



 Cambridge Assessment  
International Education

Endorsed for full syllabus coverage

Cambridge IGCSE<sup>®</sup>

.....

# Mathematics

Core and Extended

Fourth edition

.....

Ric Pimentel  
Terry Wall

 **DYNAMIC**  
LEARNING

 **HODDER**  
EDUCATION



**Dynamic Learning** is an online subscription solution that supports teachers and students with high quality content and unique tools. Dynamic Learning incorporates elements that all work together to give you the ultimate classroom and homework resource.

**Online Teacher's Guides** include a host of informative and practical teaching resources, such as:

- Lesson planning support via editable schemes of work
- Teaching materials, for example worksheets or glossaries
- Answers, extra teaching notes and/or exam-style questions

**Cambridge IGCSE® Core and Extended Mathematics Fourth edition** is available as a **Whiteboard eTextbook** which is an online interactive version of the printed textbook that enables teachers to:

- Display interactive pages to their class
- Add notes and highlight areas
- Add double-page spreads into lesson plans

Additionally the **Student eTextbook** of **Cambridge IGCSE® Core and Extended Mathematics Fourth edition** is a downloadable version of the printed textbook that teachers can assign to students so they can:

- Download and view on any device or browser
- Add, edit and synchronise notes across two devices
- Access their personal copy on the move

---

To find out more and sign up for free trials visit: [www.hoddereducation.com/dynamiclearning](http://www.hoddereducation.com/dynamiclearning)

Cambridge IGCSE®

.....

# Mathematics

Core and Extended  
Fourth edition

.....

Ric Pimentel  
Terry Wall

®IGCSE is a registered trademark

The Publishers would like to thank the following for permission to reproduce copyright material.

### Photo credits

**p 2** © Aleksandra Antic/Shutterstock; **p 3** © Dinodia Photos/Alamy Stock Photo; **p 100** © katjen/Shutterstock; **p 101** © Eduard Kim/Shutterstock; **p 248** © Halfpoint/Shutterstock; **p 249** © Georgios Kollidas/Fotolia; **p 280** © ESB Professional/Shutterstock; **p 281** © Classic Image/Alamy Stock Photo; **p 344** © WitR/Shutterstock; **p 345** © Hirarchivum Press/Alamy Stock Photo; **p 390** © 3Dsculptor/Shutterstock; **p 391** © Granger, NYC/TopFoto; **p 438** © Anton Petrus/Shutterstock; **p 439** © Science History Images/Alamy Stock Photo; **p 474** © Harvepino/Shutterstock; **p 475** © Bernard 63/Fotolia; **p 502** © Shutterstock; **p 503** © Jason Butcher/Getty Images

### Acknowledgements

Every effort has been made to trace all copyright holders, but if any have been inadvertently overlooked, the Publishers will be pleased to make the necessary arrangements at the first opportunity. All exam-style questions and sample answers in this title were written by the authors.

Although every effort has been made to ensure that website addresses are correct at time of going to press, Hodder Education cannot be held responsible for the content of any website mentioned in this book. It is sometimes possible to find a relocated web page by typing in the address of the home page for a website in the URL window of your browser.

Hachette UK's policy is to use papers that are natural, renewable and recyclable products and made from wood grown in sustainable forests. The logging and manufacturing processes are expected to conform to the environmental regulations of the country of origin.

Orders: please contact Bookpoint Ltd, 130 Park Drive, Milton Park, Abingdon, Oxon OX14 4SE. Telephone: (44) 01235 827720. Fax: (44) 01235 400401. Email [education@bookpoint.co.uk](mailto:education@bookpoint.co.uk) Lines are open from 9 a.m. to 5 p.m., Monday to Saturday, with a 24-hour message answering service. You can also order through our website: [www.hoddereducation.com](http://www.hoddereducation.com)

© Ric Pimentel and Terry Wall 1997, 2006, 2013, 2018

First published in 1997

Second edition published in 2006

Third edition published in 2013

This edition published in 2018 by  
Hodder Education,  
An Hachette UK Company  
Carmelite House  
50 Victoria Embankment  
London EC4Y 0DZ

[www.hoddereducation.co.uk](http://www.hoddereducation.co.uk)

Impression number 10 9 8 7 6 5 4 3 2 1

Year 2022 2021 2020 2019 2018

All rights reserved. Apart from any use permitted under UK copyright law, no part of this publication may be reproduced or transmitted in any form or by any means, electronic or mechanical, including photocopying and recording, or held within any information storage and retrieval system, without permission in writing from the publisher or under licence from the Copyright Licensing Agency Limited. Further details of such licences (for reprographic reproduction) may be obtained from the Copyright Licensing Agency Limited, [www.cla.co.uk](http://www.cla.co.uk)

Cover photo © Shutterstock/ju.grozyan

Illustrations by Pantek Media and Integra Software Services

Typeset in Times Ten LT Std Roman 10/12 by Integra Software Services Pvt. Ltd., Pondicherry, India

Printed in Slovenia

A catalogue record for this title is available from the British Library.

**ISBN: 978 1 5104 2168 4**



# Contents

	Introduction	v
	How to use this book	v
<b>TOPIC 1</b>	<b>Number</b>	<b>2</b>
	Chapter 1 Number and language	4
	Chapter 2 Accuracy	13
	Chapter 3 Calculations and order	24
	Chapter 4 Integers, fractions, decimals and percentages	30
	Chapter 5 Further percentages	43
	Chapter 6 Ratio and proportion	50
	Chapter 7 Indices and standard form	62
	Chapter 8 Money and finance	73
	Chapter 9 Time	83
	Chapter 10 Set notation and Venn diagrams	85
	Topic 1 Mathematical investigations and ICT	96
<b>TOPIC 2</b>	<b>Algebra and graphs</b>	<b>100</b>
	Chapter 11 Algebraic representation and manipulation	102
	Chapter 12 Algebraic indices	122
	Chapter 13 Equations and inequalities	126
	Chapter 14 Linear programming	147
	Chapter 15 Sequences	153
	Chapter 16 Proportion	166
	Chapter 17 Graphs in practical situations	172
	Chapter 18 Graphs of functions	193
	Chapter 19 Differentiation and the gradient function	219
	Chapter 20 Functions	239
	Topic 2 Mathematical investigations and ICT	245
<b>TOPIC 3</b>	<b>Coordinate geometry</b>	<b>248</b>
	Chapter 21 Straight line graphs	250
	Topic 3 Mathematical investigations and ICT	277
<b>TOPIC 4</b>	<b>Geometry</b>	<b>280</b>
	Chapter 22 Geometrical vocabulary and construction	282
	Chapter 23 Similarity and congruence	293
	Chapter 24 Symmetry	310
	Chapter 25 Angle properties	318
	Topic 4 Mathematical investigations and ICT	341
<b>TOPIC 5</b>	<b>Mensuration</b>	<b>344</b>
	Chapter 26 Measures	346
	Chapter 27 Perimeter, area and volume	351
	Topic 5 Mathematical investigations and ICT	386

## CONTENTS

---

<b>TOPIC 6</b>	Trigonometry	390
	<b>Chapter 28</b> Bearings	392
	<b>Chapter 29</b> Trigonometry	394
	<b>Chapter 30</b> Further trigonometry	418
	<b>Topic 6</b> Mathematical investigations and ICT	436
<b>TOPIC 7</b>	Vectors and transformations	438
	<b>Chapter 31</b> Vectors	440
	<b>Chapter 32</b> Transformations	452
	<b>Topic 7</b> Mathematical investigations and ICT	471
<b>TOPIC 8</b>	Probability	474
	<b>Chapter 33</b> Probability	476
	<b>Chapter 34</b> Further probability	488
	<b>Topic 8</b> Mathematical investigations and ICT	498
<b>TOPIC 9</b>	Statistics	502
	<b>Chapter 35</b> Mean, median, mode and range	504
	<b>Chapter 36</b> Collecting, displaying and interpreting data	510
	<b>Chapter 37</b> Cumulative frequency	532
	<b>Topic 9</b> Mathematical investigations and ICT	541
	Index	544

# Introduction

This book has been written for all students of Cambridge IGCSE® and IGCSE (9-1) Mathematics syllabuses (0580/0980). It carefully and precisely follows the syllabus from Cambridge Assessment International Education. It provides the detail and guidance that are needed to support you throughout your course and help you to prepare for your examinations.

## How to use this book

To make your study of mathematics as rewarding and successful as possible, this Cambridge endorsed textbook offers the following important features:

### Learning objectives

- » Each topic starts with an outline of the subject material and syllabus objectives to be covered.

### Organisation

- » Topics follow the order of the syllabus and are divided into chapters. Within each chapter there is a blend of teaching, worked examples and exercises to help you build confidence and develop the skills and knowledge you need. At the end of each chapter there are comprehensive Student Assessments. You will also find short sets of informal, digital questions linked to the **Student eTextbook**, which offer practice in topic areas that students often find difficult.

### ICT, Mathematical modelling and problem-solving

- » The syllabus specifically refers to ‘Applying mathematical techniques to solve problems’, and this is fully integrated into the exercises and assessments in the book. There are also sections called ‘Mathematical Investigations and ICT’, which include problem-solving questions and ICT activities (although the latter would not be part of the examination). In the **Student eTextbook** there is a selection of **videos** which offer support in problem-solving strategies and encourage reflective practice.

## Callouts

These commentaries provide additional explanations and encourage full understanding of mathematical principles.

## Worked examples

The worked examples cover important techniques and question styles. They are designed to reinforce the explanations, and give you step-by-step help for solving problems.

## Exercise

These appear throughout the text, and allow you to apply what you have learned. There are plenty of routine questions covering important examination techniques.

**11 ALGEBRAIC REPRESENTATION AND MANIPULATION**

**Exercise 11.11**

Factorise the following quadratic expressions:

1 $x^2 + 7x + 12$	8 $x^2 + 8x + 12$	15 $x^2 + 13x + 42$
2 $x^2 + 6x + 5$	9 $x^2 + 8x + 12$	16 $x^2 - 13x + 42$
3 $x^2 + 14x + 24$	10 $x^2 + 11x + 24$	17 $x^2 - 10x + 24$
4 $x^2 + 15x + 36$	11 $x^2 + 20x + 36$	18 $x^2 - 12x + 36$
5 $x^2 + 2x + 15$	12 $x^2 + 2x + 15$	19 $x^2 - 15x + 36$
6 $x^2 + x + 12$	13 $x^2 + 4x + 12$	20 $x^2 - 15x + 36$
7 $x^2 - 2x - 8$	14 $x^2 - x - 20$	21 $x^2 + 3x - 4$
8 $x^2 - x - 42$	15 $x^2 - 2x - 63$	22 $x^2 + x - 6$
9 $x^2 + 3x + 1$	16 $x^2 + 7x + 6$	23 $x^2 + 11x - 4$
10 $2x^2 + 7x + 6$	17 $3x^2 + 8x + 4$	24 $3x^2 + 11x - 4$
11 $4x^2 + 12x + 9$	18 $9x^2 - 6x + 1$	25 $6x^2 - x - 1$

**Rearrangement of complex formulae**

**Worked examples**

Make the letters in red the subject of each formula.

1  $C = 2\pi r$        $A = \pi r^2$

$r = \frac{C}{2\pi}$        $r = \sqrt{\frac{A}{\pi}}$

2  $3x^2 + y^2 = k^2$        $f = \frac{1}{\sqrt{2}}$

$y^2 = k^2 - 3x^2$        $f^2 = \frac{1}{2}$

$y = \pm\sqrt{k^2 - 3x^2}$        $f = \frac{1}{\sqrt{2}}$

**Note:**  $\sqrt{y^2} = |y|$        $f^2 = \frac{1}{2}$

3  $m = \frac{3a\sqrt{b}}{c}$        $A(p + q^2) = y + x$

$m^2 = \frac{9a^2 b}{c^2}$        $p + q^2 = \frac{y + x}{A}$

$q^2 = \frac{y + x}{A} - p$        $q = \pm\sqrt{\frac{y + x}{A} - p}$

**10 Set notation and Venn diagrams**

**Sets**

A set is a well-defined group of objects or symbols. The objects or symbols are called the **elements** of the set. If an element  $x$  belongs to a set  $S$ , this is represented as  $x \in S$ . If  $x$  does not belong to set  $S$  this is represented as  $x \notin S$ .

**Worked examples**

1 A particular set consists of the following elements: {South Africa, Namibia, Egypt, Angola...}

Describe the set.

The elements of the set are countries of Africa.

Add another two elements to the set.

eg. Zimbabwe, Ghana

Is the set finite or infinite?

Finite. There is a finite number of countries in Africa.

2 Consider the set  $A = \{x : x \text{ is a natural number}\}$

Describe the set.

The elements of the set are the natural numbers.

Write down two elements of the set.

eg. 3 and 15

3 Consider the set  $B = \{(x, y) : y = 2x - 4\}$

Describe the set.

The elements of the set are the coordinates of points found on the straight line with equation  $y = 2x - 4$ .

Write down two elements of the set.

eg.  $(0, -4)$  and  $(10, 16)$

4 Consider the set  $C = \{x : 2 \leq x \leq 8\}$

Describe the set.

The elements of the set include any number between 2 and 8 inclusive.

Write down two elements of the set.

eg. 5 and 6.5

**The universal set**

However, sets  $C, D, E, F, G$  and  $H$  are considered **proper subsets** of  $A$ . This distinction of subset is shown in the notation below.

$C \subset A$  and  $D \subset A$  etc.

Similarly,  $G \subset H$  implies that  $G$  is not a subset of  $H$

$G \subset H$  implies that  $G$  is not a proper subset of  $H$

**Worked example**

$A = \{1, 2, 3, 4, 5, 6, 7, 8, 9, 10\}$

$B = \{2, 4, 6, 8, 10\}$

$C = \{3, 5, 7, 9\}$

**Exercise 10.2**

1  $P = \{\text{whole numbers less than } 10\}$

a List the subset  $Q$  (even numbers).

b List the subset  $R$  (odd numbers).

c List the subset  $S$  (prime numbers).

d List the subset  $T$  (square numbers).

e List the subset  $U$  (triangle numbers).

2  $A = \{\text{whole numbers between } 50 \text{ and } 70\}$

a List the subset  $B$  (multiples of 5).

b List the subset  $C$  (multiples of 3).

c List the subset  $D$  (square numbers).

3  $J = \{p, q, r\}$

a List all the subsets of  $J$ .

b List all the proper subsets of  $J$ .

4 State whether each of the following statements is true or false:

a {Algeria, Mozambique}  $\subset$  {countries in Africa} (image, banana)  $\subset$  {fruit}

b  $\{1, 2, 3, 4\} \subset \{1, 2, 3, 4, 5\}$

c  $\{1, 2, 3, 4\} \subset \{1, 2, 3, 4, 5, 6\}$

d {volleyball, basketball}  $\subset$  {team sport}

e  $\{4, 5, 8, 10\} \subset \{4, 5, 8, 10\}$

f {potatoes, carrots}  $\subset$  {vegetables}

g  $\{12, 13, 14, 15\} \subset$  {whole numbers}

**The universal set**

The universal set  $(U)$  for any particular problem is the set which contains all the possible elements for that problem.

The complement of a set  $A$  is the set of elements which are in  $U$  but not in  $A$ . The complement of  $A$  is identified as  $A'$ . Notice that  $A' \cap A = \emptyset$  and  $A' \cup A = U$ .

Material with a blue dotted line is for material that is part of both the Cambridge IGCSE Core and Cambridge IGCSE Extended Curriculum. Material with a purple dotted line is for material that is only part of the Cambridge IGCSE Extended curriculum.

## Mathematical investigations and ICT

More problem solving activities are provided at the end of each section to put what you've learned into practice.

## Student assessment

End-of-chapter questions to test your understanding of the key topics and help to prepare you for your exam.

**10 SET NOTATION AND VENN DIAGRAMS**

**Exercise 10.3 (cont)**

3 Complete the statement  $A \cup B = \{ \dots \}$  for each of the Venn diagrams in question 2 above.

4

Copy and complete the following statements:

a  $A' = \{ \dots \}$       b  $A' \cap B = \{ \dots \}$

5

Copy and complete the following statements:

a  $A \cup B = \{ \dots \}$       b  $(A \cap B)' = \{ \dots \}$       c  $A \cap B' = \{ \dots \}$

6

a Describe in words the elements of set  $A$ .      b Describe in words the elements of set  $B$ .

b Copy and complete the following statements:

i  $A \cap B = \{ \dots \}$       ii  $A \cap C = \{ \dots \}$       iii  $B \cap C = \{ \dots \}$

iv  $A \cap B \cap C = \{ \dots \}$       v  $A \cup B = \{ \dots \}$       vi  $A \cup C = \{ \dots \}$

**TOPIC 1 Mathematical investigations and ICT**

Investigations are an important part of mathematical learning. All mathematical discoveries stem from an idea that a mathematician has and then investigates.

Sometimes when faced with a mathematical investigation, it can seem difficult to know how to start. The structure and example below may help you.

- Read the question carefully and start with simple cases.
- Draw simple diagrams to help.
- Put the results from simple cases in an ordered table.
- Look for a pattern in your results.
- Try to find a general rule in words.
- Express your rule algebraically.
- Test the rule for a new example.
- Check that the original question has been answered.

**Worked example**

A mystic rose is created by placing a number of points evenly spaced on the circumference of a circle. Straight lines are then drawn from each point to every other point. The diagram (left) shows a mystic rose with 20 points.

To answer these questions you are not expected to draw either of the shapes and count the number of lines.

**Worked example**

a How many straight lines are there?

b How many straight lines would there be on a mystic rose with 100 points?

To answer these questions you are not expected to draw either of the shapes and count the number of lines.

**1/2. Try simple cases:**

By drawing some simple cases and counting the lines, some results can be found:

Mystic rose with 2 points      Mystic rose with 3 points  
Number of lines = 1      Number of lines = 3

**Simplifying complex algebraic fractions**

**Student assessment 4**

- The volume  $V$  of a cylinder is given by the formula  $V = \pi r^2 h$ , where  $h$  is the height of the cylinder and  $r$  is the radius.
  - Find the volume of a cylindrical pot 6.5m long and with a diameter of 20cm.
  - Make the subject of the formula.
  - A cylinder of height 60cm has a volume of 5500cm<sup>3</sup>; find its radius correct to 3 s.f.
- The formula for the surface area of a closed cylinder is  $A = 2\pi r^2 + \pi h$ , where  $r$  is the radius of the cylinder and  $h$  is its height.
  - Find the surface area of a cylinder of radius 3.5cm and height 20cm, giving your answer to 3 s.f.
  - Rearrange the formula to make  $h$  the subject. What is the height of a cylinder of surface area 500cm<sup>2</sup> and radius 5cm? Give your answer to 3 s.f.
- The formula for finding the length  $d$  of the body diagonal of a cuboid whose dimensions are  $x, y$  and  $z$  is:
 
$$d = \sqrt{x^2 + y^2 + z^2}$$
  - Find  $d$  when  $x = 2, y = 3$  and  $z = 4$ .
  - How long is the body diagonal of a block of concrete in the shape of a rectangular prism of dimensions 2m, 3m and 75cm?
  - Rearrange the formula to make  $z$  the subject.
  - Find  $d$  when  $d = 0.86, y = 0.25$  and  $z = 0.41$ .
- A pendulum of length  $l$  metres takes  $t$  seconds to complete one full oscillation. The formula for  $T$  is:
 
$$T = 2\pi \sqrt{\frac{l}{g}}$$
 where  $g$  m/s<sup>2</sup> is the acceleration due to gravity.
  - Find  $T$  if  $l = 5$  and  $g = 10$ .
  - Rearrange the formula to make  $l$  the subject of the formula.
  - How long is a pendulum which takes 3 seconds for one oscillation, if  $g = 10$ ?

# Assessment

For Cambridge IGCSE<sup>®</sup> Mathematics you will take two papers. If you are studying the Core syllabus, you will take Paper 1 and Paper 3. If you are studying the Extended syllabus you will take Paper 2 and Paper 4. You may use a scientific calculator for both papers.

	Length	Type of questions
Paper 1 (Core)	1 hour	Short-answer questions
Paper 2 (Extended)	1 hour 30 minutes	Short-answer questions
Paper 3 (Core)	2 hours	Structured questions
Paper 4 (Extended)	2 hours 30 minutes	Structured questions

## Examination techniques

Make sure you check the instructions on the question paper, the length of the paper and the number of questions you have to answer. In the case of Cambridge IGCSE Mathematics examinations you will have to answer every question as there will be no choice.

Allocate your time sensibly between each question. Every year, good students let themselves down by spending too long on some questions and too little time (or no time at all) on others. Make sure you show your working to show how you've reached your answer.

## Command words

The command words that may appear in your question papers are listed below. The command word used will relate to the context of the question.

Command word	What it means
Calculate	Work out from given facts, figures or information, generally using a calculator
Construct*	Make an accurate drawing
Describe	State the points of a topic/give characteristics and main features
Determine	Establish with certainty
Explain	Set out purposes or reasons/ make the relationships between things evident/ provide why and/or how and support with relevant evidence
Give	Produce an answer from a given source or recall/memory
Plot	Mark point(s) on a graph
Show (that)	Provide structured evidence that leads to a given result
Sketch	Make a simple freehand drawing showing the key features
Work out	Calculate from given facts, figures or information with or without the use of a calculator
Write	Give an answer in a specific form
Write down	Give an answer without significant working

\*Note: 'construct' is also used in the context of equations or expressions. When you construct an equation, you build it using information that you have been given or you have worked out. For example, you might construct an equation in the process of solving a word problem.

# From the authors

*Mathematics* comes from the Greek word meaning *knowledge* or *learning*. Galileo Galilei (1564–1642) wrote “the universe cannot be read until we learn the language in which it is written. It is written in mathematical language”. Mathematics is used in science, engineering, medicine, art, finance etc., but mathematicians have always studied the subject for pleasure. They look for patterns in nature, for fun, as a game or a puzzle.

A mathematician may find that his or her puzzle solving helps to solve ‘real life’ problems. But trigonometry was developed without a ‘real life’ application in mind, before it was then applied to navigation and many other things. The algebra of curves was not ‘invented’ to send a rocket to Jupiter.

The study of mathematics is across all lands and cultures. A mathematician in Africa may be working with another in Japan to extend work done by a Brazilian in the USA.

People in all cultures have tried to understand the world around them, and mathematics has been a common way of furthering that understanding, even in cultures which have left no written records.

Each Topic in this text book has an introduction which tries to show how, over thousands of years, mathematical ideas have been passed from one culture to another. So when you are studying from this text book, remember that you are following in the footsteps of earlier mathematicians who were excited by the discoveries they had made. These discoveries changed our world.

You may find some of the questions in this book difficult. It is easy when this happens to ask the teacher for help. Remember though that mathematics is intended to stretch the mind. If you are trying to get physically fit you do not stop as soon as things get hard. It is the same with mental fitness. Think logically. Try harder. In the end you are responsible for your own learning. Teachers and textbooks can only guide you. Be confident that you can solve that difficult problem.

Ric Pimentel  
Terry Wall

*This page intentionally left blank*

# TOPIC 1

## Number

### Contents

- Chapter 1 Number and language (E1.1, E1.3, E1.4)
- Chapter 2 Accuracy (E1.9, E1.10)
- Chapter 3 Calculations and order (E1.6, E1.13)
- Chapter 4 Integers, fractions, decimals and percentages (E1.5, E1.8)
- Chapter 5 Further percentages (E1.12)
- Chapter 6 Ratio and proportion (E1.11)
- Chapter 7 Indices and standard form (E1.7)
- Chapter 8 Money and finance (E1.15, E1.16, E1.17)
- Chapter 9 Time (E1.14)
- Chapter 10 Set notation and Venn diagrams (E1.2)

### Syllabus

#### E1.1

Identify and use natural numbers, integers (positive, negative and zero), prime numbers, square and cube numbers, common factors and common multiples, rational and irrational numbers (e.g.  $\pi$ ,  $\sqrt{2}$ ), real numbers, reciprocals.

#### E1.2

Use language, notation and Venn diagrams to describe sets and represent relationships between sets.

Definition of sets

e.g.  $A = \{x: x \text{ is a natural number}\}$

$B = \{(x,y): y = mx + c\}$

$C = \{x: a \leq x \leq b\}$

$D = \{a, b, c, \dots\}$

#### E1.3

Calculate with squares, square roots, cubes and cube roots and other powers and roots of numbers.

#### E1.4

Use directed numbers in practical situations.

#### E1.5

Use the language and notation of simple vulgar and decimal fractions and percentages in appropriate contexts. Recognise equivalence and convert between these forms.

#### E1.6

Order quantities by magnitude and demonstrate familiarity with the symbols  $=, \neq, >, <, \geq, \leq$

**E1.7**

Understand the meaning of indices (fractional, negative and zero) and use the rules of indices. Use the standard form  $A \times 10^n$  where  $n$  is a positive or negative integer, and  $1 \leq A < 10$ .

**E1.8**

Use the four rules for calculations with whole numbers, decimals and fractions (including mixed numbers and improper fractions), including correct ordering of operations and use of brackets.

**E1.9**

Make estimates of numbers, quantities and lengths, give approximations to specified numbers of significant figures and decimal places and round off answers to reasonable accuracy in the context of a given problem.

**E1.10**

Give appropriate upper and lower bounds for data given to a specified accuracy.

(Ext only) Obtain appropriate upper and lower bounds to solutions of simple problems given data to a specified accuracy.

**E1.11**

Demonstrate an understanding of ratio and proportion.

(Ext only) Increase and decrease a quantity by a given ratio.

Calculate average speed.

Use common measures of rate.

**E1.12**

Calculate a given percentage of a quantity.

Express one quantity as a percentage of another.

Calculate percentage increase or decrease.

(Ext only) Carry out calculations involving reverse percentages.

**E1.13**

Use a calculator efficiently.

Apply appropriate checks of accuracy.

**E1.14**

Calculate times in terms of the 24-hour and 12-hour clock.

Read clocks, dials and timetables.

**E1.15**

Calculate using money and convert from one currency to another.

**E1.16**

Use given data to solve problems on personal and household finance involving earnings, simple interest and compound interest.

Extract data from tables and charts.

**E1.17 (Ext only)**

Use exponential growth and decay in relation to population and finance.

## Hindu mathematicians

In 1300 BCE a Hindu teacher named Laghada used geometry and trigonometry for his astronomical calculations. At around this time, other Indian mathematicians solved quadratic and simultaneous equations.

Much later in about 500CE, another Indian teacher, Aryabhata worked on approximations for  $\pi$  (pi), and worked on the trigonometry of the sphere. He realised that not only did the planets go around the sun but that their paths were elliptical.

Brahmagupta, a Hindu, was the first to treat zero as a number in its own right. This helped to develop the decimal system of numbers.

One of the greatest mathematicians of all time was Bhascara who, in the twelfth century, worked in algebra and trigonometry. He discovered that

$$\sin(A+B) = \sin A \cos B + \cos A \sin B.$$

His work was taken to Arabia and later to Europe.



*An illustration of Aryabhata (476–550)*

# 1

## Number and language

### Vocabulary for sets of numbers

A **square** can be classified in many different ways. It is a quadrilateral but it is also a polygon and a two-dimensional shape. Just as shapes can be classified in many ways, so can numbers. Below is a description of some of the more common types of numbers.

### Natural numbers

A child learns to count ‘one, two, three, four, ...’. These are sometimes called the counting numbers or whole numbers.

The child will say ‘I am three’, or ‘I live at number 73’.

If we include the number 0, then we have the set of numbers called the **natural numbers**.

The set of natural numbers  $\mathbb{N} = \{0, 1, 2, 3, 4, \dots\}$ .

### Integers

On a cold day, the temperature may be  $4^{\circ}\text{C}$  at 10 p.m. If the temperature drops by a further  $6^{\circ}\text{C}$ , then the temperature is ‘below zero’; it is  $-2^{\circ}\text{C}$ .

If you are overdrawn at the bank by \$200, this might be shown as  $-\$200$ .

The set of **integers**  $\mathbb{Z} = \{\dots, -3, -2, -1, 0, 1, 2, 3, \dots\}$ .

$\mathbb{Z}$  is therefore an extension of  $\mathbb{N}$ . Every natural number is an integer.

### Rational numbers

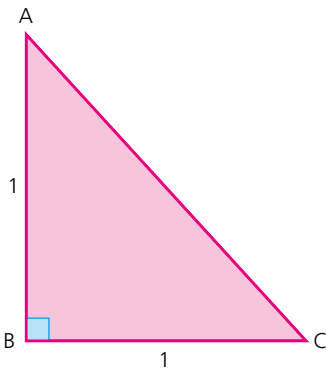
A child may say ‘I am three’; she may also say ‘I am three and a half’, or even ‘three and a quarter’.  $3\frac{1}{2}$  and  $3\frac{1}{4}$  are **rational numbers**. All rational numbers can be written as a **fraction** whose denominator is not zero. All **terminating and recurring decimals** are rational numbers as they can also be written as fractions, e.g.

$$0.2 = \frac{1}{5} \quad 0.3 = \frac{3}{10} \quad 7 = \frac{7}{1} \quad 1.53 = \frac{153}{100} \quad 0.\dot{2} = \frac{2}{9}$$

The set of rational numbers  $\mathbb{Q}$  is an extension of the set of integers.

### Irrational numbers

Numbers which cannot be expressed as a fraction are not rational numbers; they are **irrational numbers**.



Using Pythagoras' rule in the diagram to the left, the length of the hypotenuse AC is found as:

$$AC^2 = 1^2 + 1^2 = 2$$

$$AC = \sqrt{2}$$

$\sqrt{2} = 1.41421356\dots$ . The digits in this number do not recur or repeat in a pattern. This is a property of all irrational numbers. Another example of an irrational number you will come across is  $\pi$  (pi). It is the **ratio** of the **circumference of a circle** to the length of its **diameter**. Although it is often rounded to 3.142, the digits continue indefinitely never repeating themselves in any particular pattern.

## Real numbers

The set of rational and irrational numbers together form the set of **real numbers**  $\mathbb{R}$ .

## Prime numbers

A **prime number** is one whose only **factors** are 1 and itself. (Note: 1 is not a prime number.)

## Reciprocal

The **reciprocal** of a number is obtained when 1 is divided by that number.

The reciprocal of 5 is  $\frac{1}{5}$ , the reciprocal of  $\frac{2}{5}$  is  $\frac{5}{2}$  which simplifies to  $\frac{5}{2}$ .

### Exercise 1.1

- 1 In a 10 by 10 square, write the numbers 1 to 100.  
 Cross out number 1.  
 Cross out all the even numbers after 2 (these have 2 as a factor).  
 Cross out every third number after 3 (these have 3 as a factor).  
 Continue with 5, 7, 11 and 13, then list all the prime numbers less than 100.
- 2 Write the reciprocal of each of the following:
 

a $\frac{1}{8}$	b $\frac{7}{12}$	c $\frac{3}{5}$
d $1\frac{1}{2}$	e $3\frac{3}{4}$	f 6

## Square numbers

The number 1 can be written as  $1 \times 1$  or  $1^2$ . This can be read as '1 squared' or '1 raised to the **power** of 2'.

The number 4 can be written as  $2 \times 2$  or  $2^2$ .

9 can be written as  $3 \times 3$  or  $3^2$ .

16 can be written as  $4 \times 4$  or  $4^2$ .

When an integer (whole number) is multiplied by itself, the result is a **square number**. In the examples above, 1, 4, 9 and 16 are all square numbers.

## Cube numbers

The number 1 can be written as  $1 \times 1 \times 1$  or  $1^3$ . This can be read as '1 cubed' or '1 raised to the power of 3'.

The number 8 can be written as  $2 \times 2 \times 2$  or  $2^3$ .

27 can be written as  $3 \times 3 \times 3$  or  $3^3$ .

64 can be written as  $4 \times 4 \times 4$  or  $4^3$ .

When an integer is multiplied by itself and then by itself again, the result is a **cube number**. In the examples above 1, 8, 27 and 64 are all cube numbers.

## Factors

The factors of 12 are all the numbers which will divide exactly into 12, i.e. 1, 2, 3, 4, 6 and 12.

### Exercise 1.2

1. List all the factors of the following numbers:

- |      |      |      |      |       |
|------|------|------|------|-------|
| a 6  | b 9  | c 7  | d 15 | e 24  |
| f 36 | g 35 | h 25 | i 42 | j 100 |

## Prime factors

The factors of 12 are 1, 2, 3, 4, 6 and 12.

Of these, 2 and 3 are prime numbers, so 2 and 3 are the **prime factors** of 12.

### Exercise 1.3

1 List the prime factors of the following numbers:

- |      |      |      |      |      |
|------|------|------|------|------|
| a 15 | b 18 | c 24 | d 16 | e 20 |
| f 13 | g 33 | h 35 | i 70 | j 56 |

An easy way to find prime factors is to divide by the prime numbers in order, smallest first.

## Worked examples

a Find the prime factors of 18 and express it as a product of prime numbers:

	18
2	9
3	3
3	1

$$18 = 2 \times 3 \times 3 \text{ or } 2 \times 3^2$$

- b Find the prime factors of 24 and express it as a product of prime numbers:

	24
2	12
2	6
2	3
3	1

$$24 = 2 \times 2 \times 2 \times 3 \text{ or } 2^3 \times 3$$

- c Find the prime factors of 75 and express it as a product of prime numbers:

	75
3	25
5	5
5	1

$$75 = 3 \times 5 \times 5 \text{ or } 3 \times 5^2$$

### Exercise 1.4

- 1 Find the prime factors of the following numbers and express them as a product of prime numbers:

- |      |      |      |       |      |
|------|------|------|-------|------|
| a 12 | b 32 | c 36 | d 40  | e 44 |
| f 56 | g 45 | h 39 | i 231 | j 63 |

## Highest common factor

The prime factors of 12 are  $2 \times 2 \times 3$ .

The prime factors of 18 are  $2 \times 3 \times 3$ .

So the **highest common factor** (HCF) can be seen by inspection to be  $2 \times 3$ , i.e. 6.

## Multiples

**Multiples** of 5 are 5, 10, 15, 20, etc.

The lowest common multiple (LCM) of 2 and 3 is 6, since 6 is the smallest number divisible by 2 and 3.

The LCM of 3 and 5 is 15.

The LCM of 6 and 10 is 30.

### Exercise 1.5

- 1 Find the HCF of the following numbers:

- |              |               |              |
|--------------|---------------|--------------|
| a 8, 12      | b 10, 25      | c 12, 18, 24 |
| d 15, 21, 27 | e 36, 63, 108 | f 22, 110    |
| g 32, 56, 72 | h 39, 52      | i 34, 51, 68 |
| j 60, 144    |               |              |

*Exercise 1.5 (cont)*

2 Find the LCM of the following:

- |             |               |            |            |
|-------------|---------------|------------|------------|
| a 6, 14     | b 4, 15       | c 2, 7, 10 | d 3, 9, 10 |
| e 6, 8, 20  | f 3, 5, 7     | g 4, 5, 10 | h 3, 7, 11 |
| i 6, 10, 16 | j 25, 40, 100 |            |            |

## Rational and irrational numbers

A **rational number** is any number which can be expressed as a fraction. Examples of some rational numbers and how they can be expressed as a fraction are shown below:

$$0.2 = \frac{1}{5} \quad 0.3 = \frac{3}{10} \quad 7 = \frac{7}{1} \quad 1.53 = \frac{153}{100} \quad 0.\dot{2} = \frac{2}{9}$$

An **irrational number** cannot be expressed as a fraction. Examples of irrational numbers include:

$$\sqrt{2}, \quad \sqrt{5}, \quad 6 - \sqrt{3}, \quad \pi$$

*In summary:*

Rational numbers include:

- whole numbers,
- fractions,
- recurring decimals,
- terminating decimals.

Irrational numbers include:

- the **square root** of any number other than square numbers,
- a decimal which does not repeat or terminate (e.g.  $\pi$ ).

*Exercise 1.6*

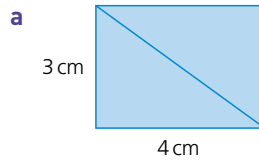
1 For each of the numbers shown below, state whether it is rational or irrational:

- |                   |               |                      |
|-------------------|---------------|----------------------|
| a 1.3             | b $0.\dot{6}$ | c $\sqrt{3}$         |
| d $-2\frac{3}{5}$ | e $\sqrt{25}$ | f $\sqrt[3]{8}$      |
| g $\sqrt{7}$      | h 0.625       | i $0.\dot{i}\dot{i}$ |

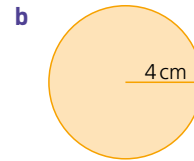
2 For each of the numbers shown below, state whether it is rational or irrational:

- |                               |                                  |                                  |
|-------------------------------|----------------------------------|----------------------------------|
| a $\sqrt{2} \times \sqrt{3}$  | b $\sqrt{2} + \sqrt{3}$          | c $(\sqrt{2} \times \sqrt{3})^2$ |
| d $\frac{\sqrt{8}}{\sqrt{2}}$ | e $\frac{2\sqrt{5}}{2\sqrt{20}}$ | f $4 + (\sqrt{9} - 4)$           |

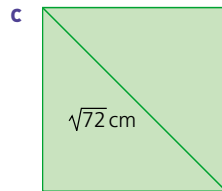
- 3 In each of the following decide whether the quantity required is rational or irrational. Give reasons for your answer.



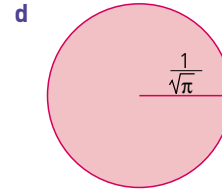
The length of the diagonal



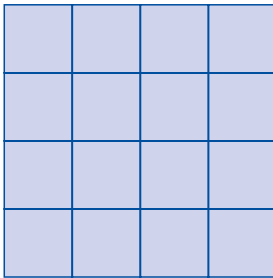
The circumference of the circle



The side length of the square



The area of the circle



## Square roots

The square shown contains 16 squares. It has sides of length 4 units.

So the square root of 16 is 4.

This can be written as  $\sqrt{16} = 4$ .

Note that  $4 \times 4$  is 16 so 4 is the square root of 16.

However,  $-4 \times -4$  is also 16 so  $-4$  is also the square root of 16.

By convention,  $\sqrt{16}$  means 'the positive square root of 16' so

$\sqrt{16} = 4$  but the square root of 16 is  $\pm 4$  i.e. +4 or  $-4$ .

Note:  $-16$  has no square root since any integer squared is positive.

### Exercise 1.7

- 1 Find the following:

a  $\sqrt{25}$

b  $\sqrt{9}$

c  $\sqrt{49}$

d  $\sqrt{100}$

e  $\sqrt{121}$

f  $\sqrt{169}$

g  $\sqrt{0.01}$

h  $\sqrt{0.04}$

i  $\sqrt{0.09}$

j  $\sqrt{0.25}$

- 2 Use the  $\sqrt{\quad}$  key on your calculator to check your answers to question 1.

- 3 Calculate the following:

a  $\sqrt{\frac{1}{9}}$

b  $\sqrt{\frac{1}{16}}$

c  $\sqrt{\frac{1}{25}}$

d  $\sqrt{\frac{1}{49}}$

e  $\sqrt{\frac{1}{100}}$

f  $\sqrt{\frac{4}{9}}$

g  $\sqrt{\frac{9}{100}}$

h  $\sqrt{\frac{49}{81}}$

i  $\sqrt{2\frac{7}{9}}$

j  $\sqrt{6\frac{1}{4}}$

## Using a graph

## Exercise 1.8

- 1 Copy and complete the table below for the equation
- $y = \sqrt{x}$
- .

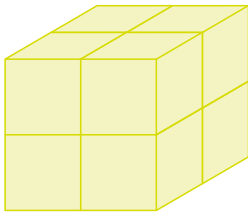
x	0	1	4	9	16	25	36	49	64	81	100
y											

Plot the graph of  $y = \sqrt{x}$ .

Use your graph to find the approximate values of the following:

- a
- $\sqrt{35}$
- b
- $\sqrt{45}$
- c
- $\sqrt{55}$
- d
- $\sqrt{60}$
- e
- $\sqrt{2}$

- 2 Check your answers to question 1 above by using the
- $\sqrt{\quad}$
- key on a calculator.



## Cube roots

The cube shown has sides of 2 units and occupies 8 cubic units of space. (That is,  $2 \times 2 \times 2$ .)

So the **cube root** of 8 is 2.This can be written as  $\sqrt[3]{8} = 2$ . $\sqrt[3]{\quad}$  is read as 'the cube root of ...'. $\sqrt[3]{64}$  is 4, since  $4 \times 4 \times 4 = 64$ .Note that  $\sqrt[3]{64}$  is not  $-4$ since  $-4 \times -4 \times -4 = -64$ but  $\sqrt[3]{-64}$  is  $-4$ .

## Exercise 1.9

- 1 Find the following cube roots:

- |                     |                   |                     |                       |
|---------------------|-------------------|---------------------|-----------------------|
| a $\sqrt[3]{8}$     | b $\sqrt[3]{125}$ | c $\sqrt[3]{27}$    | d $\sqrt[3]{0.001}$   |
| e $\sqrt[3]{0.027}$ | f $\sqrt[3]{216}$ | g $\sqrt[3]{1000}$  | h $\sqrt[3]{1000000}$ |
| i $\sqrt[3]{-8}$    | j $\sqrt[3]{-27}$ | k $\sqrt[3]{-1000}$ | l $\sqrt[3]{-1}$      |

## Further powers and roots

We have seen that the square of a number is the same as raising that number to the power of 2, for example, the square of 5 is written as  $5^2$  and means  $5 \times 5$ . Similarly, the cube of a number is the same as raising that number to the power of 3, for example, the cube of 5 is written as  $5^3$  and means  $5 \times 5 \times 5$ .

Numbers can be raised by other powers too. Therefore, 5 raised to the power of 6 can be written as  $5^6$  and means  $5 \times 5 \times 5 \times 5 \times 5 \times 5$ .

You will find a button on your calculator to help you to do this. On most calculators, it will look like  $y^x$ .

We have also seen that the square root of a number can be written using the  $\sqrt{\quad}$  symbol. Therefore, the square root of 16 is written as  $\sqrt{16}$  and is  $\pm 4$ , because both  $4 \times 4 = 16$  and  $-4 \times -4 = 16$ .

The cube root of a number can be written using the  $\sqrt[3]{\quad}$  symbol. Therefore, the cube root of 27 is written as  $\sqrt[3]{27}$  and is 3, because  $3 \times 3 \times 3 = 27$ .

Numbers can be rooted by other values as well. The fourth root of a number can be written using the symbol  $\sqrt[4]{\quad}$ . Therefore the fourth root of 625 can be expressed as  $\sqrt[4]{625}$  and is  $\pm 5$ , because both  $5 \times 5 \times 5 \times 5 = 625$  and  $(-5) \times (-5) \times (-5) \times (-5) = 625$ .

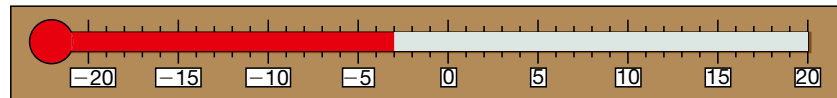
You will find a button on your calculator to help you to calculate with roots too. On most calculators, it will look like  $\sqrt[y]{\quad}$ .

### Exercise 1.10

1 Work out the following:

- |                                       |                      |                                   |
|---------------------------------------|----------------------|-----------------------------------|
| a $6^4$                               | b $3^5 + 2^4$        | c $(3^4)^2$                       |
| d $0.1^6 \div 0.01^4$                 | e $\sqrt[4]{2401}$   | f $\sqrt[8]{256}$                 |
| g $(\sqrt[5]{243})^3$                 | h $(\sqrt[9]{36})^9$ | i $2^7 \times \sqrt{\frac{1}{4}}$ |
| j $\sqrt[6]{\frac{1}{64}} \times 2^7$ | k $\sqrt[4]{5^4}$    | l $(\sqrt[10]{59049})^2$          |

## Directed numbers



### Worked example

The diagram above shows the scale of a thermometer. The temperature at 0400 was  $-3^\circ\text{C}$ . By 0900 the temperature had risen by  $8^\circ\text{C}$ . What was the temperature at 0900?

$$(-3)^\circ + (8)^\circ = (5)^\circ$$

### Exercise 1.11

- The highest temperature ever recorded was in Libya. It was  $58^\circ\text{C}$ . The lowest temperature ever recorded was  $-88^\circ\text{C}$  in Antarctica. What is the temperature difference?
- My bank account shows a credit balance of \$105. Describe my balance as a positive or negative number after each of these transactions is made in sequence:
 

a rent \$140	b car insurance \$283
c 1 week's salary \$230	d food bill \$72
e credit transfer \$250	
- The roof of an apartment block is 130 m above ground level. The car park beneath the apartment is 35 m below ground level. How high is the roof above the floor of the car park?
- A submarine is at a depth of 165 m. If the ocean floor is 860 m from the surface, how far is the submarine from the ocean floor?

**? Student assessment 1**

- 1 State whether the following numbers are rational or irrational:
 

a 1.5	b $\sqrt{7}$	c $0.\dot{7}$
d $0.\dot{7}\dot{3}$	e $\sqrt{121}$	f $\pi$
- 2 Show, by expressing them as fractions or whole numbers, that the following numbers are rational:
 

a 0.625	b $\sqrt[3]{27}$	c 0.44
---------	------------------	--------
- 3 Find the value of:
 

a $9^2$	b $15^2$	
c $(0.2)^2$	d $(0.7)^2$	
- 4 Calculate:
 

a $(3.5)^2$	b $(4.1)^2$	c $(0.15)^2$
-------------	-------------	--------------
- 5 Without using a calculator, find:
 

a $\sqrt{225}$	b $\sqrt{0.01}$	c $\sqrt{0.81}$
d $\sqrt{\frac{9}{25}}$	e $\sqrt{5\frac{4}{9}}$	f $\sqrt{2\frac{23}{49}}$
- 6 Without using a calculator, find:
 

a $4^3$	b $(0.1)^3$	c $(\frac{2}{3})^3$
---------	-------------	---------------------
- 7 Without using a calculator, find:
 

a $\sqrt[3]{27}$	b $\sqrt[3]{1000000}$	c $\sqrt[3]{\frac{64}{125}}$
------------------	-----------------------	------------------------------
- 8 My bank statement for seven days in October is shown below:

Date	Payments (\$)	Receipts (\$)	Balance (\$)
01/10			200
02/10	284		(a)
03/10		175	(b)
04/10	(c)		46
05/10		(d)	120
06/10	163		(e)
07/10		28	(f)

Copy and complete the statement by entering the amounts (a) to (f).

- 9 Using a calculator if necessary, work out:
 

a $2^6 \div 2^8$	b $4^5 \times \sqrt[6]{64}$	c $\sqrt[4]{81} \times 4^3$
------------------	-----------------------------	-----------------------------

# 2

## Accuracy

### Approximation

In many instances exact numbers are not necessary or even desirable. In those circumstances approximations are given. Approximations can take several forms; common types of approximation are dealt with below.

### Rounding

If 28 617 people attend a gymnastics competition, this figure can be reported to various levels of accuracy.

To the nearest 10 000 this figure would be **rounded** up to 30 000.

To the nearest 1000 the figure would be rounded up to 29 000.

To the nearest 100 the figure would be rounded down to 28 600.

In this type of situation, it is unlikely that the exact number would be reported.

#### Exercise 2.1

1 Round the following numbers to the nearest 1000:

- |          |          |           |
|----------|----------|-----------|
| a 68 786 | b 74 245 | c 89 000  |
| d 4020   | e 99 500 | f 999 999 |

2 Round the following numbers to the nearest 100:

- |          |        |          |
|----------|--------|----------|
| a 78 540 | b 6858 | c 14 099 |
| d 8084   | e 950  | f 2984   |

3 Round the following numbers to the nearest 10:

- |       |       |        |
|-------|-------|--------|
| a 485 | b 692 | c 8847 |
| d 83  | e 4   | f 997  |

### Decimal places

A number can also be approximated to a given number of **decimal places** (d.p.). This refers to the number of digits written after a decimal point.

#### → Worked examples

a Write 7.864 to 1 d.p.

The answer needs to be written with one digit after the decimal point. However, to do this, the second digit after the decimal point also needs to be considered. If it is 5 or more, then the first digit is rounded up.

i.e. 7.864 is written as 7.9 to 1 d.p.

b Write 5.574 to 2 d.p.

The answer here is to be given with two digits after the decimal point. In this case, the third digit after the decimal point needs to be considered. As the third digit after the decimal point is less than 5, the second digit is not rounded up.

i.e. 5.574 is written as 5.57 to 2 d.p.

## 2 ACCURACY

### Exercise 2.2

- 1 Give the following to 1 d.p.  
a 5.58                      b 0.73                      c 11.86  
d 157.39                    e 4.04                      f 15.045  
g 2.95                        h 0.98                      i 12.049
- 2 Give the following to 2 d.p.  
a 6.473                      b 9.587                      c 16.476  
d 0.088                      e 0.014                      f 9.3048  
g 99.996                    h 0.0048                    i 3.0037

## Significant figures

Numbers can also be approximated to a given number of **significant figures** (s.f.). In the number 43.25 the 4 is the most significant figure as it has a value of 40. In contrast, the 5 is the least significant as it only has a value of 5 hundredths.

### → Worked examples

- a Write 43.25 to 3 s.f.

Only the three most significant digits are written; however, the fourth digit needs to be considered to see whether the third digit is to be rounded up or not.

i.e. 43.25 is written as 43.3 to 3 s.f.

- b Write 0.0043 to 1 s.f.

In this example only two digits have any significance, the 4 and the 3. The 4 is the most significant and therefore is the only one of the two to be written in the answer.

i.e. 0.0043 is written as 0.004 to 1 s.f.

### Exercise 2.3

- 1 Write the following to the number of significant figures written in brackets:  
a 48599 (1 s.f.)            b 48599 (3 s.f.)            c 6841 (1 s.f.)  
d 7538 (2 s.f.)              e 483.7 (1 s.f.)            f 2.5728 (3 s.f.)  
g 990 (1 s.f.)                h 2045 (2 s.f.)              i 14.952 (3 s.f.)
- 2 Write the following to the number of significant figures written in brackets:  
a 0.085 62 (1 s.f.)        b 0.5932 (1 s.f.)            c 0.942 (2 s.f.)  
d 0.954 (1 s.f.)            e 0.954 (2 s.f.)            f 0.003 05 (1 s.f.)  
g 0.003 05 (2 s.f.)        h 0.009 73 (2 s.f.)        i 0.009 73 (1 s.f.)

## Appropriate accuracy

In many instances calculations carried out using a calculator produce answers which are not whole numbers. A calculator will give the answer to as many decimal places as will fit on its screen. In most cases this degree of accuracy is neither desirable nor necessary. Unless specifically asked for, answers should not be given to more than two decimal places. Indeed, one decimal place is usually sufficient.

## → Worked example

Calculate  $4.64 \div 2.3$ , giving your answer to an appropriate degree of accuracy.  
 The calculator will give the answer to  $4.64 \div 2.3$  as 2.0173913.  
 However, the answer given to 1 d.p. is sufficient.  
 Therefore  $4.64 \div 2.3 = 2.0$  (1 d.p.).

## Estimating answers to calculations

Even though many calculations can be done quickly and effectively on a calculator, often an **estimate** for an answer can be a useful check. This is done by rounding each of the numbers in such a way that the calculation becomes relatively straightforward.

## → Worked examples

- a Estimate the answer to  $57 \times 246$ .

Here are two possibilities:

- i  $60 \times 200 = 12\,000$ ,
- ii  $50 \times 250 = 12\,500$ .

- b Estimate the answer to  $6386 \div 27$ .

$$6000 \div 30 = 200.$$

- c Estimate the answer to  $\sqrt[3]{120} \times 48$ .

$$\text{As } \sqrt[3]{125} = 5, \sqrt[3]{120} \approx 5$$

$$\text{Therefore } \sqrt[3]{120} \times 48 \approx 5 \times 50 \\ \approx 250.$$

- d Estimate the answer to  $\frac{2^5 \times \sqrt[4]{600}}{8}$

An approximate answer can be calculated using the knowledge that  $2^5 = 32$  and  $\sqrt[4]{625} = 5$

$$\text{Therefore } \frac{2^5 \times \sqrt[4]{600}}{8} \approx \frac{30 \times 5}{8} \approx \frac{150}{8} \\ \approx 20.$$

### Exercise 2.4

- 1 Calculate the following, giving your answer to an appropriate degree of accuracy:

- |                               |                       |                    |
|-------------------------------|-----------------------|--------------------|
| a $23.456 \times 1789$        | b $0.4 \times 12.62$  | c $18 \times 9.24$ |
| d $76.24 \div 3.2$            | e $76^2$              | f $16.42^3$        |
| g $\frac{2.3 \times 3.37}{4}$ | h $\frac{8.31}{2.02}$ | i $9.2 \div 4^2$   |

- 2 Without using a calculator, estimate the answers to the following:

- |                    |                     |                      |
|--------------------|---------------------|----------------------|
| a $62 \times 19$   | b $270 \times 12$   | c $55 \times 60$     |
| d $4950 \times 28$ | e $0.8 \times 0.95$ | f $0.184 \times 475$ |

- 3 Without using a calculator, estimate the answers to the following:

- |                  |                  |                   |
|------------------|------------------|-------------------|
| a $3946 \div 18$ | b $8287 \div 42$ | c $906 \div 27$   |
| d $5520 \div 13$ | e $48 \div 0.12$ | f $610 \div 0.22$ |

## 2 ACCURACY

### Exercise 2.4 (cont)

4 Without using a calculator, estimate the answers to the following:

a  $78.45 + 51.02$

b  $168.3 - 87.09$

c  $2.93 \times 3.14$

d  $84.2 \div 19.5$

e  $\frac{4.3 \times 752}{15.6}$

f  $\frac{(9.8)^3}{(2.2)^2}$

g  $\frac{\sqrt[3]{78} \times 6}{5^3}$

h  $\frac{38 \times 6^3}{\sqrt[4]{9900}}$

i  $\sqrt[4]{25} \times \sqrt[4]{25}$

5 Using estimation, identify which of the following are definitely incorrect. Explain your reasoning clearly.

a  $95 \times 212 = 20140$

b  $44 \times 17 = 748$

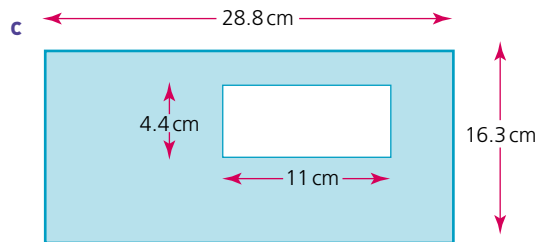
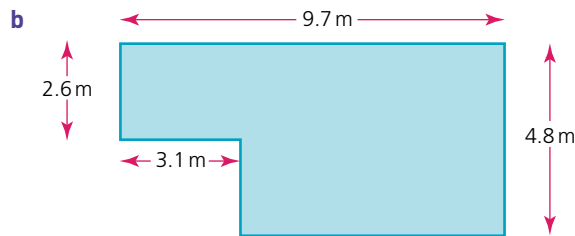

c  $689 \times 413 = 28457$

d  $142\,656 \div 8 = 17\,832$

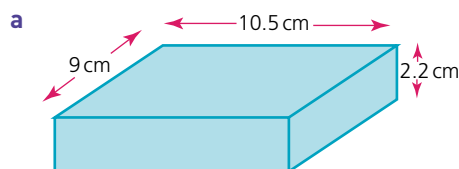
e  $77.9 \times 22.6 = 2512.54$

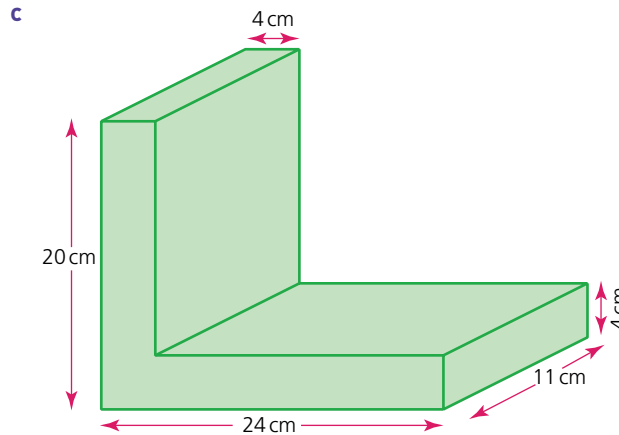
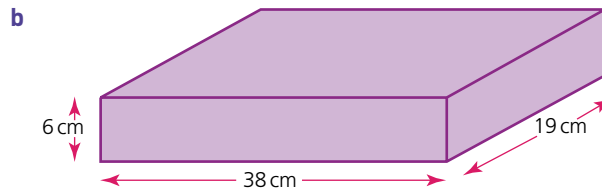
f  $\frac{8.42 \times 46}{0.2} = 19\,366$

6 Estimate the shaded areas of the following shapes. Do *not* work out an exact answer.



7 Estimate the volume of each of the solids below. Do *not* work out an exact answer.





## Upper and lower bounds

Numbers can be written to different degrees of accuracy. For example, although 4.5, 4.50 and 4.500 appear to represent the same number, they do not. This is because they are written to different degrees of accuracy.

4.5 is rounded to one decimal place and therefore any number from 4.45 up to but not including 4.55 would be rounded to 4.5. On a number line, this would be represented as:



As an inequality where  $x$  represents the number it would be expressed as:

$$4.45 \leq x < 4.55$$

4.45 is known as the **lower bound** of 4.5, while 4.55 is known as the **upper bound**.

Note that  $\circ \longrightarrow$  implies that the number is not included in the solution while  $\bullet \longrightarrow$  implies that the number is included in the solution.

4.50 on the other hand is written to two decimal places and therefore only numbers from 4.495 up to but not including 4.505 would be rounded to 4.50. This therefore represents a much smaller range of numbers than when it is rounded to 4.5. Similarly, the range of numbers being rounded to 4.500 would be even smaller.

### → Worked example

A girl's **height** is given as 162 cm to the nearest centimetre.

- a Work out the lower and upper bounds within which her height can lie.

Lower bound = 161.5 cm

Upper bound = 162.5 cm

- b Represent this range of numbers on a number line.



- c If the girl's height is  $h$  cm, express this range as an inequality.

$$161.5 \leq h < 162.5$$

### Exercise 2.5

- Each of the following numbers is expressed to the nearest whole number.
  - Give the upper and lower bounds of each.
  - Using  $x$  as the number, express the range in which the number lies as an inequality.
 

a 6	b 83	c 152
d 1000	e 100	
- Each of the following numbers is correct to one decimal place.
  - Give the upper and lower bounds of each.
  - Using  $x$  as the number, express the range in which the number lies as an inequality.
 

a 3.8	b 15.6	c 1.0
d 10.0	e 0.3	
- Each of the following numbers is correct to two **significant figures**.
  - Give the upper and lower bounds of each.
  - Using  $x$  as the number, express the range in which the number lies as an inequality.
 

a 4.2	b 0.84	c 420
d 5000	e 0.045	f 25 000
- The mass of a sack of vegetables is given as 5.4 kg.
  - Illustrate the lower and upper bounds of the mass on a number line.
  - Using  $M$  kg for the mass, express the range of values in which  $M$  must lie as an inequality.
- At a school sports day, the winning time for the 100 m race was given as 11.8 seconds.
  - Illustrate the lower and upper bounds of the time on a number line.
  - Using  $T$  seconds for the time, express the range of values in which  $T$  must lie as an inequality.
- The capacity of a swimming pool is given as  $620 \text{ m}^3$  correct to two significant figures.
  - Calculate the lower and upper bounds of the pool's capacity.
  - Using  $x$  cubic metres for the capacity, express the range of values in which  $x$  must lie as an inequality.

- 7 A farmer measures the dimensions of his rectangular field to the nearest 10m. The length is recorded as 630m and the width is recorded as 400m.
- Calculate the lower and upper bounds of the length.
  - Using  $W$  metres for the width, express the range of values in which  $W$  must lie as an inequality.

## Calculating with upper and lower bounds

When numbers are written to a specific degree of accuracy, calculations involving those numbers also give a range of possible answers.

### → Worked examples

- a Calculate the upper and lower bounds for the following calculation, given that each number is given to the nearest whole number.

$$34 \times 65$$

34 lies in the range  $33.5 \leq x < 34.5$ .

65 lies in the range  $64.5 \leq x < 65.5$ .

The lower bound of the calculation is obtained by multiplying together the two lower bounds. Therefore the minimum product is  $33.5 \times 64.5$ , i.e. 2160.75.

The upper bound of the calculation is obtained by multiplying together the two upper bounds. Therefore the maximum product is  $34.5 \times 65.5$ , i.e. 2259.75.

- b Calculate the upper and lower bounds to  $\frac{33.5}{22.0}$  given that each of the numbers is accurate to 1 d.p.

33.5 lies in the range  $33.45 \leq x < 33.55$ .

22.0 lies in the range  $21.95 \leq x < 22.05$ .

The lower bound of the calculation is obtained by dividing the lower bound of the numerator by the *upper* bound of the denominator. So the minimum value is  $33.45 \div 22.05$ , i.e. 1.52 (2 d.p.).

The upper bound of the calculation is obtained by dividing the upper bound of the numerator by the *lower* bound of the denominator. So the maximum value is  $33.55 \div 21.95$ , i.e. 1.53 (2 d.p.).

### Exercise 2.6

- 1 Calculate lower and upper bounds for the following calculations, if each of the numbers is given to the nearest whole number.

a  $14 \times 20$

b  $135 \times 25$

c  $100 \times 50$

d  $\frac{40}{10}$

e  $\frac{33}{11}$

f  $\frac{125}{15}$

g  $\frac{12 \times 65}{16}$

h  $\frac{101 \times 28}{69}$

i  $\frac{250 \times 7}{100}$

j  $\frac{44}{3^2}$

k  $\frac{578}{17 \times 22}$

l  $\frac{1000}{4 \times (3 + 8)}$

## 2 ACCURACY

### Exercise 2.6 (cont)

2 Calculate lower and upper bounds for the following calculations, if each of the numbers is given to 1 d.p.

a  $2.1 + 4.7$

b  $6.3 \times 4.8$

c  $10.0 \times 14.9$

d  $176 - 4.2$

e  $\frac{8.5+3.6}{6.8}$

f  $\frac{7.7-6.2}{3.5}$

g  $\frac{(16.4)^2}{(3.0-0.3)^2}$

h  $\frac{100.0}{(50.0-40.0)^2}$

i  $(0.1 - 0.2)^2$

3 Calculate lower and upper bounds for the following calculations, if each of the numbers is given to 2 s.f.

a  $64 \times 320$

b  $1.7 \times 0.65$

c  $4800 \times 240$

d  $\frac{54000}{600}$

e  $\frac{4.2}{0.031}$

f  $\frac{100}{5.2}$

g  $\frac{6.8 \times 42}{120}$

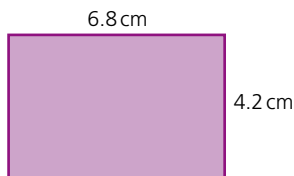
h  $\frac{100.0}{(4.5 \times 6.0)}$

i  $\frac{180}{(7.3 - 4.5)}$

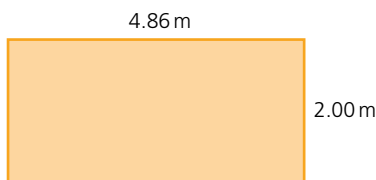
### Exercise 2.7

1 The masses to the nearest 0.5 kg of two parcels are 1.5 kg and 2.5 kg. Calculate the lower and upper bounds of their combined mass.

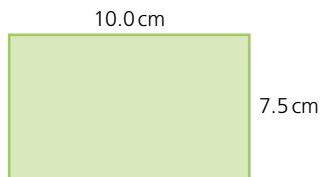
2 Calculate upper and lower bounds for the perimeter of the **rectangle** shown (below), if its dimensions are correct to 1 d.p.




3 Calculate upper and lower bounds for the perimeter of the rectangle shown (below), whose dimensions are accurate to 2 d.p.



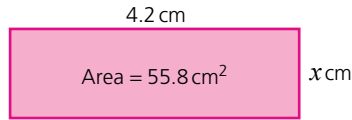
4 Calculate upper and lower bounds for the **area** of the rectangle shown (below), if its dimensions are accurate to 1 d.p.



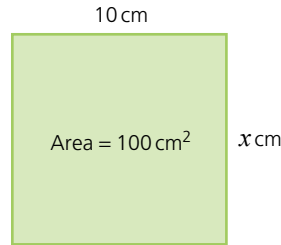
5 Calculate upper and lower bounds for the area of the rectangle shown (below), whose dimensions are correct to 2 s.f.



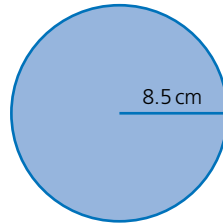
- 6 Calculate upper and lower bounds for the length marked  $x$  cm in the rectangle (below). The area and length are both given to 1 d.p.



- 7 Calculate the upper and lower bounds for the length marked  $x$  cm in the rectangle (below). The area and length are both accurate to 2 s.f.



- 8 The radius of the circle shown (below) is given to 1 d.p. Calculate the upper and lower bounds of:
- the **circumference**,
  - the area.



- 9 The area of the circle shown (below) is given to 2 s.f. Calculate the upper and lower bounds of:
- the radius,
  - the circumference.



- 10 The mass of a cube of side 2 cm is given as 100 g. The side is accurate to the nearest millimetre and the mass accurate to the nearest gram. Calculate the maximum and minimum possible values for the density of the material (density = mass  $\div$  volume).
- 11 The distance to the nearest 100 000 km from Earth to the Moon is given as 400 000 km. The **average speed** to the nearest 500 km/h of a rocket to the Moon is given as 3500 km/h. Calculate the greatest and least time it could take the rocket to reach the Moon.

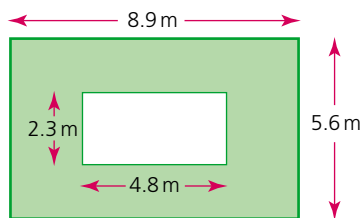
## ? Student assessment 1

- Round the following numbers to the degree of accuracy shown in brackets:
 

a 2841 (nearest 100)	b 7286 (nearest 10)
c 48756 (nearest 1000)	d 951 (nearest 100)
- Round the following numbers to the number of decimal places shown in brackets:
 

a 3.84 (1 d.p.)	b 6.792 (1 d.p.)
c 0.8526 (2 d.p.)	d 1.5849 (2 d.p.)
e 9.954 (1 d.p.)	f 0.0077 (3 d.p.)
- Round the following numbers to the number of significant figures shown in brackets:
 

a 3.84 (1 s.f.)	b 6.792 (2 s.f.)
c 0.7765 (1 s.f.)	d 9.624 (1 s.f.)
e 834.97 (2 s.f.)	f 0.004 51 (1 s.f.)
- 1 mile is 1760 yards. Estimate the number of yards in 11.5 miles.
- Estimate the shaded area of the figure below:



- Estimate the answers to the following. Do *not* work out an exact answer.
 

a $\frac{5.3 \times 11.2}{2.1}$	b $\frac{(9.8)^2}{(4.7)^2}$	c $\frac{18.8 \times (7.1)^2}{(3.1)^2 \times (4.9)^2}$
---------------------------------	-----------------------------	--
- A cuboid's dimensions are given as 12.32 cm by 1.8 cm by 4.16 cm. Calculate its volume, giving your answer to an appropriate degree of accuracy.

## ? Student assessment 2

- The following numbers are expressed to the nearest whole number. Illustrate on a number line the range in which each must lie.
 

a 7	b 40	c 300	d 2000
-----	------	-------	--------
- The following numbers are expressed correct to two significant figures. Representing each number by the letter  $x$ , express the range in which each must lie, using an inequality.
 

a 210	b 64	c 3.0	d 0.88
-------	------	-------	--------

- 3 A school measures the dimensions of its rectangular playing field to the nearest metre. The length was recorded as 350 m and the width as 200 m. Express the range in which the length and width lie using inequalities.
- 4 A boy's mass was measured to the nearest 0.1 kg. If his mass was recorded as 58.9 kg, illustrate on a number line the range within which it must lie.
- 5 An electronic clock is accurate to  $\frac{1}{1000}$  of a second. The duration of a flash from a camera is timed at 0.004 seconds. Express the upper and lower bounds of the duration of the flash using inequalities.
- 6 The following numbers are rounded to the degree of accuracy shown in brackets. Express the lower and upper bounds of these numbers as an inequality.
 

<b>a</b> $x = 4.83$ (2 d.p.)	<b>b</b> $y = 5.05$ (2 d.p.)
<b>c</b> $z = 10.0$ (1 d.p.)	<b>d</b> $p = 100.00$ (2 d.p.)

### ? Student assessment 3

- 1 Five boys have a mass, given to the nearest 10 kg, of: 40 kg, 50 kg, 50 kg, 60 kg and 80 kg. Calculate the least possible total mass.
- 2 A water tank measures 30 cm by 50 cm by 20 cm. If each of these measurements is given to the nearest centimetre, calculate the largest possible volume of the tank.
- 3 The volume of a cube is given as  $125 \text{ cm}^3$  to the nearest whole number.
  - a Express as an inequality the upper and lower bounds of the cube's volume.
  - b Express as an inequality the upper and lower bounds of the length of each of the cube's edges.
- 4 The radius of a circle is given as 4.00 cm to 2 d.p. Express as an inequality the upper and lower bounds for:
  - a the circumference of the circle,
  - b the area of the circle.
- 5 A cylindrical water tank has a volume of  $6000 \text{ cm}^3$  correct to 1 s.f. A full cup of water from the tank has a volume of  $300 \text{ cm}^3$  correct to 2 s.f. Calculate the maximum number of full cups of water that can be drawn from the tank.
- 6 A match measures 5 cm to the nearest centimetre. 100 matches end to end measure 5.43 m correct to 3 s.f.
  - a Calculate the upper and lower limits of the length of one match.
  - b How can the limits of the length of a match be found to 2 d.p.?

# 3

## Calculations and order

### Ordering

The following symbols have a specific meaning in mathematics:

- = is equal to
- $\neq$  is not equal to
- > is greater than
- $\geq$  is greater than or equal to
- < is less than
- $\leq$  is less than or equal to

$x \geq 3$  implies that  $x$  is greater than or equal to 3, i.e.  $x$  can be 3, 4, 4.2, 5, 5.6, etc.

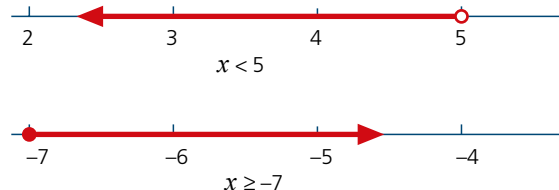
$3 \leq x$  implies that 3 is less than or equal to  $x$ , i.e.  $x$  is still 3, 4, 4.2, 5, 5.6, etc.



Therefore:

$5 > x$  can be rewritten as  $x < 5$ , i.e.  $x$  can be 4, 3.2, 3, 2.8, 2, 1, etc.

$-7 \leq x$  can be rewritten as  $x \geq -7$ , i.e.  $x$  can be  $-7, -6, -5$ , etc.

These inequalities can also be represented on a number line:



Note that  implies that the number is not included in the solution while  implies that the number is included in the solution.

### → Worked examples

- a The maximum number of players from one football team allowed on the pitch at any one time is eleven. Represent this information:
- i as an inequality,
  - ii on a number line.
- i Let the number of players be represented by the letter  $n$ .  $n$  must be less than or equal to 11. Therefore  $n \leq 11$ .



- b The maximum number of players from one football team allowed on the pitch at any one time is eleven. The minimum allowed is seven players. Represent this information:

- i as an inequality,  
ii on a number line.

- i Let the number of players be represented by the letter  $n$ .  $n$  must be greater than or equal to 7, but less than or equal to 11. Therefore  $7 \leq n \leq 11$ .



### Exercise 3.1

- 1 Copy each of the following statements, and insert one of the symbols  $=, >, <$  into the space to make the statement correct:

a  $7 \times 2 \dots 8 + 7$

b  $6^2 \dots 9 \times 4$

c  $5 \times 10 \dots 7^2$

d  $80 \text{ cm} \dots 1 \text{ m}$

e  $1000 \text{ litres} \dots 1 \text{ m}^3$

f  $48 \div 6 \dots 54 \div 9$

- 2 Represent each of the following inequalities on a number line, where  $x$  is a real number:

a  $x < 2$

b  $x \geq 3$

c  $x \leq -4$

d  $x \geq -2$


e  $2 < x < 5$

f  $-3 < x < 0$

g  $-2 \leq x < 2$

h  $2 \geq x \geq -1$

- 3 Write down the inequalities which correspond to the following number lines:



- 4 Write the following sentences using inequality signs:

a The maximum capacity of an athletics stadium is 20000 people.

b In a class, the tallest student is 180 cm and the shortest is 135 cm.

c Five times a number plus 3 is less than 20.

d The maximum temperature in May was  $25^\circ\text{C}$ .

e A farmer has between 350 and 400 apples on each tree in his orchard.

f In December, temperatures in Kenya were between  $11^\circ\text{C}$  and  $28^\circ\text{C}$ .

### Exercise 3.2

- 1 Write the following decimals in order of magnitude, starting with the smallest:

6.0 0.6 0.66 0.606 0.06 6.6 6.606

- 2 Write the following fractions in order of magnitude, starting with the largest:

$\frac{1}{2}$   $\frac{1}{3}$   $\frac{6}{13}$   $\frac{4}{5}$   $\frac{7}{18}$   $\frac{2}{19}$

#### Exercise 3.2 (cont)

- 3 Write the following lengths in order of magnitude, starting with the smallest:  
2 m 60 cm 800 mm 180 cm 0.75 m
- 4 Write the following masses in order of magnitude, starting with the largest:  
4 kg 3500 g  $\frac{3}{4}$  kg 700 g 1 kg
- 5 Write the following volumes in order of magnitude, starting with the smallest:  
1 l 430 ml 800 cm<sup>3</sup> 120 cl 150 cm<sup>3</sup>

## The order of operations

When carrying out calculations, care must be taken to ensure that they are carried out in the correct order.

### → Worked examples

- a Use a scientific calculator to work out the answer to the following:

$$2 + 3 \times 4 =$$

$$\boxed{2} \boxed{+} \boxed{3} \boxed{\times} \boxed{4} \boxed{=} 14$$

- b Use a scientific calculator to work out the answer to the following:

$$(2 + 3) \times 4 =$$

$$\boxed{(} \boxed{2} \boxed{+} \boxed{3} \boxed{)} \boxed{\times} \boxed{4} \boxed{=} 20$$

The reason why different answers are obtained is because, by convention, the operations have different priorities. These are as follows:

- (1) brackets
- (2) indices
- (3) multiplication/division
- (4) addition/subtraction

Therefore in **Worked example a**  $3 \times 4$  is **evaluated** first, and then the 2 is added, while in **Worked example b**  $(2 + 3)$  is evaluated first, followed by multiplication by 4.

- c Use a scientific calculator to work out the answer to the following:

$$-4 \times (8 + -3) = -20$$

The  $(8 + -3)$  is evaluated first as it is in the brackets, the answer 5 is then multiplied by  $-4$

- d Use a scientific calculator to work out the answer to the following:

$$-4 \times 8 + -3 = -35$$

The  $-4 \times 8$  is evaluated first as it is a multiplication, the answer  $-32$  then has  $-3$  added to it.

## Exercise 3.3

In the following questions, evaluate the answers:

- i in your head,  
ii using a scientific calculator.
- 1 a  $8 \times 3 + 2$                       b  $4 \div 2 + 8$   
c  $12 \times 4 - 6$                       d  $4 + 6 \times 2$   
e  $10 - 6 \div 3$                       f  $6 - 3 \times 4$
- 2 a  $7 \times 2 + 3 \times 2$                       b  $12 \div 3 + 6 \times 5$   
c  $9 + 3 \times 8 - 1$                       d  $36 - 9 \div 3 - 2$   
e  $-14 \times 2 - 16 \div 2$                       f  $4 + 3 \times 7 - 6 \div 3$
- 3 a  $(4 + 5) \times 3$                       b  $8 \times (12 - 4)$   
c  $3 \times (-8 + -3) - 3$                       d  $(4 + 11) \div (7 - 2)$   
e  $4 \times 3 \times (7 + 5)$                       f  $24 \div 3 \div (10 - 5)$

## Exercise 3.4

In each of the following questions:

- i Copy the calculation and put in any brackets which are needed to make it correct.  
ii Check your answer using a scientific calculator.

- 1 a  $6 \times 2 + 1 = 18$                       b  $1 + 3 \times 5 = 16$   
c  $8 + 6 \div 2 = 7$                       d  $9 + 2 \times 4 = 44$   
e  $9 \div 3 \times 4 + 1 = 13$                       f  $3 + 2 \times 4 - 1 = 15$
- 2 a  $12 \div 4 - 2 + 6 = 7$                       b  $12 \div 4 - 2 + 6 = 12$   
c  $12 \div 4 - 2 + 6 = -5$                       d  $12 \div 4 - 2 + 6 = 1.5$   
e  $4 + 5 \times 6 - 1 = 33$                       f  $4 + 5 \times 6 - 1 = 29$   
g  $4 + 5 \times 6 - 1 = 53$                       h  $4 + 5 \times 6 - 1 = 45$

It is important to use brackets when dealing with more complex calculations.

## Worked examples

- a Evaluate the following using a scientific calculator:

$$\frac{12+9}{10-3} =$$

$$\boxed{(} \boxed{1} \boxed{2} \boxed{+} \boxed{9} \boxed{)} \boxed{\div} \boxed{(} \boxed{1} \boxed{0} \boxed{-} \boxed{3} \boxed{)} \boxed{=} \boxed{3}$$

- b Evaluate the following using a scientific calculator:

$$\frac{20+12}{4^2} =$$

$$\boxed{(} \boxed{2} \boxed{0} \boxed{+} \boxed{1} \boxed{2} \boxed{)} \boxed{\div} \boxed{4} \boxed{x^2} \boxed{=} \boxed{2}$$

- c Evaluate the following using a scientific calculator:

$$\frac{90+38}{4^3} =$$

$$\boxed{(} \boxed{9} \boxed{0} \boxed{+} \boxed{3} \boxed{8} \boxed{)} \boxed{\div} \boxed{4} \boxed{x^y} \boxed{3} \boxed{=} \boxed{2}$$

Note: different types of calculator have different 'to the power of' and 'fraction' buttons. It is therefore important that you get to know your calculator.

### 3 CALCULATIONS AND ORDER

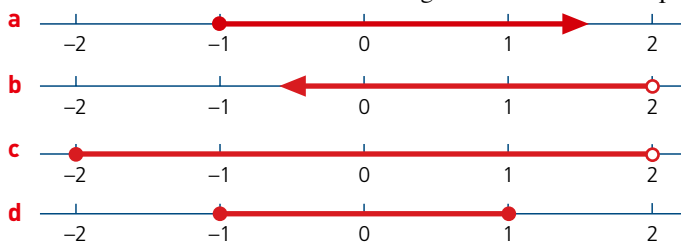
#### Exercise 3.5

Using a scientific calculator, evaluate the following:

- 1 a  $\frac{9+3}{6}$                       b  $\frac{30-6}{5+3}$   
 c  $\frac{40+9}{12-5}$                     d  $\frac{15 \times 2}{7+8} + 2$   
 e  $\frac{100+21}{11} + 4 \times 3$             f  $\frac{7+2 \times 4}{7-2} - 3$
- 2 a  $\frac{4^2-6}{2+8}$                       b  $\frac{3^2+4^2}{5}$   
 c  $\frac{6^3-4^2}{4 \times 25}$                     d  $\frac{3^3 \times 4^4}{12^2} + 2$   
 e  $\frac{3+3^3}{5} + \frac{4^2-2^3}{8}$                       f  $\frac{(6+3) \times 4}{2^3} - 2 \times 3$

#### ? Student assessment 1

1 Write the information on the following number lines as inequalities:



2 Illustrate each of the following inequalities on a number line:

- a  $x \geq 3$                       b  $x < 4$                       c  $0 < x < 4$                       d  $-3 \leq x < 1$

3 Write the following fractions in order of magnitude, starting with the smallest:

$$\frac{4}{7} \quad \frac{3}{14} \quad \frac{9}{10} \quad \frac{1}{2} \quad \frac{2}{5}$$

#### ? Student assessment 2

1 Evaluate the following:

- a  $6 \times 8 - 4$                       b  $3 + 5 \times 2$                       c  $3 \times 3 + 4 \times 4$   
 d  $3 + 3 \times 4 + 4$                       e  $(5 + 2) \times 7$                       f  $18 \div 2 \div (5 - 2)$

2 Copy the following, if necessary using brackets to make the statement correct:

- a  $7 - 4 \times 2 = 6$                       b  $12 + 3 \times 3 + 4 = 33$   
 c  $5 + 5 \times 6 - 4 = 20$                       d  $5 + 5 \times 6 - 4 = 56$

3 Evaluate the following using a calculator:

- a  $\frac{2^4 - 3^2}{2}$                       b  $\frac{(8-3) \times 3}{5} + 7$

### ? Student assessment 3

1 Evaluate the following:

a  $3 \times 9 - 7$

b  $12 + 6 \div 2$

c  $3 + 4 \div 2 \times 4$

d  $6 + 3 \times 4 - 5$

e  $(5 + 2) \div 7$

f  $14 \times 2 \div (9 - 2)$

2 Copy the following, if necessary using brackets to make the statement correct:

a  $7 - 5 \times 3 = 6$

b  $16 + 4 \times 2 + 4 = 40$

c  $4 + 5 \times 6 - 1 = 45$

d  $1 + 5 \times 6 - 6 = 30$

3 Using a calculator, evaluate the following:

a  $\frac{3^3 - 4^2}{2}$

b  $\frac{(15 - 3) \div 3}{2} + 7$

# 4

## Integers, fractions, decimals and percentages

### Fractions

A single unit can be broken into equal parts called fractions, e.g.  $\frac{1}{2}$ ,  $\frac{1}{3}$ ,  $\frac{1}{6}$ . If, for example, the unit is broken into ten equal parts and three parts are then taken, the fraction is written as  $\frac{3}{10}$ . That is, three parts out of ten parts.

In the fraction  $\frac{3}{10}$ :

The three is called the **numerator**.

The ten is called the **denominator**.

A **proper fraction** has its numerator less than its denominator, e.g.  $\frac{3}{4}$ .

An **improper fraction** has its numerator more than its denominator, e.g.  $\frac{9}{2}$ .

Another name for an improper fraction is a **vulgar fraction**.

A **mixed number** is made up of a whole number and a proper fraction, e.g.  $4\frac{1}{5}$ .

### → Worked examples

a Find  $\frac{1}{5}$  of 35.

This means 'divide 35 into 5 equal parts'.

$$\frac{1}{5} \text{ of } 35 \text{ is } 35 \div 5 = 7.$$

b Find  $\frac{3}{5}$  of 35.

Since  $\frac{1}{5}$  of 35 is 7,  $\frac{3}{5}$  of 35 is  $7 \times 3$ .

That is, 21.

### Exercise 4.1

1 Evaluate the following:

a  $\frac{3}{4}$  of 20

b  $\frac{4}{5}$  of 20

c  $\frac{4}{9}$  of 45

d  $\frac{5}{8}$  of 64

e  $\frac{3}{11}$  of 66

f  $\frac{9}{10}$  of 80

g  $\frac{5}{7}$  of 42

h  $\frac{8}{9}$  of 54

i  $\frac{7}{8}$  of 240

j  $\frac{4}{5}$  of 65

## Changing a mixed number to an improper fraction

 **Worked examples**

- a** Change  $3\frac{5}{8}$  into an improper fraction.

$$\begin{aligned} 3\frac{5}{8} &= \frac{24}{8} + \frac{5}{8} \\ &= \frac{24+5}{8} \\ &= \frac{29}{8} \end{aligned}$$

- b** Change the vulgar fraction  $\frac{27}{4}$  into a mixed number.

$$\begin{aligned} \frac{27}{4} &= \frac{24+3}{4} \\ &= \frac{24}{4} + \frac{3}{4} \\ &= 6\frac{3}{4} \end{aligned}$$

..... *Exercise 4.2*

- 1** Change the following mixed numbers into vulgar fractions:

**a**  $4\frac{2}{3}$

**b**  $3\frac{3}{5}$

**c**  $5\frac{7}{8}$

**d**  $2\frac{5}{6}$

**e**  $8\frac{1}{2}$

**f**  $9\frac{5}{7}$

**g**  $6\frac{4}{9}$

**h**  $4\frac{1}{4}$

**i**  $5\frac{4}{11}$

**j**  $7\frac{6}{7}$

**k**  $4\frac{3}{10}$

**l**  $11\frac{3}{13}$

- 2** Change the following improper fractions into mixed numbers:

**a**  $\frac{29}{4}$

**b**  $\frac{33}{5}$

**c**  $\frac{41}{6}$

**d**  $\frac{53}{8}$

**e**  $\frac{49}{9}$

**f**  $\frac{17}{12}$

**g**  $\frac{66}{7}$

**h**  $\frac{33}{10}$

**i**  $\frac{19}{2}$

**j**  $\frac{73}{12}$

## Decimals

H	T	U.	$\frac{1}{10}$	$\frac{1}{100}$	$\frac{1}{1000}$
		3.	2	7	
		0.	0	3	8

3.27 is 3 units, 2 tenths and 7 hundredths.

i.e.  $3.27 = 3 + \frac{2}{10} + \frac{7}{100}$

0.038 is 3 hundredths and 8 thousandths.

i.e.  $0.038 = \frac{3}{100} + \frac{8}{1000}$

## 4 INTEGERS, FRACTIONS, DECIMALS AND PERCENTAGES

Note that 2 tenths and 7 hundredths is equivalent to 27 hundredths

$$\text{i.e. } \frac{2}{10} + \frac{7}{100} = \frac{27}{100}$$

and that 3 hundredths and 8 thousandths is equivalent to 38 thousandths.

$$\text{i.e. } \frac{3}{100} + \frac{8}{1000} = \frac{38}{1000}$$

### Exercise 4.3

1 Write the following fractions as decimals:

a  $4\frac{5}{10}$

b  $6\frac{3}{10}$

c  $17\frac{8}{10}$

d  $3\frac{7}{100}$

e  $9\frac{27}{100}$

f  $11\frac{36}{100}$

g  $4\frac{6}{1000}$

h  $5\frac{27}{1000}$

i  $4\frac{356}{1000}$

j  $9\frac{204}{1000}$

2 Evaluate the following without using a calculator:

a  $2.7 + 0.35 + 16.09$

b  $1.44 + 0.072 + 82.3$

c  $23.8 - 172$

d  $16.9 - 5.74$

e  $121.3 - 85.49$

f  $6.03 + 0.5 - 1.21$

g  $72.5 - 9.08 + 3.72$

h  $100 - 32.74 - 61.2$

i  $16.0 - 9.24 - 5.36$

j  $1.1 - 0.92 - 0.005$

## Percentages

A fraction whose denominator is 100 can be expressed as a **percentage**.

$\frac{29}{100}$  can be written as 29%

$\frac{45}{100}$  can be written as 45%

By using **equivalent fractions** to change the denominator to 100, other fractions can be written as percentages.

### Worked example

Change  $\frac{3}{5}$  to a percentage.

$$\frac{3}{5} = \frac{3}{5} \times \frac{20}{20} = \frac{60}{100}$$

$\frac{60}{100}$  can be written as 60%

### Exercise 4.4

1 Express each of the following as a fraction with denominator 100, then write them as percentages:

a  $\frac{29}{50}$

b  $\frac{17}{25}$

c  $\frac{11}{20}$

d  $\frac{3}{10}$

e  $\frac{23}{25}$

f  $\frac{19}{50}$

g  $\frac{3}{4}$

h  $\frac{2}{5}$

2 Copy and complete the table of equivalents.

<b>Fraction</b>	$\frac{1}{10}$			$\frac{4}{10}$			$\frac{4}{5}$	$\frac{1}{4}$	
<b>Decimal</b>		0.2			0.5		0.7	0.9	
<b>Percentage</b>			30%			60%			75%

## The four rules

Addition, subtraction, multiplication and division are mathematical operations.

### Long multiplication

When carrying out long multiplication, it is important to remember place value.

#### → Worked example

$$184 \times 37 =$$

$$\begin{array}{r} 184 \\ \times 37 \\ \hline 1288 \quad (184 \times 7) \\ 5520 \quad (184 \times 30) \\ \hline 6808 \quad (184 \times 37) \end{array}$$

### Short division

#### → Worked example

$$453 \div 6 = \begin{array}{r} 75r3 \\ 6 \overline{)453} \end{array}$$

It is usual, however, to give the final answer in decimal form rather than with a remainder. The division should therefore be continued:

$$453 \div 6 = \begin{array}{r} 75.5 \\ 6 \overline{)453.30} \end{array}$$

## Long division

### → Worked example

Calculate  $7184 \div 23$  to one decimal place (1 d.p.).

$$\begin{array}{r}
 \phantom{23} \overline{) 7184.00} \\
 \underline{69} \phantom{00} \\
 28 \phantom{00} \\
 \underline{23} \phantom{00} \\
 54 \phantom{00} \\
 \underline{46} \phantom{00} \\
 80 \phantom{00} \\
 \underline{69} \phantom{00} \\
 110 \phantom{00} \\
 \underline{92} \phantom{00} \\
 18 \phantom{00}
 \end{array}$$

Therefore  $7184 \div 23 = 312.3$  to 1 d.p.

## Mixed operations

When a calculation involves a mixture of operations, the **order of the operations** is important. Multiplications and divisions are done first, while additions and subtractions are done afterwards. To override this, brackets need to be used.

### → Worked examples

**a**  $3 + 7 \times 2 - 4$       **b**  $(3 + 7) \times 2 - 4$

$$\begin{aligned}
 &= 3 + 14 - 4 \\
 &= 13
 \end{aligned}$$

$$\begin{aligned}
 &= 10 \times 2 - 4 \\
 &= 20 - 4 \\
 &= 16
 \end{aligned}$$

**c**  $3 + 7 \times (2 - 4)$       **d**  $(3 + 7) \times (2 - 4)$

$$\begin{aligned}
 &= 3 + 7 \times (-2) \\
 &= 3 - 14 \\
 &= -11
 \end{aligned}$$

$$\begin{aligned}
 &= 10 \times (-2) \\
 &= -20
 \end{aligned}$$

### Exercise 4.5

1 Evaluate the answer to each of the following:

**a**  $3 + 5 \times 2 - 4$

**b**  $12 \div 8 + 6 \div 4$

2 Copy these equations and put brackets in the correct places to make them correct:

**a**  $6 \times 4 + 6 \div 3 = 20$

**b**  $9 - 3 \times 7 + 2 = 54$

3 Without using a calculator, work out the solutions to the following multiplications:

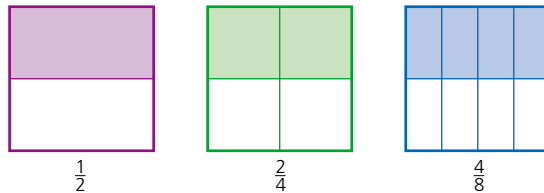
**a**  $785 \times 38$

**b**  $164 \times 253$

- 4 Work out the remainders in the following divisions:  
 a  $72 \div 7$  b  $430 \div 9$
- 5 a A length of rail track is 9 m long. How many complete lengths will be needed to lay 1 km of track?  
 b How many 35-cent stamps can be bought for 10 dollars?
- 6 Work out the following long divisions to 1 d.p.  
 a  $7892 \div 7$  b  $7892 \div 15$

## Calculations with fractions

### Equivalent fractions



It should be apparent that  $\frac{1}{2}$ ,  $\frac{1}{4}$  and  $\frac{4}{8}$  are equivalent fractions.

Similarly,  $\frac{1}{3}$ ,  $\frac{2}{6}$ ,  $\frac{3}{9}$  and  $\frac{4}{12}$  are equivalent, as are  $\frac{1}{5}$ ,  $\frac{10}{50}$  and  $\frac{20}{100}$ . Equivalent fractions are mathematically the same as each other. In the example diagrams,  $\frac{1}{2}$  is mathematically the same as  $\frac{4}{8}$ . However,  $\frac{1}{2}$  is a simplified form of  $\frac{4}{8}$ .

When carrying out calculations involving fractions it is usual to give your answer in its **simplest form**. Another way of saying 'simplest form' is '**lowest terms**'.

### → Worked examples

- a Write  $\frac{4}{22}$  in its simplest form.

Divide both the numerator and the denominator by their highest common factor.

The highest common factor of both 4 and 22 is 2.

Dividing both 4 and 22 by 2 gives  $\frac{2}{11}$ .

Therefore  $\frac{2}{11}$  is  $\frac{4}{22}$  written in its simplest form.

- b Write  $\frac{12}{40}$  in its lowest terms.

Divide both the numerator and the denominator by their highest common factor.

The highest common factor of both 12 and 40 is 4.

Dividing both 12 and 40 by 4 gives  $\frac{3}{10}$ .

Therefore  $\frac{3}{10}$  is  $\frac{12}{40}$  written in its lowest terms.

## 4 INTEGERS, FRACTIONS, DECIMALS AND PERCENTAGES

### Exercise 4.6

1 Express the following fractions in their lowest terms. e.g.  $\frac{12}{16} = \frac{3}{4}$

a  $\frac{5}{10}$

b  $\frac{7}{21}$

c  $\frac{8}{12}$

d  $\frac{16}{36}$

e  $\frac{75}{100}$

f  $\frac{81}{90}$

### Addition and subtraction of fractions

For fractions to be either added or subtracted, the denominators need to be the same.

#### → Worked examples

a  $\frac{3}{11} + \frac{5}{11} = \frac{8}{11}$

b  $\frac{7}{8} + \frac{5}{8} = \frac{12}{8} = 1\frac{1}{2}$

c  $\frac{1}{2} + \frac{1}{3}$   
 $= \frac{3}{6} + \frac{2}{6} = \frac{5}{6}$

d  $\frac{4}{5} - \frac{1}{3}$   
 $= \frac{12}{15} - \frac{5}{15} = \frac{7}{15}$

When dealing with calculations involving mixed numbers, it is sometimes easier to change them to improper fractions first.

#### → Worked examples

a  $5\frac{3}{4} - 2\frac{5}{8}$   
 $= \frac{23}{4} - \frac{21}{8}$   
 $= \frac{46}{8} - \frac{21}{8}$   
 $= \frac{25}{8} = 3\frac{1}{8}$

b  $1\frac{4}{7} + 3\frac{3}{4}$   
 $= \frac{11}{7} + \frac{15}{4}$   
 $= \frac{44}{28} + \frac{105}{28}$   
 $= \frac{149}{28} = 5\frac{9}{28}$

### Exercise 4.7

Evaluate each of the following and write the answer as a fraction in its simplest form:

1 a  $\frac{3}{5} + \frac{4}{5}$

b  $\frac{3}{11} + \frac{7}{11}$

c  $\frac{2}{3} + \frac{1}{4}$

d  $\frac{3}{5} + \frac{4}{9}$

e  $\frac{8}{13} + \frac{2}{5}$

f  $\frac{1}{2} + \frac{2}{3} + \frac{3}{4}$

2 a  $\frac{1}{8} + \frac{3}{8} + \frac{5}{8}$

b  $\frac{3}{7} + \frac{5}{7} + \frac{4}{7}$

c  $\frac{1}{3} + \frac{1}{2} + \frac{1}{4}$

d  $\frac{1}{5} + \frac{1}{3} + \frac{1}{4}$

e  $\frac{3}{8} + \frac{3}{5} + \frac{3}{4}$

f  $\frac{3}{13} + \frac{1}{4} + \frac{1}{2}$

3 a  $\frac{3}{7} - \frac{2}{7}$

b  $\frac{4}{5} - \frac{7}{10}$

c  $\frac{8}{9} - \frac{1}{3}$

d  $\frac{7}{12} - \frac{1}{2}$

e  $\frac{5}{8} - \frac{2}{5}$

f  $\frac{3}{4} - \frac{2}{5} + \frac{7}{10}$

- |   |  |  |
|---|--|--|
| <b>4 a</b> $\frac{3}{4} + \frac{1}{5} - \frac{2}{3}$    | <b>b</b> $\frac{3}{8} + \frac{7}{11} - \frac{1}{2}$    | <b>c</b> $\frac{4}{5} - \frac{3}{10} + \frac{7}{20}$   |
| <b>d</b> $\frac{9}{13} + \frac{1}{3} - \frac{4}{5}$     | <b>e</b> $\frac{9}{10} - \frac{1}{5} - \frac{1}{4}$    | <b>f</b> $\frac{8}{9} - \frac{1}{3} - \frac{1}{2}$     |
| <b>5 a</b> $2\frac{1}{2} + 3\frac{1}{4}$                | <b>b</b> $3\frac{3}{5} + 1\frac{7}{10}$                | <b>c</b> $6\frac{1}{2} - 3\frac{2}{5}$                 |
| <b>d</b> $8\frac{5}{8} - 2\frac{1}{3}$                  | <b>e</b> $5\frac{7}{8} - 4\frac{3}{4}$                 | <b>f</b> $3\frac{1}{4} - 2\frac{5}{9}$                 |
| <b>6 a</b> $2\frac{1}{2} + 1\frac{1}{4} + 1\frac{3}{8}$ | <b>b</b> $2\frac{4}{5} + 3\frac{1}{8} + 1\frac{3}{10}$ | <b>c</b> $4\frac{1}{2} - 1\frac{1}{4} - 3\frac{5}{8}$  |
| <b>d</b> $6\frac{1}{2} - 2\frac{3}{4} - 3\frac{2}{5}$   | <b>e</b> $2\frac{4}{7} - 3\frac{1}{4} - 1\frac{3}{5}$  | <b>f</b> $4\frac{7}{20} - 5\frac{1}{2} + 2\frac{2}{5}$ |

### Multiplication and division of fractions

#### → Worked examples

<b>a</b> $\frac{3}{4} \times \frac{2}{3}$	<b>b</b> $3\frac{1}{2} \times 4\frac{4}{7}$
$= \frac{6}{12}$	$= \frac{7}{2} \times \frac{32}{7}$
$= \frac{1}{2}$	$= \frac{224}{14}$
	$= 16$

As already defined in Chapter 1, the reciprocal of a number is obtained when 1 is divided by that number. Therefore, the reciprocal of 5 is  $\frac{1}{5}$  and the reciprocal of  $\frac{2}{5}$  is  $\frac{5}{2}$ , and so on.

Dividing one fraction by another gives the same result as multiplying by the reciprocal.

#### → Worked examples

<b>a</b> $\frac{3}{8} \div \frac{3}{4}$	<b>b</b> $5\frac{1}{2} \div 3\frac{2}{3}$
$= \frac{3}{8} \times \frac{4}{3}$	$= \frac{11}{2} \div \frac{11}{3}$
$= \frac{12}{24}$	$= \frac{11}{2} \times \frac{3}{11}$
$= \frac{1}{2}$	$= \frac{3}{2}$

#### Exercise 4.8

1 Write the reciprocal of each of the following:

- |                         |                         |                        |
|-------------------------|-------------------------|------------------------|
| <b>a</b> $\frac{1}{8}$  | <b>b</b> $\frac{7}{12}$ | <b>c</b> $\frac{3}{5}$ |
| <b>d</b> $1\frac{1}{4}$ | <b>e</b> $3\frac{3}{4}$ | <b>f</b> 6             |

## 4 INTEGERS, FRACTIONS, DECIMALS AND PERCENTAGES

### Exercise 4.8 (cont)

2 Evaluate the following:

a  $\frac{3}{8} \times \frac{4}{9}$

b  $\frac{2}{3} \times \frac{9}{10}$

c  $\frac{5}{7} \times \frac{4}{15}$

d  $\frac{3}{4}$  of  $\frac{8}{9}$

e  $\frac{5}{6}$  of  $\frac{3}{10}$

f  $\frac{7}{8}$  of  $\frac{2}{5}$

3 Evaluate the following:

a  $\frac{5}{8} \div \frac{3}{4}$

b  $\frac{5}{6} \div \frac{1}{3}$

c  $\frac{4}{5} \div \frac{7}{10}$

d  $1\frac{2}{3} \div \frac{2}{5}$

e  $\frac{3}{7} \div 2\frac{1}{7}$

f  $1\frac{1}{4} \div 1\frac{7}{8}$

4 Evaluate the following:

a  $\frac{3}{4} \times \frac{4}{5}$

b  $\frac{7}{8} \times \frac{2}{3}$

c  $\frac{3}{4} \times \frac{4}{7} \times \frac{3}{10}$

d  $\frac{4}{5} \div \frac{2}{3} \times \frac{7}{10}$

e  $\frac{1}{2}$  of  $\frac{3}{4}$

f  $4\frac{1}{2} \div 3\frac{1}{9}$

5 Evaluate the following:

a  $\left(\frac{3}{8} \times \frac{4}{5}\right) + \left(\frac{1}{2} \text{ of } \frac{3}{5}\right)$

b  $\left(1\frac{1}{2} \times 3\frac{3}{4}\right) - \left(2\frac{3}{5} \div 1\frac{1}{2}\right)$

c  $\left(\frac{3}{5} \text{ of } \frac{4}{9}\right) + \left(\frac{4}{9} \text{ of } \frac{3}{5}\right)$

d  $\left(1\frac{1}{3} \times 2\frac{5}{8}\right)^2$

## Changing a fraction to a decimal

To change a fraction to a decimal, divide the numerator by the denominator.

### → Worked examples

a Change  $\frac{5}{8}$  to a decimal.

$$\begin{array}{r} 0.625 \\ 8 \overline{)5.020} \end{array}$$

b Change  $2\frac{3}{5}$  to a decimal.

This can be represented as  $2 + \frac{3}{5}$ .

$$\begin{array}{r} 0.6 \\ 5 \overline{)3.0} \end{array}$$

Therefore  $2\frac{3}{5} = 2.6$

### Exercise 4.9

1 Change the following fractions to decimals:

a  $\frac{3}{4}$

b  $\frac{4}{5}$

c  $\frac{9}{20}$

d  $\frac{17}{50}$

e  $\frac{1}{3}$

f  $\frac{3}{8}$

g  $\frac{7}{16}$

h  $\frac{2}{9}$

i  $\frac{7}{11}$

2 Change the following mixed numbers to decimals:

- |   |                  |   |                |   |                 |
|---|------------------|---|----------------|---|-----------------|
| a | $2\frac{3}{4}$   | b | $3\frac{3}{5}$ | c | $4\frac{7}{20}$ |
| d | $6\frac{11}{50}$ | e | $5\frac{2}{3}$ | f | $6\frac{7}{8}$  |
| g | $5\frac{9}{16}$  | h | $4\frac{2}{9}$ | i | $5\frac{3}{7}$  |

## Changing a decimal to a fraction

Changing a decimal to a fraction is done by knowing the ‘value’ of each of the digits in any decimal.

### → Worked examples

a Change 0.45 from a decimal to a fraction.

units	.	tenths	hundredths
0	.	4	5

0.45 is therefore equivalent to 4 tenths and 5 hundredths, which in turn is the same as 45 hundredths.

$$\text{Therefore } 0.45 = \frac{45}{100} = \frac{9}{20}$$

b Change 2.325 from a decimal to a fraction.

units	.	tenths	hundredths	thousandths
2	.	3	2	5

$$\text{Therefore } 2.325 = 2\frac{325}{1000} = 2\frac{13}{40}$$

### Exercise 4.10

1 Change the following decimals to fractions:

- |   |       |   |       |   |        |
|---|-------|---|-------|---|--------|
| a | 0.5   | b | 0.7   | c | 0.6    |
| d | 0.75  | e | 0.825 | f | 0.05   |
| g | 0.050 | h | 0.402 | i | 0.0002 |

2 Change the following decimals to mixed numbers:

- |   |        |   |        |   |        |
|---|--------|---|--------|---|--------|
| a | 2.4    | b | 6.5    | c | 8.2    |
| d | 3.75   | e | 10.55  | f | 9.204  |
| g | 15.455 | h | 30.001 | i | 1.0205 |

## Recurring decimals

In Chapter 1, the definition of a rational number was given as any number that can be written as a fraction. These include integers, terminating decimals and recurring decimals. The examples given were:

$$0.2 = \frac{1}{5} \quad 0.3 = \frac{3}{10} \quad 7 = \frac{7}{1} \quad 1.53 = \frac{153}{100} \quad \text{and} \quad 0.\dot{2} = \frac{2}{9}$$

The first four examples are more straightforward to understand in terms of how the number can be expressed as a fraction. The fifth example shows a recurring decimal also written as a fraction. Any recurring

decimal can be written as a fraction as any recurring decimal is also a rational number.

## Changing a recurring decimal to a fraction

A recurring decimal is one in which the numbers after the decimal point repeat themselves infinitely. Which numbers are repeated is indicated by a dot above them.

$$0.\dot{2} \text{ implies } 0.222\ 222\ 222\ 222\ 222\ \dots$$

$$0.\dot{4}\dot{5} \text{ implies } 0.454\ 545\ 454\ 545\ \dots$$

$$0.\dot{6}\dot{0}\dot{2}\dot{4} \text{ implies } 0.602\ 460\ 246\ 024\ \dots$$

Note, the last example is usually written as  $0.\dot{6}0\dot{2}4$ , where a dot only appears above the first and last numbers to be repeated.

Entering  $\frac{4}{9}$  into a calculator will produce 0.444 444 444...

$$\text{Therefore } 0.\dot{4} = \frac{4}{9}.$$

The example below will prove this.

### → Worked examples

**a** Convert  $0.\dot{4}$  to a fraction.

$$\text{Let } x = 0.\dot{4}. \quad \text{i.e. } x = 0.444\ 444\ 444\ 444\ \dots$$

$$10x = 4.\dot{4}. \quad \text{i.e. } 10x = 4.444\ 444\ 444\ 444\ \dots$$

Subtracting  $x$  from  $10x$  gives:

$$\begin{array}{r} 10x = 4.444\ 444\ 444\ 444\ \dots \\ - x = 0.444\ 444\ 444\ 444\ \dots \\ \hline 9x = 4 \end{array}$$

$$\text{Rearranging gives } x = \frac{4}{9}$$

$$\text{But } x = 0.\dot{4}$$

$$\text{Therefore } 0.\dot{4} = \frac{4}{9}$$

**b** Convert  $0.\dot{6}\dot{8}$  to a fraction.

$$\text{Let } x = 0.\dot{6}\dot{8} \quad \text{i.e. } x = 0.686\ 868\ 686\ 868\ 686\ \dots$$

$$100x = 68.\dot{6}\dot{8} \quad \text{i.e. } 100x = 68.686\ 868\ 686\ 868\ 686\ \dots$$

Subtracting  $x$  from  $100x$  gives:

$$\begin{array}{r} 100x = 68.686\ 868\ 686\ 868\ 686\ \dots \\ - x = 0.686\ 868\ 686\ 868\ 686\ \dots \\ \hline 99x = 68 \end{array}$$

$$\text{Rearranging gives } x = \frac{68}{99}$$

$$\text{But } x = 0.\dot{6}\dot{8}$$

$$\text{Therefore } 0.\dot{6}\dot{8} = \frac{68}{99}$$

- c Convert  $0.0\dot{3}\dot{1}$  to a fraction.

$$\begin{aligned} \text{Let } x &= 0.0\dot{3}\dot{1} & \text{i.e. } x &= 0.031313131313131\dots \\ 100x &= 3.\dot{1}\dot{3} & \text{i.e. } 100x &= 3.131313131313131\dots \end{aligned}$$

Subtracting  $x$  from  $100x$  gives:

$$\begin{array}{r} 100x = 3.131313131313131\dots \\ - \quad x = 0.031313131313131\dots \\ \hline 99x = 3.1 \end{array}$$

Multiplying both sides of the equation by 10 eliminates the decimal to give:

$$\begin{aligned} 990x &= 31 \\ \text{Rearranging gives } x &= \frac{31}{990} \end{aligned}$$

$$\text{But } x = 0.0\dot{3}\dot{1}$$

$$\text{Therefore } 0.0\dot{3}\dot{1} = \frac{31}{990}$$

The method is therefore to let the recurring decimal equal  $x$  and then to multiply this by a multiple of 10 so that when one is subtracted from the other, either an integer (whole number) or terminating decimal (a decimal that has an end point) is left.

- d Convert  $2.0\dot{4}0\dot{6}$  to a fraction.

$$\begin{aligned} \text{Let } x &= 2.0\dot{4}0\dot{6} & \text{i.e. } x &= 2.040640640640\dots \\ 1000x &= 2040.\dot{6}4\dot{0} & \text{i.e. } 1000x &= 2040.640640640640\dots \end{aligned}$$

Subtracting  $x$  from  $1000x$  gives:

$$\begin{array}{r} 1000x = 2040.640640640640\dots \\ - \quad x = \quad 2.040640640640\dots \\ \hline 999x = 2038.6 \end{array}$$

Multiplying both sides of the equation by 10 eliminates the decimal to give:

$$\begin{aligned} 9990x &= 20386 \\ \text{Rearranging gives } x &= \frac{20386}{9990} = 2\frac{406}{9990}, \text{ which simplifies further to } 2\frac{203}{4995}. \end{aligned}$$

$$\text{But } x = 2.0\dot{4}0\dot{6}$$

$$\text{Therefore } 2.0\dot{4}0\dot{6} = 2\frac{203}{4995}$$

### Exercise 4.11

- Convert each of the following recurring decimals to fractions in their simplest form:
  - $0.\dot{3}$
  - $0.\dot{7}$
  - $0.\dot{4}\dot{2}$
  - $0.\dot{6}\dot{5}$
- Convert each of the following recurring decimals to fractions in their simplest form:
  - $0.0\dot{5}$
  - $0.0\dot{6}\dot{2}$
  - $1.0\dot{2}$
  - $4.00\dot{3}\dot{8}$
- Without using a calculator work out the sum  $0.1\dot{5} + 0.0\dot{4}$  by converting each decimal to a fraction first. Give your answer as a fraction in its simplest form.
- Without using a calculator evaluate  $0.\dot{2}\dot{7} - 0.1\dot{0}\dot{6}$  by converting each decimal to a fraction first. Give your answer as a fraction in its simplest form.

**? Student assessment 1**

1 Evaluate the following:

- a  $\frac{1}{3}$  of 63      b  $\frac{3}{8}$  of 72      c  $\frac{2}{5}$  of 55      d  $\frac{3}{13}$  of 169

2 Write the following as percentages:

- a  $\frac{3}{5}$       b  $\frac{49}{100}$       c  $\frac{1}{4}$       d  $\frac{9}{10}$   
 e  $1\frac{1}{2}$       f  $3\frac{27}{100}$       g  $\frac{5}{100}$       h  $\frac{7}{20}$   
 i 0.77      j 0.03      k 2.9      l 4

3 Evaluate the following:

- a  $6 \times 4 - 3 \times 8$       b  $15 \div 3 + 2 \times 7$

4 Work out  $368 \times 49$ .

5 Work out  $7835 \div 23$  giving your answer to 1 d.p.

6 Evaluate the following:

- a  $2\frac{1}{2} - \frac{4}{5}$       b  $3\frac{1}{2} \times \frac{4}{7}$

7 Change the following fractions to decimals:

- a  $\frac{7}{8}$       b  $1\frac{2}{5}$       c  $\frac{8}{9}$       d  $3\frac{2}{7}$

8 Change the following decimals to fractions. Give each fraction in its simplest form.

- a 6.5      b 0.04      c 3.65      d 3.008

9 Convert the following decimals to fractions, giving your answer in its simplest form:

- a  $0.\dot{0}7$       b  $0.000\dot{9}$       c  $3.0\dot{2}\dot{0}$

10 Work out  $1.02\dot{5} - 0.80\dot{5}$  by first converting each decimal to a fraction. Give your answer in its simplest form.

## 5

# Further percentages

You should already be familiar with the percentage equivalents of simple fractions and decimals as outlined in the table below.

Fraction	Decimal	Percentage
$\frac{1}{2}$	0.5	50%
$\frac{1}{4}$	0.25	25%
$\frac{3}{4}$	0.75	75%
$\frac{1}{8}$	0.125	12.5%
$\frac{3}{8}$	0.375	37.5%
$\frac{5}{8}$	0.625	62.5%
$\frac{7}{8}$	0.875	87.5%
$\frac{1}{10}$	0.1	10%
$\frac{2}{10}$ or $\frac{1}{5}$	0.2	20%
$\frac{3}{10}$	0.3	30%
$\frac{4}{10}$ or $\frac{2}{5}$	0.4	40%
$\frac{6}{10}$ or $\frac{3}{5}$	0.6	60%
$\frac{7}{10}$	0.7	70%
$\frac{8}{10}$ or $\frac{4}{5}$	0.8	80%
$\frac{9}{10}$	0.9	90%

## Simple percentages

## → Worked examples

- a** Of 100 sheep in a field, 88 are ewes.
- i** What percentage of the sheep are ewes?  
88 out of 100 are ewes  
= 88%
- ii** What percentage are not ewes?  
12 out of 100  
= 12%
- b** Convert the following percentages into fractions and decimals:
- i** 27%                      **ii** 5%
- $$\frac{27}{100} = 0.27 \qquad \frac{5}{100} = \frac{1}{20} = 0.05$$
- c** Convert  $\frac{3}{16}$  to a percentage:  
This example is more complicated as 16 is not a factor of 100.  
Convert  $\frac{3}{16}$  to a decimal first.  
 $3 \div 16 = 0.1875$   
Convert the decimal to a percentage by multiplying by 100.  
 $0.1875 \times 100 = 18.75$   
Therefore  $\frac{3}{16} = 18.75\%$ .

## Exercise 5.1

- 1** There are 200 birds in a flock. 120 of them are female. What percentage of the flock are:
- a** female?                      **b** male?
- 2** Write these fractions as percentages:
- a**  $\frac{7}{8}$                       **b**  $\frac{11}{15}$                       **c**  $\frac{7}{24}$                       **d**  $\frac{1}{7}$
- 3** Convert the following percentages to decimals:
- a** 39%                      **b** 47%                      **c** 83%  
**d** 7%                      **e** 2%                      **f** 20%
- 4** Convert the following decimals to percentages:
- a** 0.31                      **b** 0.67                      **c** 0.09  
**d** 0.05                      **e** 0.2                      **f** 0.75

## Calculating a percentage of a quantity

## → Worked examples

- a** Find 25% of 300 m.  
25% can be written as 0.25.  
 $0.25 \times 300 \text{ m} = 75 \text{ m}.$
- b** Find 35% of 280 m.  
35% can be written as 0.35.  
 $0.35 \times 280 \text{ m} = 98 \text{ m}.$

## Exercise 5.2

- 1 Write the percentage equivalent of the following fractions:
- a  $\frac{1}{4}$                       b  $\frac{2}{3}$                       c  $\frac{5}{8}$
- d  $1\frac{4}{5}$                       e  $4\frac{9}{10}$                       f  $3\frac{7}{8}$
- 2 Write the decimal equivalent of the following:
- a  $\frac{3}{4}$                       b 80%                      c  $\frac{1}{5}$
- d 7%                      e  $1\frac{7}{8}$                       f  $\frac{1}{6}$
- 3 Evaluate the following:
- a 25% of 80                      b 80% of 125                      c 62.5% of 80
- d 30% of 120                      e 90% of 5                      f 25% of 30
- 4 Evaluate the following:
- a 17% of 50                      b 50% of 17                      c 65% of 80
- d 80% of 65                      e 7% of 250                      f 250% of 7
- 5 In a class of 30 students, 20% have black hair, 10% have blonde hair and 70% have brown hair. Calculate the number of students with:
- a black hair,                      b blonde hair,                      c brown hair.
- 6 A survey conducted among 120 school children looked at which type of meat they preferred. 55% said they preferred lamb, 20% said they preferred chicken, 15% preferred duck and 10% turkey. Calculate the number of children in each category.
- 7 A survey was carried out in a school to see what nationality its students were. Of the 220 students in the school, 65% were Australian, 20% were Pakistani, 5% were Greek and 10% belonged to other nationalities. Calculate the number of students of each nationality.
- 8 A shopkeeper keeps a record of the number of items he sells in one day. Of the 150 items he sold, 46% were newspapers, 24% were pens, 12% were books while the remaining 18% were other items. Calculate the number of each item he sold.

## Expressing one quantity as a percentage of another

To express one quantity as a percentage of another, first write the first quantity as a fraction of the second and then multiply by 100.

### → Worked example

In an examination, a girl obtains 69 marks out of 75. Express this result as a percentage.

$$\frac{69}{75} \times 100\% = 92\%$$

## Exercise 5.3

- 1 Express the first quantity as a percentage of the second.
 

<b>a</b> 24 out of 50	<b>b</b> 46 out of 125
<b>c</b> 7 out of 20	<b>d</b> 45 out of 90
<b>e</b> 9 out of 20	<b>f</b> 16 out of 40
<b>g</b> 13 out of 39	<b>h</b> 20 out of 35
  
- 2 A hockey team plays 42 matches. It wins 21, draws 14 and loses the rest. Express each of these results as a percentage of the total number of games played.
  
- 3 Four candidates stood in an election:
 

A received 24 500 votes	B received 18 200 votes
C received 16 300 votes	D received 12 000 votes

 Express each of these as a percentage of the total votes cast.
  
- 4 A car manufacturer produces 155 000 cars a year. The cars are available for sale in six different colours. The numbers sold of each colour were:
 

Red 55 000	Blue 48 000
White 27 500	Silver 10 200
Green 9 300	Black 5 000

 Express each of these as a percentage of the total number of cars produced. Give your answers to 1 d.p.

## Percentage increases and decreases

 Worked examples

- a A shop assistant has a salary of \$16 000 per year. If his salary increases by 8%, calculate:
  - i the amount extra he receives each year,
  - ii his new annual salary.

i Increase = 8% of \$16 000 $= 0.08 \times \$16\ 000 = \$1280$	ii New salary = old salary + increase $= \$16\ 000 + \$1280 \text{ per year}$ $= \$17\ 280 \text{ per year}$
---	--
  
- b A garage increases the price of a truck by 12%. If the original price was \$14 500, calculate its new price.
 

The original price represents 100%, therefore the increased price can be represented as 112%.

New price = 112% of \$14 500 $= 1.12 \times \$14\ 500$ $= \$16\ 240$
--
  
- c A shop is having a sale. It sells a set of tools costing \$130 at a 15% discount. Calculate the sale price of the tools.
 

The old price represents 100%, therefore the new price can be represented as  $(100 - 15)\% = 85\%$ .

$85\% \text{ of } \$130 = 0.85 \times \$130$ $= \$110.50$
--

## Exercise 5.4

- 1 Increase the following by the given percentage:
 

a 150 by 25%	b 230 by 40%	c 7000 by 2%
d 70 by 250%	e 80 by 12.5%	f 75 by 62%
- 2 Decrease the following by the given percentage:
 

a 120 by 25%	b 40 by 5%	c 90 by 90%
d 1000 by 10%	e 80 by 37.5%	f 75 by 42%
- 3 In the following questions the first number is increased to become the second number. Calculate the percentage increase in each case.
 

a $50 \rightarrow 60$	b $75 \rightarrow 135$	c $40 \rightarrow 84$
d $30 \rightarrow 31.5$	e $18 \rightarrow 33.3$	f $4 \rightarrow 13$
- 4 In the following questions the first number is decreased to become the second number. Calculate the percentage decrease in each case.
 

a $50 \rightarrow 25$	b $80 \rightarrow 56$	c $150 \rightarrow 142.5$
d $3 \rightarrow 0$	e $550 \rightarrow 352$	f $20 \rightarrow 19$
- 5 A farmer increases the yield on his farm by 15%. If his previous yield was 6500 tonnes, what is his present yield?
- 6 The cost of a computer in a computer store is reduced by 12.5% in a sale. If the computer was priced at \$7800, what is its price in the sale?
- 7 A winter coat is priced at \$100. In the sale, its price is reduced by 25%.
  - a Calculate the sale price of the coat.
  - b After the sale, its price is increased by 25% again. Calculate the coat's price after the sale.
- 8 A farmer takes 250 chickens to be sold at a market. In the first hour, he sells 8% of his chickens. In the second hour, he sells 10% of those that were left.
  - a How many chickens has he sold in total?
  - b What percentage of the original number did he manage to sell in the two hours?
- 9 The number of fish on a fish farm increases by approximately 10% each month. If there were originally 350 fish, calculate to the nearest 100 how many fish there would be after 12 months.

## Reverse percentages

 Worked examples

- a In a test, Ahmed answered 92% of the questions correctly. If he answered 23 questions correctly, how many did he get wrong?  
 92% of the marks is equivalent to 23 questions.  
 1% of the marks therefore is equivalent to  $\frac{23}{92}$  questions.  
 So 100% is equivalent to  $\frac{23}{92} \times 100 = 25$  questions.  
 Ahmed got 2 questions wrong.
- b A boat is sold for \$15 360. This represents a profit of 28% to the seller. What did the boat originally cost the seller?

## 5 FURTHER PERCENTAGES

The selling price is 128% of the original cost to the seller.

128% of the original cost is \$15 360.

1% of the original cost is  $\frac{\$15\,360}{128}$ .

100% of the original cost is  $\frac{\$15\,360}{128} \times 100$ , i.e. \$12 000.

### Exercise 5.5

- 1 Calculate the value of  $X$  in each of the following:
  - a 40% of  $X$  is 240
  - b 24% of  $X$  is 84
  - c 85% of  $X$  is 765
  - d 4% of  $X$  is 10
  - e 15% of  $X$  is 18.75
  - f 7% of  $X$  is 0.105
- 2 Calculate the value of  $Y$  in each of the following:
  - a 125% of  $Y$  is 70
  - b 140% of  $Y$  is 91
  - c 210% of  $Y$  is 189
  - d 340% of  $Y$  is 68
  - e 150% of  $Y$  is 0.375
  - f 144% of  $Y$  is  $-54.72$
- 3 In a geography textbook, 35% of the pages are coloured. If there are 98 coloured pages, how many pages are there in the whole book?
- 4 A town has 3500 families who own a car. If this represents 28% of the families in the town, how many families are there in total?
- 5 In a test, Isabel scored 88%. If she got three questions incorrect, how many did she get correct?
- 6 Water expands when it freezes. Ice is less dense than water so it floats. If the increase in volume is 4%, what volume of water will make an iceberg of  $12\,700\,000\text{m}^3$ ? Give your answer to three significant figures.



### Student assessment 1

- 1 Find 40% of 1600 m.
- 2 A shop increases the price of a television set by 8%. If the present price is \$320 what is the new price?
- 3 A car loses 55% of its value after four years. If it cost \$22 500 when new, what is its value after the four years?
- 4 Express the first quantity as a percentage of the second.
  - a 40 cm, 2 m
  - b 25 mins, 1 hour
  - c 450 g, 2 kg
  - d 3 m, 3.5 m
  - e 70 kg, 1 tonne
  - f 75 cl, 2.5 l
- 5 A house is bought for \$75 000 and then resold for \$87 000. Calculate the percentage profit.
- 6 A pair of shoes is priced at \$45. During a sale the price is reduced by 20%.
  - a Calculate the sale price of the shoes.
  - b What is the percentage increase in the price if after the sale it is once again restored to \$45?

## ? Student assessment 2

- Find 30% of 2500m.
- In a sale a shop reduces its prices by 12.5%. What is the sale price of a desk previously costing \$600?
- In the last six years the value of a house has increased by 35%. If it cost \$72 000 six years ago, what is its value now?
- Express the first quantity as a percentage of the second.
 

<b>a</b> 35 mins, 2 hours	<b>b</b> 650 g, 3 kg	<b>c</b> 5 m, 4 m
<b>d</b> 15 s, 3 mins	<b>e</b> 600 kg, 3 tonnes	<b>f</b> 35 cl, 3.5 l
- Shares in a company are bought for \$600. After a year, the same shares are sold for \$550. Calculate the percentage depreciation.
- In a sale, the price of a jacket originally costing \$1700 is reduced by \$400. Any item not sold by the last day of the sale is reduced by a further 50%. If the jacket is sold on the last day of the sale:
  - calculate the price it is finally sold for,
  - calculate the overall percentage reduction in price.

## ? Student assessment 3

- Calculate the original price for each of the following:
- Calculate the original price for each of the following:

Selling price	Profit
\$224	12%
\$62.50	150%
\$660.24	26%
\$38.50	285%

Selling price	Loss
\$392.70	15%
\$2480	38%
\$3937.50	12.5%
\$4675	15%

- In an examination, Sarah obtained 87.5% by gaining 105 marks. How many marks did she lose?
- At the end of a year, a factory has produced 38 500 television sets. If this represents a 10% increase in productivity on last year, calculate the number of sets that were made last year.
- A computer manufacturer is expected to have produced 24 000 units by the end of this year. If this represents a 4% decrease on last year's output, calculate the number of units produced last year.
- A company increased its productivity by 10% each year for the last two years. If it produced 56 265 units this year, how many units did it produce two years ago?

# 6

## Ratio and proportion

### Direct proportion

Workers in a pottery factory are paid according to how many plates they produce. The wage paid to them is said to be in **direct proportion** to the number of plates made. As the number of plates made increases so does their wage. Other workers are paid for the number of hours worked. For them the wage paid is in **direct proportion** to the number of hours worked. There are two main methods for solving problems involving direct proportion: the **ratio method** and the **unitary method**.

### → Worked example

A bottling machine fills 500 bottles in 15 minutes. How many bottles will it fill in  $1\frac{1}{2}$  hours?

Note: The time units must be the same, so for either method the  $1\frac{1}{2}$  hours must be changed to 90 minutes.

#### The ratio method

Let  $x$  be the number of bottles filled. Then:

$$\frac{x}{90} = \frac{500}{15}$$

$$\text{so } x = \frac{500 \times 90}{15} = 3000$$

3000 bottles are filled in  $1\frac{1}{2}$  hours.

#### The unitary method

In 15 minutes 500 bottles are filled.

Therefore in 1 minute  $\frac{500}{15}$  bottles are filled.

So in 90 minutes  $90 \times \frac{500}{15}$  bottles are filled.

In  $1\frac{1}{2}$  hours, 3000 bottles are filled.

### Exercise 6.1

Use either the ratio method or the unitary method to solve the problems below.

- 1 A machine prints four books in 10 minutes. How many will it print in 2 hours?
- 2 A farmer plants five apple trees in 25 minutes. If he continues to work at a constant rate, how long will it take him to plant 200 trees?
- 3 A television set uses 3 units of electricity in 2 hours. How many units will it use in 7 hours? Give your answer to the nearest unit.

- 4 A bricklayer lays 1500 bricks in an 8-hour day. Assuming he continues to work at the same rate, calculate:
- how many bricks he would expect to lay in a five-day week,
  - how long to the nearest hour it would take him to lay 10000 bricks.
- 5 A machine used to paint white lines on a road uses 250 litres of paint for each 8 km of road marked. Calculate:
- how many litres of paint would be needed for 200 km of road,
  - what length of road could be marked with 4000 litres of paint.
- 6 An aircraft is cruising at 720 km/h and covers 1000 km. How far would it travel in the same period of time if the speed increased to 800 km/h?
- 7 A production line travelling at 2 m/s labels 150 tins. In the same period of time how many will it label at:
- 6 m/s
  - 1 m/s
  - 1.6 m/s?
- 8 A car travels at an average speed of 80 km/h for 6 hours.
- How far will it travel in the 6 hours?
  - What average speed will it need to travel at in order to cover the same distance in 5 hours?

If the information is given in the form of a ratio, the method of solution is the same.

### → Worked example

Tin and copper are mixed in the ratio 8 : 3. How much tin is needed to mix with 36 g of copper?

#### The ratio method

Let  $x$  grams be the mass of tin needed.

$$\frac{x}{36} = \frac{8}{3}$$

$$\begin{aligned} \text{Therefore } x &= \frac{8 \times 36}{3} \\ &= 96 \end{aligned}$$

So 96 g of tin is needed.

#### The unitary method

3 g of copper mixes with 8 g of tin.

1 g of copper mixes with  $\frac{8}{3}$  g of tin.

So 36 g of copper mixes with  $36 \times \frac{8}{3}$  g of tin.

Therefore 36 g of copper mixes with 96 g of tin.

### Exercise 6.2

- Sand and gravel are mixed in the ratio 5 : 3 to form ballast.
  - How much gravel is mixed with 750 kg of sand?
  - How much sand is mixed with 750 kg of gravel?
- A recipe uses 150 g butter, 500 g flour, 50 g sugar and 100 g currants to make 18 small cakes.
  - How much of each ingredient will be needed to make 72 cakes?
  - How many whole cakes could be made with 1 kg of butter?

## Exercise 6.2 (cont)

- 3 A paint mix uses red and white paint in a ratio of 1 : 12.
- How much white paint will be needed to mix with 1.4 litres of red paint?
  - If a total of 15.5 litres of paint is mixed, calculate the amount of white paint and the amount of red paint used. Give your answers to the nearest 0.1 litre.
- 4 A tulip farmer sells sacks of mixed bulbs to local people. The bulbs develop into two different colours of tulips, red and yellow. The colours are packaged in a ratio of 8 : 5 respectively.
- If a sack contains 200 red bulbs, calculate the number of yellow bulbs.
  - If a sack contains 351 bulbs in total, how many of each colour would you expect to find?
  - One sack is packaged with a bulb mixture in the ratio 7 : 5 by mistake. If the sack contains 624 bulbs, how many more yellow bulbs would you expect to have compared with a normal sack of 624 bulbs?
- 5 A pure fruit juice is made by mixing the juices of oranges and mangoes in the ratio of 9 : 2.
- If 189 litres of orange juice are used, calculate the number of litres of mango juice needed.
  - If 605 litres of the juice are made, calculate the number of litres of orange juice and mango juice used.

## Divide a quantity in a given ratio

## → Worked examples

- a Divide 20 m in the ratio 3 : 2.

## The ratio method

3 : 2 gives 5 parts.

$$\frac{3}{5} \times 20 \text{ m} = 12 \text{ m}$$

$$\frac{2}{5} \times 20 \text{ m} = 8 \text{ m}$$

20 m divided in the ratio 3 : 2 is 12 m : 8 m.

## The unitary method

3 : 2 gives 5 parts.

5 parts is equivalent to 20 m.

1 part is equivalent to  $\frac{20}{5}$  m.

Therefore 3 parts is  $3 \times \frac{20}{5}$  m; that is 12 m.

Therefore 2 parts is  $2 \times \frac{20}{5}$  m; that is 8 m.

- b A factory produces cars in red, blue, white and green in the ratio 7 : 5 : 3 : 1. Out of a production of 48 000 cars how many are white?

7 + 5 + 3 + 1 gives a total of 16 parts.

Therefore, the total number of white cars =  $\frac{3}{16} \times 48\,000 = 9000$ .

## Exercise 6.3

- 1 Divide 150 in the ratio 2 : 3.
- 2 Divide 72 in the ratio 2 : 3 : 4.
- 3 Divide 5 kg in the ratio 13 : 7.
- 4 Divide 45 minutes in the ratio 2 : 3.
- 5 Divide 1 hour in the ratio 1 : 5.
- 6  $\frac{7}{8}$  of a can of drink is water, the rest is syrup. What is the ratio of water to syrup?
- 7  $\frac{5}{9}$  of a litre carton of orange is pure orange juice, the rest is water. How many millilitres of each are in the carton?
- 8 55% of students in a school are boys.
  - a What is the ratio of boys to girls?
  - b How many boys and how many girls are there if the school has 800 students?
- 9 A piece of wood is cut in the ratio 2 : 3. What fraction of the length is the longer piece?
- 10 If the piece of wood in Question 9 is 80 cm long, how long is the shorter piece?
- 11 A gas pipe is 7 km long. A valve is positioned in such a way that it divides the length of the pipe in the ratio 4 : 3. Calculate the distance of the valve from each end of the pipe.
- 12 The size of the angles of a quadrilateral are in the ratio 1 : 2 : 3 : 3. Calculate the size of each angle.
- 13 The angles of a triangle are in the ratio 3 : 5 : 4. Calculate the size of each angle.
- 14 A millionaire leaves 1.4 million dollars in his will to be shared between his three children in the ratio of their ages. If they are 24, 28 and 32 years old, calculate to the nearest dollar the amount they will each receive.
- 15 A small company makes a **profit** of \$8000. This is divided between the directors in the ratio of their initial investments. If Alex put \$20000 into the firm, Maria \$35000 and Ahmet \$25000, calculate the amount of the profit they will each receive.

## Inverse proportion

Sometimes an increase in one quantity causes a decrease in another quantity. For example, if fruit is to be picked by hand, the more people there are picking the fruit, the less time it will take.

→ Worked examples

- a If 8 people can pick the apples from the trees in 6 days, how long will it take 12 people?  
 8 people take 6 days.  
 1 person will take  $6 \times 8$  days.  
 Therefore 12 people will take  $\frac{6 \times 8}{12}$  days, i.e. 4 days.
- b A cyclist averages a speed of 27 km/h for 4 hours. At what average speed would she need to cycle to cover the same distance in 3 hours?  
 Completing it in 1 hour would require cycling at  $27 \times 4$  km/h.  
 Completing it in 3 hours requires cycling at  $\frac{27 \times 4}{3}$  km/h; that is 36 km/h.

Exercise 6.4

- 1 A teacher shares sweets among 8 students so that they get 6 each. How many sweets would they each have had if there had been 12 students?
- 2 The table below represents the relationship between the speed and the time taken for a train to travel between two stations.

Speed (km/h)	60			120	90	50	10
Time (h)	2	3	4				

Copy and complete the table.

- 3 Six people can dig a trench in 8 hours.
- a How long would it take:  
 i 4 people                      ii 12 people                      iii 1 person?
- b How many people would it take to dig the trench in:  
 i 3 hours                          ii 16 hours                          iii 1 hour?
- 4 Chairs in a hall are arranged in 35 rows of 18.
- a How many rows would there be with 21 chairs to a row?  
 b How many chairs would there be in each row if there were 15 rows?
- 5 A train travelling at 100 km/h takes 4 hours for a journey. How long would it take a train travelling at 60 km/h?
- 6 A worker in a sugar factory packs 24 cardboard boxes with 15 bags of sugar in each. If he had boxes which held 18 bags of sugar each, how many fewer boxes would be needed?
- 7 A swimming pool is filled in 30 hours by two identical pumps. How much quicker would it be filled if five similar pumps were used instead?

## Increase and decrease by a given ratio

 **Worked examples**

- a** A photograph is 12 cm wide and 8 cm tall. It is enlarged in the ratio 3 : 2. What are the dimensions of the enlarged photograph?

3 : 2 is an enlargement of  $\frac{3}{2}$ . Therefore the enlarged width is  $12 \text{ cm} \times \frac{3}{2}$ ; that is 18 cm.

The enlarged height is  $8 \text{ cm} \times \frac{3}{2}$ ; that is 12 cm.

- b** A photographic transparency 5 cm wide and 3 cm tall is projected onto a screen. If the image is 1.5 m wide:

- i** calculate the ratio of the enlargement,  
**ii** calculate the height of the image.

**i** 5 cm width is enlarged to become 150 cm.  
 So 1 cm width becomes  $\frac{150}{5}$  cm; that is 30 cm.  
 Therefore the enlargement ratio is 30 : 1.

**ii** The height of the image =  $3 \text{ cm} \times 30 = 90 \text{ cm}$ .


**Exercise 6.5**

- 1** Increase 100 by the following ratios:

**a** 8 : 5                      **b** 5 : 2                      **c** 7 : 4  
**d** 11 : 10                   **e** 9 : 4                      **f** 32 : 25

- 2** Increase 70 by the following ratios:

**a** 4 : 3                      **b** 5 : 3                      **c** 8 : 7  
**d** 9 : 4                      **e** 11 : 5                   **f** 17 : 14

- 3** Decrease 60 by the following ratios:

**a** 2 : 3                      **b** 5 : 6                      **c** 7 : 12  
**d** 3 : 5                      **e** 1 : 4                      **f** 13 : 15

- 4** Decrease 30 by the following ratios:

**a** 3 : 4                      **b** 2 : 9                      **c** 7 : 12  
**d** 3 : 16                   **e** 5 : 8                      **f** 9 : 20

- 5** Increase 40 by a ratio of 5 : 4.

- 6** Decrease 40 by a ratio of 4 : 5.

- 7** Increase 150 by a ratio of 7 : 5.

- 8** Decrease 210 by a ratio of 3 : 7.


**Exercise 6.6**

- 1** A photograph measuring 8 cm by 6 cm is enlarged by a ratio of 11 : 4. What are the dimensions of the new print?

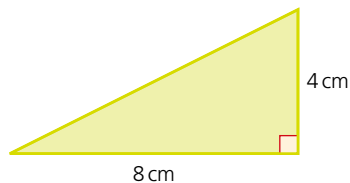
- 2** A photocopier enlarges in the ratio 7 : 4. What would be the new size of a diagram measuring 16 cm by 12 cm?

- 3** A drawing measuring 10 cm by 16 cm needs to be enlarged. The dimensions of the enlargement need to be 25 cm by 40 cm. Calculate the enlargement needed and express it as a ratio.

## 6 RATIO AND PROPORTION

### Exercise 6.6 (cont)

- 4 A banner needs to be enlarged from its original format. The dimensions of the original are 4 cm tall by 25 cm wide. The enlarged banner needs to be at least 8 m wide but no more than 1.4 m tall. Calculate the minimum and maximum ratios of enlargement possible.
- 5 A rectangle measuring 7 cm by 4 cm is enlarged by a ratio of 2 : 1.
- What is the area of:
    - the original rectangle?
    - the enlarged rectangle?
  - By what ratio has the area been enlarged?
- 6 A square of side length 3 cm is enlarged by a ratio of 3 : 1.
- What is the area of:
    - the original square?
    - the enlarged square?
  - By what ratio has the area been enlarged?
- 7 A cuboid measuring 3 cm by 5 cm by 2 cm is enlarged by a ratio of 2 : 1.
- What is the volume of:
    - the original cuboid?
    - the enlarged cuboid?
  - By what ratio has the volume been increased?
- 8 A cube of side 4 cm is enlarged by a ratio of 3 : 1.
- What is the volume of:
    - the original cube?
    - the enlarged cube?
  - By what ratio has the volume been increased?
- 9 The triangle is to be reduced by a ratio of 1 : 2.



- Calculate the area of the original triangle.
  - Calculate the area of the reduced triangle.
  - Calculate the ratio by which the area of the triangle has been reduced.
- 10 From questions 5–9 can you conclude what happens to two- and three-dimensional figures when they are either enlarged or reduced?

## Compound measures

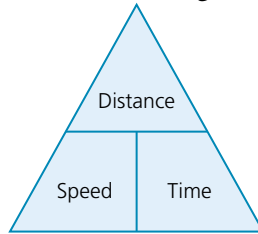
A **compound measure** is one made up of two or more other measures. The most common ones, which we will consider here, are speed, density and population density.

**Speed** is a compound measure as it is measured using distance and time.

$$\text{Speed} = \frac{\text{Distance}}{\text{Time}}$$

Units of speed include metres per second (m/s) or kilometres per hour (km/h).

The relationship between speed, distance and time is often presented as shown in the diagram below:



i.e.  $\text{Speed} = \frac{\text{Distance}}{\text{Time}}$

$\text{Distance} = \text{Speed} \times \text{Time}$

$\text{Time} = \frac{\text{Distance}}{\text{Speed}}$

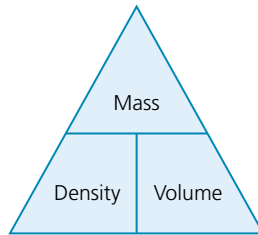
Similarly,  $\text{Average Speed} = \frac{\text{Total Distance}}{\text{Total Time}}$

**Density**, which is a measure of the mass of a substance per unit of its volume, is calculated using the following formula:

$$\text{Density} = \frac{\text{Mass}}{\text{Volume}}$$

Units of density include kilograms per cubic metre (kg/m<sup>3</sup>) or grams per millilitre (g/ml).

The relationship between density, mass and volume, like speed, can also be presented in a helpful diagram as shown:



i.e.  $\text{Density} = \frac{\text{Mass}}{\text{Volume}}$

$\text{Mass} = \text{Density} \times \text{Volume}$

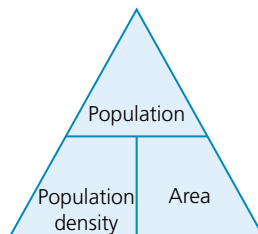
$\text{Volume} = \frac{\text{Mass}}{\text{Density}}$

**Population density** is also a compound measure as it is a measure of a population per unit of area.

$$\text{Population density} = \frac{\text{Population}}{\text{Area}}$$

An example of its units include the number of people per square kilometre (people/km<sup>2</sup>).

Once again this can be represented in a triangular diagram as shown:



i.e.  $\text{Population density} = \frac{\text{Population}}{\text{Area}}$

$\text{Population} = \text{Population density} \times \text{Area}$

$\text{Area} = \frac{\text{Population}}{\text{Population density}}$

## → Worked examples

- a A train travels a total distance of 140 km in  $1\frac{1}{2}$  hours.

- i Calculate the average speed of the train during the journey.

$$\begin{aligned}\text{Average Speed} &= \frac{\text{Total Distance}}{\text{Total Time}} \\ &= \frac{140}{1\frac{1}{2}} \\ &= 93\frac{1}{3} \text{ km/h}\end{aligned}$$

- ii During the journey, the train spent 15 minutes stopped at stations. Calculate the average speed of the train while it was moving.

Notice that the original time was given in hours, while the time spent stopped at stations is given in minutes. To proceed with the calculation, the units have to be consistent, i.e. either both in hours or both in minutes.

The time spent travelling is  $1\frac{1}{2} - \frac{1}{4} = 1\frac{1}{4}$  hrs.

Therefore:

$$\begin{aligned}\text{Average Speed} &= \frac{140}{1\frac{1}{4}} \\ &= 112 \text{ km/h}\end{aligned}$$

- iii If the average speed was 120 km/h, calculate how long the journey took.

$$\begin{aligned}\text{Total Time} &= \frac{\text{Total Distance}}{\text{Average Speed}} \\ &= \frac{140}{120} = 1.1\dot{6} \text{ hours}\end{aligned}$$

Note, it may be necessary to convert a decimal answer to hours and minutes.

To convert a decimal time to minutes multiply by 60.

$$0.1\dot{6} \times 60 = 10$$

Therefore total time is 1 hr 10 mins or 70 mins.

- b A village has a population of 540. Its total area is 8 km<sup>2</sup>.

- i Calculate the population density of the village.

$$\begin{aligned}\text{Population density} &= \frac{\text{Population}}{\text{Area}} \\ &= \frac{540}{8} = 67.5 \text{ people/km}^2.\end{aligned}$$

- ii A building company wants to build some new houses in the existing area of the village. It is decided that the maximum desirable population density of the village should not exceed 110 people/km<sup>2</sup>. Calculate the extra number of people the village can have.

$$\begin{aligned}\text{Population} &= \text{Population density} \times \text{Area} \\ &= 110 \times 8 \\ &= 880 \text{ people}\end{aligned}$$

Therefore the maximum number of extra people who will need housing is  $880 - 540 = 340$ .

## Exercise 6.7

- 1 Aluminium has a density of  $2900 \text{ kg/m}^3$ . A construction company needs four cubic metres of aluminium.  
Calculate the mass of the aluminium needed.
- 2 A marathon race is 42 195 m in length. The world record in 2016 was 2 hrs, 2 mins and 57 seconds held by Dennis Kimetto of Kenya.
  - a How many seconds in total did Kimetto take to complete the race?
  - b Calculate his average speed in m/s for the race, giving your answer to 2 decimal places.
  - c What average speed would the runner need to maintain to complete the marathon in under two hours?
- 3 The approximate densities of four metals in  $\text{g/cm}^3$  are given below:
 

Aluminium	$2.9 \text{ g/cm}^3$
Brass	$8.8 \text{ g/cm}^3$
Copper	$9.3 \text{ g/cm}^3$
Steel	$8.2 \text{ g/cm}^3$

A cube of an unknown metal has side lengths of 5 cm. The mass of the cube is 1.1 kg.

  - a By calculating the cube's density, determine which metal the cube is likely to be made from.  
Another cube made of steel has a mass of 4.0 kg.
  - b Calculate the length of each of the sides of the steel cube, giving your answer to 1 d.p.
- 4 Singapore is the country with the highest population density in the world. Its population is 5 535 000 and it has a total area of  $719 \text{ km}^2$ .
  - a Calculate Singapore's population density.  
China is the country with the largest population.
  - b Explain why China has not got the world's highest population density.
  - c Find the area and population of your own country. Calculate your country's population density.
- 5 A farmer has a rectangular field measuring  $600 \text{ m} \times 800 \text{ m}$ . He uses the field for grazing his sheep.
  - a Calculate the area of the field in  $\text{km}^2$ .
  - b 40 sheep graze in the field. Calculate the population density of sheep in the field, giving your answer in  $\text{sheep/km}^2$ .
  - c Guidelines for keeping sheep state that the maximum population density for grazing sheep is  $180/\text{km}^2$ .  
Calculate the number of sheep the farmer is allowed to graze in his field.
- 6 The formula linking pressure ( $\text{PN/m}^2$ ), force ( $F \text{ N}$ ) and surface area ( $A \text{ m}^2$ ) is given as  $P = F/A$ . A square-based box exerts a force of 160 N on a floor. If the pressure on the floor is  $1000 \text{ N/m}^2$ , calculate the length, in cm, of each side of the base of the box.

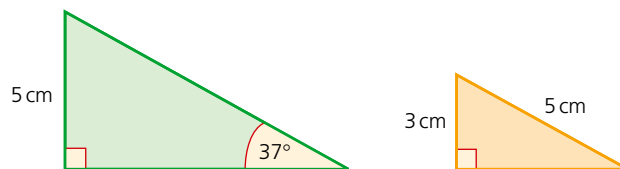


## Student assessment 1

- 1 A boat travels at an average speed of 15 km/h for 1 hour.
  - a Calculate the distance it travels in one hour.
  - b At what average speed will the boat have to travel to cover the same distance in  $2\frac{1}{2}$  hours?
- 2 A ruler 30 cm long is broken into two parts in the ratio 8 : 7. How long are the two parts?
- 3 A recipe needs 400 g of flour to make 8 cakes. How much flour would be needed in order to make 24 cakes?
- 4 To make 6 jam tarts, 120 g of jam is needed. How much jam is needed to make 10 tarts?
- 5 The scale of a map is 1 : 25 000.
  - a Two villages are 8 cm apart on the map. How far apart are they in real life? Give your answer in kilometres.
  - b The distance from a village to the edge of a lake is 12 km in real life. How far apart would they be on the map? Give your answer in centimetres.
- 6 A motorbike uses petrol and oil mixed in the ratio 13 : 2.
  - a How much of each is there in 30 litres of mixture?
  - b How much petrol would be mixed with 500 ml of oil?
- 7
  - a A model car is a  $\frac{1}{40}$  scale model. Express this as a ratio.
  - b If the length of the real car is 5.5 m, what is the length of the model car?
- 8 An aunt gives a brother and sister \$2000 to be divided in the ratio of their ages. If the girl is 13 years old and the boy 12 years old, how much will each get?
- 9 The angles of a triangle are in the ratio 2 : 5 : 8. Find the size of each of the angles.
- 10 A photocopying machine is capable of making 50 copies each minute.
  - a If four identical copiers are used simultaneously, how long would it take to make a total of 50 copies?
  - b How many copiers would be needed to make 6000 copies in 15 minutes?
- 11 It takes 16 hours for three bricklayers to build a wall. Calculate how long it would take for eight bricklayers to build a similar wall.
- 12 A photocopier enlarges by a ratio of 7 : 4. A picture measures 6 cm by 4 cm. How many consecutive enlargements can be made so that the largest possible picture will fit on a sheet measuring 30 cm by 20 cm?

## ? Student assessment 2

- 1 A cyclist travels at an average speed of 20 km/h for 1.5 hours.
  - a Calculate the distance she travels in 1.5 hours.
  - b What average speed will the cyclist need to travel in order to cover the same distance in 1 hour?
- 2 A piece of wood is cut in the ratio 3 : 7.
  - a What fraction of the whole is the longer piece?
  - b If the wood is 1.5 m long, how long is the shorter piece?
- 3 A recipe for two people requires  $\frac{1}{4}$  kg of rice to 150 g of meat.
  - a How much meat would be needed for five people?
  - b How much rice would there be in 1 kg of the final dish?
- 4 The scale of a map is 1 : 10 000.
  - a Two rivers are 4.5 cm apart on the map. How far apart are they in real life? Give your answer in metres.
  - b Two towns are 8 km apart in real life. How far apart are they on the map? Give your answer in centimetres.
- 5
  - a A model train is a  $\frac{1}{25}$  scale model. Express this as a ratio.
  - b If the length of the model engine is 7 cm, what is the true length of the engine?
- 6 Divide 3 tonnes in the ratio 2 : 5 : 13.
- 7 The ratio of the angles of a quadrilateral is 2 : 3 : 3 : 4. Calculate the size of each of the angles.
- 8 The ratio of the **interior angles** of a pentagon is 2 : 3 : 4 : 4 : 5. Calculate the size of the largest angle.
- 9 A large swimming pool takes 36 hours to fill using three identical pumps.
  - a How long would it take to fill using eight identical pumps?
  - b If the pool needs to be filled in 9 hours, how many pumps will be needed?
- 10 The first triangle is an enlargement of the second. Calculate the size of the missing sides and angles.



- 11 A tap issuing water at a rate of 1.2 litres per minute fills a container in 4 minutes.
  - a How long would it take to fill the same container if the rate was decreased to 1 litre per minute? Give your answer in minutes and seconds.
  - b If the container is to be filled in 3 minutes, calculate the rate at which the water should flow.
- 12 A map measuring 60 cm by 25 cm is reduced twice in the ratio 3 : 5. Calculate the final dimensions of the map.

# 7

## Indices and standard form

The index refers to the power to which a number is raised. In the example  $5^3$ , the number 5 is raised to the power 3. The 3 is known as the **index**. Indices is the plural of index.

### → Worked examples

a  $5^3 = 5 \times 5 \times 5$   
 $= 125$

b  $7^4 = 7 \times 7 \times 7 \times 7$   
 $= 2401$

c  $3^1 = 3$

### Laws of indices

When working with numbers involving indices there are three basic laws which can be applied. These are:

1  $a^m \times a^n = a^{m+n}$

2  $a^m \div a^n$  or  $\frac{a^m}{a^n} = a^{m-n}$

3  $(a^m)^n = a^{mn}$

### Positive indices

### → Worked examples

a Simplify  $4^3 \times 4^2$ .  
 $4^3 \times 4^2 = 4^{(3+2)}$   
 $= 4^5$

b Simplify  $2^5 \div 2^3$ .  
 $2^5 \div 2^3 = 2^{(5-3)}$   
 $= 2^2$

c Evaluate  $3^3 \times 3^4$ .  
 $3^3 \times 3^4 = 3^{(3+4)}$   
 $= 3^7$   
 $= 2187$

d Evaluate  $(4^2)^3$ .  
 $(4^2)^3 = 4^{(2 \times 3)}$   
 $= 4^6$   
 $= 4096$

### Exercise 7.1

1 Using indices, simplify the following expressions:

a  $3 \times 3 \times 3$

b  $2 \times 2 \times 2 \times 2 \times 2$

c  $4 \times 4$

d  $6 \times 6 \times 6 \times 6$

e  $8 \times 8 \times 8 \times 8 \times 8 \times 8$

f 5

2 Simplify the following using indices:

a  $2 \times 2 \times 2 \times 3 \times 3$

b  $4 \times 4 \times 4 \times 4 \times 4 \times 5 \times 5$

c  $3 \times 3 \times 4 \times 4 \times 4 \times 5 \times 5$

d  $2 \times 7 \times 7 \times 7 \times 7$

e  $1 \times 1 \times 6 \times 6$

f  $3 \times 3 \times 3 \times 4 \times 4 \times 6 \times 6 \times 6 \times 6 \times 6$

## Exercise 7.2

3 Write out the following in full:

a  $4^2$                       b  $5^7$                       c  $3^5$   
 d  $4^3 \times 6^3$                 e  $7^2 \times 2^7$                 f  $3^2 \times 4^3 \times 2^4$

4 Without using a calculator work out the value of the following:

a  $2^5$                       b  $3^4$                       c  $8^2$                       d  $6^3$   
 e  $10^6$                     f  $4^4$                       g  $2^3 \times 3^2$                 h  $10^3 \times 5^3$

1 Simplify the following using indices:

a  $3^2 \times 3^4$                       b  $8^5 \times 8^2$   
 c  $5^2 \times 5^4 \times 5^3$                 d  $4^3 \times 4^5 \times 4^2$   
 e  $2^1 \times 2^3$                       f  $6^2 \times 3^2 \times 3^3 \times 6^4$   
 g  $4^5 \times 4^3 \times 5^5 \times 5^4 \times 6^2$                 h  $2^4 \times 5^7 \times 5^3 \times 6^2 \times 6^6$

2 Simplify the following:

a  $4^6 \div 4^2$                       b  $5^7 \div 5^4$   
 c  $2^5 \div 2^4$                       d  $6^5 \div 6^2$   
 e  $\frac{6^5}{6^2}$                               f  $\frac{8^6}{8^5}$   
 g  $\frac{4^8}{4^5}$                               h  $\frac{3^9}{3^2}$

3 Simplify the following:

a  $(5^2)^2$                       b  $(4^3)^4$   
 c  $(10^2)^5$                       d  $(3^3)^5$   
 e  $(6^2)^4$                       f  $(8^2)^3$

4 Simplify the following:

a  $\frac{2^2 \times 2^4}{2^3}$                               b  $\frac{3^4 \times 3^2}{3^5}$   
 c  $\frac{5^6 \times 5^7}{5^2 \times 5^8}$                               d  $\frac{(4^2)^5 \times 4^2}{4^7}$   
 e  $\frac{4^4 \times 2^5 \times 4^2}{4^3 \times 2^3}$                               f  $\frac{6^3 \times 6^3 \times 8^5 \times 8^6}{8^6 \times 6^2}$   
 g  $\frac{(5^5)^2 \times (4^4)^3}{5^8 \times 4^9}$                               h  $\frac{(6^3)^4 \times 6^3 \times 4^9}{6^8 \times 4^8}$

## The zero index

The zero index indicates that a number is raised to the power 0. A number raised to the power 0 is equal to 1. This can be explained by applying the laws of indices.

$$a^m \div a^n = a^{m-n} \text{ therefore } \frac{a^m}{a^m} = a^{m-m}$$

$$= a^0$$

However,  $\frac{a^m}{a^m} = 1$

therefore  $a^0 = 1$

## Negative indices

A negative index indicates that a number is being raised to a negative power: e.g.  $4^{-3}$ .

Another **law of indices** states that  $a^{-m} = \frac{1}{a^m}$ . This can be proved as follows.

$$\begin{aligned} a^{-m} &= a^{0-m} \\ &= \frac{a^0}{a^m} \text{ (from the second law of indices)} \\ &= \frac{1}{a^m} \end{aligned}$$

therefore  $a^{-m} = \frac{1}{a^m}$

### Exercise 7.3

Without using a calculator, evaluate the following:

- |                        |                           |                           |
|------------------------|---------------------------|---------------------------|
| 1 a $2^3 \times 2^0$   | b $5^2 \div 6^0$          | c $5^2 \times 5^{-2}$     |
| d $6^3 \times 6^{-3}$  | e $(4^0)^2$               | f $4^0 \div 2^2$          |
| 2 a $4^{-1}$           | b $3^{-2}$                | c $6 \times 10^{-2}$      |
| d $5 \times 10^{-3}$   | e $100 \times 10^{-2}$    | f $10^{-3}$               |
| 3 a $9 \times 3^{-2}$  | b $16 \times 2^{-3}$      | c $64 \times 2^{-4}$      |
| d $4 \times 2^{-3}$    | e $36 \times 6^{-3}$      | f $100 \times 10^{-1}$    |
| 4 a $\frac{3}{2^{-2}}$ | b $\frac{4}{2^{-3}}$      | c $\frac{9}{5^{-2}}$      |
| d $\frac{5}{4^{-2}}$   | e $\frac{7^{-3}}{7^{-4}}$ | f $\frac{8^{-6}}{8^{-8}}$ |

## Exponential equations

Equations that involve indices as unknowns are known as **exponential equations**.

### → Worked examples

- a Find the value of  $x$  if  $2^x = 32$ .

32 can be expressed as a power of 2,  
 $32 = 2^5$ .

$$\begin{aligned} \text{Therefore } 2^x &= 2^5 \\ x &= 5 \end{aligned}$$

- b Find the value of  $m$  if  $3^{(m-1)} = 81$ .

81 can be expressed as a power of 3,  
 $81 = 3^4$ .

$$\begin{aligned} \text{Therefore } 3^{(m-1)} &= 3^4 \\ m-1 &= 4 \\ m &= 5 \end{aligned}$$

## Exercise 7.4

- 1 Find the value of  $x$  in each of the following:
- |               |                 |
|---------------|-----------------|
| a $2^x = 4$   | b $2^x = 16$    |
| c $4^x = 64$  | d $10^x = 1000$ |
| e $5^x = 625$ | f $3^x = 1$     |
- 2 Find the value of  $z$  in each of the following:
- |                     |                    |
|---------------------|--------------------|
| a $2^{(z-1)} = 8$   | b $3^{(z+2)} = 27$ |
| c $4^{2z} = 64$     | d $10^{(z+1)} = 1$ |
| e $3^z = 9^{(z-1)}$ | f $5^z = 125^z$    |
- 3 Find the value of  $n$  in each of the following:
- |  |  |
|--|--|
| a $\left(\frac{1}{2}\right)^n = 8$       | b $\left(\frac{1}{3}\right)^n = 81$        |
| c $\left(\frac{1}{2}\right)^n = 32$      | d $\left(\frac{1}{2}\right)^n = 4^{(n+1)}$ |
| e $\left(\frac{1}{2}\right)^{(n+1)} = 2$ | f $\left(\frac{1}{16}\right)^n = 4$        |
- 4 Find the value of  $x$  in each of the following:
- |                            |                               |
|----------------------------|-------------------------------|
| a $3^{-x} = 27$            | b $2^{-x} = 128$              |
| c $2^{(-x+3)} = 64$        | d $4^{-x} = \frac{1}{16}$     |
| e $2^{-x} = \frac{1}{256}$ | f $3^{(-x+1)} = \frac{1}{81}$ |

## Standard form

**Standard form** is also known as standard index form or sometimes as scientific notation. It involves writing large numbers or very small numbers in terms of powers of 10.

## Positive indices and large numbers

$$\begin{aligned} 100 &= 1 \times 10^2 \\ 1000 &= 1 \times 10^3 \\ 10000 &= 1 \times 10^4 \\ 3000 &= 3 \times 10^3 \end{aligned}$$

For a number to be in standard form it must take the form  $A \times 10^n$  where the index  $n$  is a positive or negative integer and  $A$  must lie in the range  $1 \leq A < 10$ .

e.g. 3100 can be written in many different ways:

$$3.1 \times 10^3 \quad 31 \times 10^2 \quad 0.31 \times 10^4 \quad \text{etc.}$$

However, only  $3.1 \times 10^3$  satisfies the above conditions and therefore is the only one which is written in standard form.

### → Worked examples

- a** Write 72 000 in standard form.  
 $7.2 \times 10^4$
- b** Write  $4 \times 10^4$  as an ordinary number.  
 $4 \times 10^4 = 4 \times 10\,000$   
 $= 40\,000$
- c** Multiply the following and write your answer in standard form:  
 $600 \times 4000$   
 $= 2\,400\,000$   
 $= 2.4 \times 10^6$
- d** Multiply the following and write your answer in standard form:  
 $(2.4 \times 10^4) \times (5 \times 10^7)$   
 $= 12 \times 10^{11}$   
 $= 1.2 \times 10^{12}$  when written in standard form
- e** Divide the following and write your answer in standard form:  
 $(6.4 \times 10^7) \div (1.6 \times 10^3)$   
 $= 4 \times 10^4$
- f** Add the following and write your answer in standard form:  
 $(3.8 \times 10^6) + (8.7 \times 10^4)$   
 Changing the indices to the same value gives the sum:  
 $(380 \times 10^4) + (8.7 \times 10^4)$   
 $= 388.7 \times 10^4$   
 $= 3.887 \times 10^6$  when written in standard form
- g** Subtract the following and write your answer in standard form:  
 $(6.5 \times 10^7) - (9.2 \times 10^5)$   
 Changing the indices to the same value gives  
 $(650 \times 10^5) - (9.2 \times 10^5)$   
 $= 640.8 \times 10^5$   
 $= 6.408 \times 10^7$  when written in standard form

### Exercise 7.5

- 1** Which of the following are not in standard form?
- |                             |                                |
|-----------------------------|--------------------------------|
| <b>a</b> $6.2 \times 10^5$  | <b>b</b> $7834 \times 10^{16}$ |
| <b>c</b> $8.0 \times 10^5$  | <b>d</b> $0.46 \times 10^7$    |
| <b>e</b> $82.3 \times 10^6$ | <b>f</b> $6.75 \times 10^1$    |
- 2** Write the following numbers in standard form:
- |                          |                      |
|--------------------------|----------------------|
| <b>a</b> 600 000         | <b>b</b> 48 000 000  |
| <b>c</b> 784 000 000 000 | <b>d</b> 534 000     |
| <b>e</b> 7 million       | <b>f</b> 8.5 million |

- 3 Write the following in standard form:
- |                        |                      |
|------------------------|----------------------|
| a $68 \times 10^5$     | b $720 \times 10^6$  |
| c $8 \times 10^5$      | d $0.75 \times 10^8$ |
| e $0.4 \times 10^{10}$ | f $50 \times 10^6$   |
- 4 Write the following as ordinary numbers:
- |                       |                      |
|-----------------------|----------------------|
| a $3.8 \times 10^3$   | b $4.25 \times 10^6$ |
| c $9.003 \times 10^7$ | d $1.01 \times 10^5$ |
- 5 Multiply the following and write your answers in standard form:
- |  |                                  |
|--|----------------------------------|
| a $200 \times 3000$                            | b $6000 \times 4000$             |
| c $7 \text{ million} \times 20$                | d $500 \times 6 \text{ million}$ |
| e $3 \text{ million} \times 4 \text{ million}$ | f $4500 \times 4000$             |
- 6 Light from the Sun takes approximately 8 minutes to reach Earth. If light travels at a speed of  $3 \times 10^8$  m/s, calculate to three significant figures (s.f.) the distance from the Sun to the Earth.
- 7 Find the value of the following and write your answers in standard form:
- |   |   |
|---|---|
| a $(4.4 \times 10^3) \times (2 \times 10^5)$    | b $(6.8 \times 10^7) \times (3 \times 10^3)$    |
| c $(4 \times 10^5) \times (8.3 \times 10^5)$    | d $(5 \times 10^9) \times (8.4 \times 10^{12})$ |
| e $(8.5 \times 10^6) \times (6 \times 10^{15})$ | f $(5.0 \times 10^{12})^2$                      |
- 8 Find the value of the following and write your answers in standard form:
- |   |   |
|---|---|
| a $(3.8 \times 10^8) \div (1.9 \times 10^6)$    | b $(6.75 \times 10^9) \div (2.25 \times 10^4)$  |
| c $(9.6 \times 10^{11}) \div (2.4 \times 10^5)$ | d $(1.8 \times 10^{12}) \div (9.0 \times 10^7)$ |
| e $(2.3 \times 10^{11}) \div (9.2 \times 10^4)$ | f $(2.4 \times 10^8) \div (6.0 \times 10^3)$    |
- 9 Find the value of the following and write your answers in standard form:
- |   |  |
|---|--|
| a $(3.8 \times 10^5) + (4.6 \times 10^4)$     | b $(7.9 \times 10^9) + (5.8 \times 10^8)$  |
| c $(6.3 \times 10^7) + (8.8 \times 10^5)$     | d $(3.15 \times 10^9) + (7.0 \times 10^6)$ |
| e $(5.3 \times 10^8) - (8.0 \times 10^7)$     | f $(6.5 \times 10^7) - (4.9 \times 10^6)$  |
| g $(8.93 \times 10^{10}) - (7.8 \times 10^9)$ | h $(4.07 \times 10^7) - (5.1 \times 10^6)$ |

## Negative indices and small numbers

A negative index is used when writing a number between 0 and 1 in standard form.

e.g.

100	= $1 \times 10^2$
10	= $1 \times 10^1$
1	= $1 \times 10^0$
0.1	= $1 \times 10^{-1}$
0.01	= $1 \times 10^{-2}$
0.001	= $1 \times 10^{-3}$
0.0001	= $1 \times 10^{-4}$

Note that  $A$  must still lie within the range  $1 \leq A < 10$ .

### → Worked examples

- a Write 0.0032 in standard form.

$$3.2 \times 10^{-3}$$

- b Write  $1.8 \times 10^{-4}$  as an ordinary number.

$$\begin{aligned} 1.8 \times 10^{-4} &= 1.8 \div 10^4 \\ &= 1.8 \div 10000 \\ &= 0.00018 \end{aligned}$$

- c Write the following numbers in order of magnitude, starting with the largest:

$$3.6 \times 10^{-3} \quad 5.2 \times 10^{-5} \quad 1 \times 10^{-2} \quad 8.35 \times 10^{-2} \quad 6.08 \times 10^{-8}$$

$$8.35 \times 10^{-2} \quad 1 \times 10^{-2} \quad 3.6 \times 10^{-3} \quad 5.2 \times 10^{-5} \quad 6.08 \times 10^{-8}$$

*Exercise 7.6*

- 1 Write the following numbers in standard form:

- |             |               |
|-------------|---------------|
| a 0.0006    | b 0.000053    |
| c 0.000864  | d 0.000000088 |
| e 0.0000007 | f 0.0004145   |

- 2 Write the following numbers in standard form:

- |                          |                         |
|--------------------------|-------------------------|
| a $68 \times 10^{-5}$    | b $750 \times 10^{-9}$  |
| c $42 \times 10^{-11}$   | d $0.08 \times 10^{-7}$ |
| e $0.057 \times 10^{-9}$ | f $0.4 \times 10^{-10}$ |

- 3 Write the following as ordinary numbers:

- |                         |                         |
|-------------------------|-------------------------|
| a $8 \times 10^{-3}$    | b $4.2 \times 10^{-4}$  |
| c $9.03 \times 10^{-2}$ | d $1.01 \times 10^{-5}$ |

- 4 Deduce the value of  $n$  in each of the following cases:

- |                                   |                                  |
|-----------------------------------|----------------------------------|
| a $0.00025 = 2.5 \times 10^n$     | b $0.00357 = 3.57 \times 10^n$   |
| c $0.00000006 = 6 \times 10^n$    | d $0.004^2 = 1.6 \times 10^n$    |
| e $0.00065^2 = 4.225 \times 10^n$ | f $0.0002^n = 8 \times 10^{-12}$ |

- 5 Write these numbers in order of magnitude, starting with the largest:

$$3.2 \times 10^{-4} \quad 6.8 \times 10^5 \quad 5.57 \times 10^{-9} \quad 6.2 \times 10^3$$

$$5.8 \times 10^{-7} \quad 6.741 \times 10^{-4} \quad 8.414 \times 10^2$$

## Fractional indices

$16^{\frac{1}{2}}$  can be written as  $(4^2)^{\frac{1}{2}}$ .

$$\begin{aligned} (4^2)^{\frac{1}{2}} &= 4^{(2 \times \frac{1}{2})} \\ &= 4^1 \\ &= 4 \end{aligned}$$

Therefore  $16^{\frac{1}{2}} = 4$

$$\text{but } \sqrt{16} = 4$$

Therefore  $16^{\frac{1}{2}} = \sqrt{16}$

Similarly:

$125^{\frac{1}{3}}$  can be written as  $(5^3)^{\frac{1}{3}}$

$$\begin{aligned} (5^3)^{\frac{1}{3}} &= 5^{(3 \times \frac{1}{3})} \\ &= 5^1 \\ &= 5 \end{aligned}$$

$$\text{Therefore } 125^{\frac{1}{3}} = 5$$

$$\text{But } \sqrt[3]{125} = 5$$

$$\text{Therefore } 125^{\frac{1}{3}} = \sqrt[3]{125}$$

In general:

$$a^{\frac{1}{n}} = \sqrt[n]{a}$$

$$a^{\frac{m}{n}} = \sqrt[n]{(a^m)} \text{ or } (\sqrt[n]{a})^m$$

## → Worked examples

- a Evaluate  $16^{\frac{1}{4}}$  without the use of a calculator.

$$\begin{aligned} 16^{\frac{1}{4}} &= \sqrt[4]{16} & \text{Alternatively: } 16^{\frac{1}{4}} &= (2^4)^{\frac{1}{4}} \\ &= \sqrt[4]{2^4} & &= 2^1 \\ &= 2 & &= 2 \end{aligned}$$

- b Evaluate  $25^{\frac{3}{2}}$  without the use of a calculator.

$$\begin{aligned} 25^{\frac{3}{2}} &= (25^{\frac{1}{2}})^3 & \text{Alternatively: } 25^{\frac{3}{2}} &= (5^2)^{\frac{3}{2}} \\ &= (\sqrt{25})^3 & &= 5^3 \\ &= 5^3 & &= 125 \\ &= 125 & & \end{aligned}$$

- c Solve  $32^x = 2$

$$32 \text{ is } 2^5 \text{ so } \sqrt[5]{32} = 2$$

$$\text{or } 32^{\frac{1}{5}} = 2$$

$$\text{therefore } x = \frac{1}{5}$$

- d Solve  $125^x = 5$

$$125 \text{ is } 5^3 \text{ so } \sqrt[3]{125} = 5$$

$$\text{or } 125^{\frac{1}{3}} = 5$$

$$\text{therefore } x = \frac{1}{3}$$

### Exercise 7.7

Evaluate the following without the use of a calculator:

- |                         |                       |                        |
|-------------------------|-----------------------|------------------------|
| 1 a $16^{\frac{1}{2}}$  | b $25^{\frac{1}{2}}$  | c $100^{\frac{1}{2}}$  |
| d $27^{\frac{1}{3}}$    | e $81^{\frac{1}{2}}$  | f $1000^{\frac{1}{3}}$ |
| 2 a $16^{\frac{1}{4}}$  | b $81^{\frac{1}{4}}$  | c $32^{\frac{1}{5}}$   |
| d $64^{\frac{1}{6}}$    | e $216^{\frac{1}{3}}$ | f $256^{\frac{1}{4}}$  |
| 3 a $4^{\frac{3}{2}}$   | b $4^{\frac{5}{2}}$   | c $9^{\frac{3}{2}}$    |
| d $16^{\frac{3}{2}}$    | e $1^{\frac{5}{2}}$   | f $27^{\frac{2}{3}}$   |
| 4 a $125^{\frac{2}{3}}$ | b $32^{\frac{3}{5}}$  | c $64^{\frac{5}{6}}$   |
| d $1000^{\frac{2}{3}}$  | e $16^{\frac{5}{4}}$  | f $81^{\frac{3}{4}}$   |

## 7 INDICES AND STANDARD FORM

### Exercise 7.7 (cont)

- |                                |                                 |                            |
|--------------------------------|---------------------------------|----------------------------|
| <b>5 a</b> solve $16^x = 4$    | <b>b</b> solve $8^x = 2$        | <b>c</b> solve $9^x = 3$   |
| <b>d</b> solve $27^x = 3$      | <b>e</b> solve $100^x = 10$     | <b>f</b> solve $64^x = 2$  |
| <b>6 a</b> solve $1000^x = 10$ | <b>b</b> solve $49^x = 7$       | <b>c</b> solve $81^x = 3$  |
| <b>d</b> solve $343^x = 7$     | <b>e</b> solve $1000000^x = 10$ | <b>f</b> solve $216^x = 6$ |

### Exercise 7.8

Evaluate the following without the use of a calculator:

- |  |   |   |
|--|---|---|
| <b>1 a</b> $\frac{27^{\frac{2}{3}}}{3^2}$                                      | <b>b</b> $\frac{7^{\frac{3}{2}}}{\sqrt{7}}$                               | <b>c</b> $\frac{4^{\frac{5}{2}}}{4^2}$  |
| <b>d</b> $\frac{16^{\frac{3}{2}}}{2^6}$  | <b>e</b> $\frac{27^{\frac{5}{3}}}{\sqrt{9}}$                              | <b>f</b> $\frac{6^{\frac{4}{3}}}{6^{\frac{1}{3}}}$  |
| <b>2 a</b> $5^{\frac{2}{3}} \times 5^{\frac{4}{3}}$                            | <b>b</b> $4^{\frac{1}{4}} \times 4^{\frac{1}{4}}$                         | <b>c</b> $8 \times 2^{-2}$  |
| <b>d</b> $3^{\frac{4}{3}} \times 3^{\frac{5}{3}}$                              | <b>e</b> $2^{-2} \times 16$   | <b>f</b> $8^{\frac{5}{3}} \times 8^{-\frac{4}{3}}$  |
| <b>3 a</b> $\frac{2^{\frac{1}{2}} \times 2^{\frac{5}{2}}}{2}$                  | <b>b</b> $\frac{4^{\frac{5}{6}} \times 4^{\frac{1}{6}}}{4^{\frac{1}{2}}}$ | <b>c</b> $\frac{2^3 \times 8^{\frac{3}{2}}}{\sqrt{8}}$  |
| <b>d</b> $\frac{(3^2)^{\frac{3}{2}} \times 3^{-\frac{1}{2}}}{3^{\frac{1}{2}}}$ | <b>e</b> $\frac{8^{\frac{1}{3}} + 7}{27^{\frac{1}{3}}}$                   | <b>f</b> $\frac{9^{\frac{1}{2}} \times 3^{\frac{5}{2}}}{3^{\frac{3}{2}} \times 3^{-\frac{5}{6}}}$ |



### Student assessment 1

- Using indices, simplify the following:
 

<b>a</b> $3 \times 2 \times 2 \times 3 \times 27$	<b>b</b> $2 \times 2 \times 4 \times 4 \times 4 \times 2 \times 32$
---	---
- Write the following out in full:
 

<b>a</b> $6^5$	<b>b</b> $2^{-5}$
----------------	-------------------
- Work out the value of the following without using a calculator:
 

<b>a</b> $3^3 \times 10^3$	<b>b</b> $1^{-4} \times 5^3$
----------------------------	------------------------------
- Simplify the following using indices:
 

<b>a</b> $2^4 \times 2^3$	<b>b</b> $7^5 \times 7^2 \times 3^4 \times 3^8$
<b>c</b> $\frac{4^8}{2^{10}}$	<b>d</b> $\frac{(3^3)^4}{27^3}$
<b>e</b> $\frac{7^6 \times 4^2}{4^3 \times 7^6}$	<b>f</b> $\frac{8^{-2} \times 2^6}{2^{-2}}$
- Without using a calculator, evaluate the following:
 

<b>a</b> $5^2 \times 5^{-1}$	<b>b</b> $\frac{4^5}{4^3}$
<b>c</b> $\frac{7^{-5}}{7^{-7}}$	<b>d</b> $\frac{3^{-5} \times 4^2}{3^{-6}}$
- Find the value of  $x$  in each of the following:
 

<b>a</b> $2^{(2x+2)} = 128$	<b>b</b> $\frac{1}{4^{-x}} = \frac{1}{2}$
<b>c</b> $3^{(-x+4)} = 81$	<b>d</b> $8^{-3x} = \frac{1}{4}$

## ? Student assessment 2

- Write the following numbers in standard form:
 

a 6 million	b 0.0045	c 3 800 000 000
d 0.000 000 361	e 460 million	f 3
- Write the following as ordinary numbers:
 

a $8.112 \times 10^6$	b $4.4 \times 10^5$	c $3.05 \times 10^{-4}$
-----------------------	---------------------	-------------------------
- Write the following numbers in order of magnitude, starting with the largest:
 

$3.6 \times 10^2$     $2.1 \times 10^{-3}$     $9 \times 10^1$     $4.05 \times 10^8$     $1.5 \times 10^{-2}$     $7.2 \times 10^{-3}$
- Write the following numbers:
 

a in standard form,	b in order of magnitude, starting with the smallest.
15 million	430 000
0.000 435	4.8
0.0085	
- Deduce the value of  $n$  in each of the following:
 

a $4750 = 4.75 \times 10^n$	b $6\,440\,000\,000 = 6.44 \times 10^n$
c $0.0040 = 4.0 \times 10^n$	d $1000^2 = 1 \times 10^n$
e $0.9^3 = 7.29 \times 10^n$	f $800^3 = 5.12 \times 10^n$
- Write the answers to the following calculations in standard form:
 

a $50\,000 \times 2400$	b $(3.7 \times 10^6) \times (4.0 \times 10^4)$
c $(5.8 \times 10^7) + (9.3 \times 10^6)$	d $(4.7 \times 10^6) - (8.2 \times 10^5)$
- The speed of light is  $3 \times 10^8$  m/s. Jupiter is 778 million km from the Sun. Calculate the number of minutes it takes for sunlight to reach Jupiter.
- A star is 300 light years away from Earth. The speed of light is  $3 \times 10^5$  km/s. Calculate the distance from the star to Earth. Give your answer in kilometres and written in standard form.

## ? Student assessment 3

- Evaluate the following without the use of a calculator:
 

a $81^{\frac{1}{2}}$	b $27^{\frac{1}{3}}$	c $9^{\frac{1}{2}}$	d $625^{\frac{3}{4}}$
e $343^{\frac{2}{3}}$	f $16^{-\frac{1}{4}}$	g $\frac{1}{25^{\frac{1}{2}}}$	h $\frac{2}{16^{\frac{3}{4}}}$
- Evaluate the following without the use of a calculator:
 

a $\frac{16^{\frac{1}{2}}}{2^2}$	b $\frac{9^{\frac{5}{2}}}{3^3}$	c $\frac{8^{\frac{4}{3}}}{8^{\frac{3}{3}}}$	d $5^{\frac{6}{5}} \times 5^{\frac{4}{5}}$
e $4^{\frac{3}{2}} \times 2^{-2}$	f $\frac{27^{\frac{2}{3}} \times 3^{-2}}{4^{-\frac{3}{2}}}$	g $\frac{(4^3)^{-\frac{1}{2}} \times 2^{\frac{3}{2}}}{2^{-\frac{3}{2}}}$	h $\frac{(5^{\frac{2}{3}})^{\frac{1}{2}} \times 5^{\frac{2}{3}}}{3^{-2}}$
- Draw a pair of axes with  $x$  from  $-4$  to  $4$  and  $y$  from  $0$  to  $10$ .
 

a Plot a graph of $y = 3^{\frac{x}{2}}$ .
b Use your graph to estimate when $3^{\frac{x}{2}} = 5$ .

### ? Student assessment 4

1 Evaluate the following without the use of a calculator:

**a**  $64^{\frac{1}{6}}$       **b**  $27^{\frac{4}{3}}$       **c**  $9^{-\frac{1}{2}}$       **d**  $512^{\frac{2}{3}}$   
**e**  $\sqrt[3]{27}$       **f**  $\sqrt[4]{16}$       **g**  $\frac{1}{36^{-\frac{1}{2}}}$       **h**  $\frac{2}{64^{-\frac{2}{3}}}$

2 Evaluate the following without the use of a calculator:

**a**  $\frac{25^{\frac{1}{2}}}{9^{-\frac{1}{2}}}$       **b**  $\frac{4^{\frac{5}{2}}}{2^3}$   
**c**  $\frac{27^{\frac{4}{3}}}{3^3}$       **d**  $25^{\frac{3}{2}} \times 5^2$   
**e**  $4^{\frac{6}{4}} \times 4^{-\frac{1}{2}}$       **f**  $\frac{27^{\frac{2}{3}} \times 3^{-3}}{9^{-\frac{1}{2}}}$   
**g**  $\frac{(4^2)^{-\frac{1}{4}} \times 9^{\frac{3}{2}}}{\left(\frac{1}{4}\right)^{\frac{1}{2}}}$       **h**  $\frac{(5^{\frac{1}{3}})^{\frac{1}{2}} \times 5^{\frac{5}{6}}}{4^{-\frac{1}{2}}}$

3 Draw a pair of axes with  $x$  from  $-4$  to  $4$  and  $y$  from  $0$  to  $18$ .

- a** Plot a graph of  $y = 4^{-\frac{x}{2}}$ .  
**b** Use your graph to estimate when  $4^{-\frac{x}{2}} = 6$ .

# 8

## Money and finance

### Currency conversions

In 2017, 1 euro (€) could be exchanged for 1.50 Australian dollars (A\$).

#### → Worked examples

- a How many Australian dollars can be bought for €400?  
 €1 buys A\$1.50.  
 €400 buys  $1.50 \times 400 = \text{A\$}600$ .
- b How much does it cost to buy A\$940?  
 A\$1.50 costs €1.  
 A\$940 costs  $\frac{1 \times 940}{1.5} = \text{€}626.67$ .

#### Exercise 8.1

The table shows the exchange rate for €1 into various currencies.

<b>Australia</b>	1.50 Australian dollars (A\$)
<b>India</b>	75 rupees
<b>Zimbabwe</b>	412800 Zimbabwe dollars (ZIM\$)
<b>South Africa</b>	15 rand
<b>Turkey</b>	4.0 Turkish lira (L)
<b>Japan</b>	130 yen
<b>Kuwait</b>	0.35 dinar
<b>USA</b>	1.15 US dollars (US\$)

- 1 Convert the following:
- |                               |                        |
|-------------------------------|------------------------|
| a €25 into Australian dollars | b €50 into rupees      |
| c €20 into Zimbabwean dollars | d €300 into rand       |
| e €130 into Turkish lira      | f €40 into yen         |
| g €400 into dinar             | h €150 into US dollars |
- 2 How many euros does it cost to buy the following:
- |                    |              |
|--------------------|--------------|
| a A\$500           | b 200 rupees |
| c ZIM\$10000       | d 500 rand   |
| e 750 Turkish lira | f 1200 yen   |
| g 50 dinar         | h US\$150    |

### Earnings

**Net pay** is what is left after deductions such as tax, insurance and pension contributions are taken from **gross earnings**.

That is, Net pay = Gross pay – Deductions.

A **bonus** is an extra payment sometimes added to an employee's **basic pay**.

In many companies there is a fixed number of hours that an employee is expected to work. Any work done in excess of this **basic week** is paid at a higher rate, referred to as **overtime**. Overtime may be 1.5 times basic pay, called **time and a half**, or twice basic pay, called **double time**.

**Piece work** is another method of payment. Employees are paid for the number of articles made, not for the time taken.

### Exercise 8.2

- Mr Ahmet's gross pay is \$188.25. Deductions amount to \$33.43. What is his net pay?
- Miss Said's basic pay is \$128. She earns \$36 for overtime and receives a bonus of \$18. What is her gross pay?
- Mrs Hafar's gross pay is \$203. She pays \$54 in tax and \$18 towards her pension. What is her net pay?
- Mr Wong works 35 hours for an hourly rate of \$8.30. What is his basic pay?
- Miss Martinez works 38 hours for an hourly rate of \$4.15. In addition she works 6 hours of overtime at time and a half. What is her total gross pay?
  - Deductions amount to 32% of her total gross pay. What is her net pay?
- Pepe is paid \$5.50 for each basket of grapes he picks. One week he picks 25 baskets. How much is he paid?
- Maria is paid €5 for every 12 plates that she makes. This is her record for one week.

Mon	240
Tues	360
Wed	288
Thurs	192
Fri	180

How much is she paid?

- Neo works at home making clothes. The patterns and materials are provided by the company. The table shows the rates she is paid and the number of items she makes in one week:

Item	Rate	Number made
Jacket	25 rand	3
Trousers	11 rand	12
Shirt	13 rand	7
Dress	12 rand	0

- What are her gross earnings?
- Deductions amount to 15% of gross earnings. What is her net pay?

## Profit and loss

Foodstuffs and manufactured goods are produced at a cost, known as the **cost price**, and sold at the **selling price**. If the selling price is greater than the cost price, a profit is made.

### → Worked example

A market trader buys oranges in boxes of 12 dozen for \$14.40 per box. He buys three boxes and sells all the oranges for 12c each. What is his profit or **loss**?

Cost price:  $3 \times \$14.40 = \$43.20$

Selling price:  $3 \times 144 \times 12c = \$51.84$

In this case he makes a profit of  $\$51.84 - \$43.20$

His profit is \$8.64.

A second way of solving this problem would be:

\$14.40 for a box of 144 oranges is 10c each.

So cost price of each orange is 10c, and selling price of each orange is 12c. The profit is 2c per orange.

So 3 boxes would give a profit of  $3 \times 144 \times 2c$ .

That is, \$8.64.

Sometimes, particularly during sales or promotions, the selling price is reduced; this is known as a **discount**.

### → Worked example

In a sale, a skirt usually costing \$35 is sold at a 15% discount. What is the discount?

15% of \$35 =  $0.15 \times \$35 = \$5.25$

The discount is \$5.25.

### Exercise 8.3

- 1 A market trader buys peaches in boxes of 120. He buys 4 boxes at a cost price of \$13.20 per box. He sells 425 peaches at 12c each. The rest are ruined. How much profit or loss does he make?
- 2 A shopkeeper buys 72 bars of chocolate for \$5.76. What is his profit if he sells them for 12c each?
- 3 A holiday company charts an aircraft to fly to Malta at a cost of \$22000. It then sells 150 seats at \$185 each and a further 35 seats at a 20% discount. Calculate the profit made per seat if the plane has 200 seats.
- 4 A car is priced at \$7200. The car dealer allows a customer to pay a one-third deposit and 12 payments of \$420 per month. How much extra does it cost the customer?
- 5 At an auction, a company sells 150 television sets for an **average** of \$65 each. The production cost was \$10000. How much loss did the company make?

## Percentage profit and loss

Most profits or losses are expressed as a percentage.

Profit or loss, divided by cost price, multiplied by 100 = % profit or loss.

### → Worked example

A woman buys a car for \$7500 and sells it two years later for \$4500. Calculate her loss over two years as a percentage of the cost price.

cost price = \$7500    selling price = \$4500    loss = \$3000

$$\text{Loss \%} = \frac{3000}{7500} \times 100 = 40$$

Her loss is 40%.

When something becomes worth less over a period of time, it is said to **depreciate**.

### Exercise 8.4

- Find the depreciation of the following cars as a percentage of the cost price. (C.P. = cost price, S.P. = selling price)
 

a	VW	C.P. \$4500	S.P. \$4005
b	Rover	C.P. \$9200	S.P. \$6900
- A company manufactures electrical items for the kitchen. Find the percentage profit on each of the following:
 

a	Fridge	C.P. \$50	S.P. \$65
b	Freezer	C.P. \$80	S.P. \$96
- A developer builds a number of different types of house. Which type gives the developer the largest percentage profit?
 

Type A	C.P. \$40 000	S.P. \$52 000
Type B	C.P. \$65 000	S.P. \$75 000
Type C	C.P. \$81 000	S.P. \$108 000
- Students in a school organise a disco. The disco company charges \$350 hire charge. The students sell 280 tickets at \$2.25. What is the percentage profit?

## Interest

**Interest** can be defined as money added by a bank to sums deposited by customers. The money deposited is called the **principal**. The **percentage interest** is the given rate and the money is left for a fixed period of time.

A formula can be obtained for **simple interest**:

$$SI = \frac{Ptr}{100}$$

where  $SI$  = simple interest, i.e. the interest paid

$P$  = the principal

$t$  = time in years

$r$  = rate percent

## → Worked examples

- a Find the simple interest earned on \$250 deposited for 6 years at 8% p.a.

$$SI = \frac{Ptr}{100}$$

$$SI = \frac{250 \times 6 \times 8}{100}$$

$$SI = 120$$

p.a. stands for  
per annum which  
means 'each year'

So the interest paid is \$120.

- b How long will it take for a sum of \$250 invested at 8% to earn interest of \$80?

$$SI = \frac{Ptr}{100}$$

$$80 = \frac{250 \times t \times 8}{100}$$

$$80 = 20t$$

$$4 = t$$

It will take 4 years.

- c What rate per year must be paid for a principal of \$750 to earn interest of \$180 in 4 years?

$$SI = \frac{Ptr}{100}$$

$$180 = \frac{750 \times 4 \times r}{100}$$

$$180 = 30r$$

$$6 = r$$

The rate must be 6% per year.

- d Find the principal which will earn interest of \$120 in 6 years at 4%.

$$SI = \frac{Ptr}{100}$$

$$120 = \frac{P \times 6 \times 4}{100}$$

$$120 = \frac{24P}{100}$$

$$12\,000 = 24P$$

$$500 = P$$

So the principal is \$500.

Exercise 8.5

All rates of interest given here are annual rates.

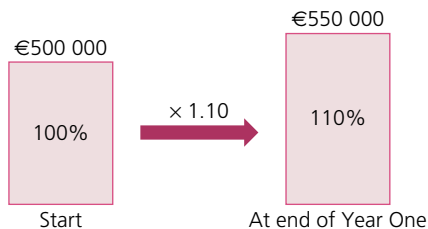
- 1 Find the simple interest paid in the following cases:
  - a Principal \$300      rate 6%      time 4 years
  - b Principal \$750      rate 8%      time 7 years
- 2 Calculate how long it will take for the following amounts of interest to be earned at the given rate.
  - a  $P = \$500$      $r = 6\%$      $SI = \$150$
  - b  $P = \$400$      $r = 9\%$      $SI = \$252$
- 3 Calculate the rate of interest per year which will earn the given amount of interest:
  - a Principal \$400      time 4 years      interest \$112
  - b Principal \$800      time 7 years      interest \$224
- 4 Calculate the principal which will earn the interest below in the given number of years at the given rate:
  - a  $SI = \$36$     time = 3 years    rate = 6%
  - b  $SI = \$340$     time = 5 years    rate = 8%
- 5 What rate of interest is paid on a deposit of \$2000 which earns \$400 interest in 5 years?
- 6 How long will it take a principal of \$350 to earn \$56 interest at 8% per year?
- 7 A principal of \$480 earns \$108 interest in 5 years. What rate of interest was being paid?
- 8 A principal of \$750 becomes a total of \$1320 in 8 years. What rate of interest was being paid?
- 9 \$1500 is invested for 6 years at 3.5% per year. What is the interest earned?
- 10 \$500 is invested for 11 years and becomes \$830 in total. What rate of interest was being paid?

## Compound interest

**Compound interest** means that interest is paid not only on the principal amount, but also on the interest itself: it is compounded (or added to). This sounds complicated but the example below will make it clearer.


e.g. A builder is going to build six houses on a plot of land in Spain. He borrows €500 000 at 10% compound interest per annum and will pay the loan off in full after three years.

10% of €500 000 is €50 000, therefore at the end of the first year he will owe a total of €550 000 as shown:

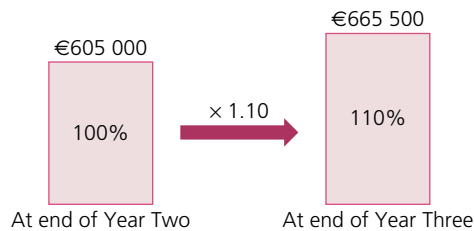


An increase of 10% is the same as multiplying by 1.10.

For the second year, the amount he owes increases again by 10%, but this is calculated by adding 10% to the amount he owed at the end of the first year, i.e. 10% of €550 000. This can be represented using this diagram:



For the third year, the amount he owes increases again by 10%. This is calculated by adding 10% to the amount he owed at the end of the second year, i.e. 10% of €605 000 as shown:



Therefore, the compound interest he has to pay at the end of three years is €665 500 – €500 000 = €165 500.

By looking at the diagrams above it can be seen that the principal amount has in effect been multiplied by 1.10 three times (this is the same as multiplying by  $1.10^3$ ), i.e. €500 000  $\times 1.10^3 = €665 500$ .

The time taken for a debt to grow at compound interest can be calculated as shown in the next example.

### Worked example

How long will it take for a debt to double at a compound interest rate of 27% per annum?

An interest rate of 27% implies a multiplier of 1.27.

The effect of applying this multiplier to a principal amount  $P$  is shown in the table:

Time (years)	0	1	2	3
Debt	$P$	$1.27P$	$1.27^2P = 1.61P$	$1.27^3P = 2.05P$

$\times 1.27$        $\times 1.27$        $\times 1.27$

The debt will have more than doubled after 3 years.

Compound interest is an example of a geometric sequence and therefore of **exponential** growth.

The interest is usually calculated annually, but there can be other time periods. Compound interest can be charged yearly, half-yearly, quarterly, monthly or daily. (In theory any time period can be chosen.)

### → Worked examples

- a** Find the compound interest paid on a loan of \$600 for 3 years at an annual percentage rate (APR) of 5%.

An increase of 5% is equivalent to a multiplier of 1.05.

Therefore 3 years at 5% is calculated as  $600 \times 1.05^3 = 694.58$  (2 d.p.).

The total payment is \$694.58, so the interest paid is  $\$694.58 - \$600 = \$94.58$ .

- b** Find the compound interest when \$3000 is invested for 18 months at an APR of 8.5% if the interest is calculated every 6 months.

Note: The interest for each time period of 6 months is  $\frac{8.5}{2}\% = 4.25\%$ .

There will be 3 time periods of 6 months each.

An increase of 4.25% is equivalent to a multiplier of 1.0425.

Therefore the total amount is  $3000 \times 1.0425^3 = 3398.99$ .

The interest earned is  $\$3398.99 - \$3000 = \$398.99$ .

There is a formula for calculating the compound interest. It is written as:

$$I = P\left(1 + \frac{r}{100}\right)^n - P$$

Where  $I$  = compound interest

$P$  = the principal (amount originally borrowed)

$r$  = interest rate

$n$  = number of years

For the example of the builder earlier in this section,  $P = 500\,000$  euros,  $r = 10\%$  and  $n = 3$ .

Therefore  $I = 500\,000\left(1 + \frac{10}{100}\right)^3 - 500\,000 = 165\,500$  euros.

### Exercise 8.6

Using the formula for compound interest or otherwise, calculate the following:

- 1 A shipping company borrows \$70 million at 5% p.a. compound interest to build a new cruise ship. If it repays the debt after 3 years, how much interest will the company pay?
- 2 A woman borrows \$100 000 for home improvements. The compound interest rate is 15% p.a. and she repays it in full after 3 years. How much interest will she pay?

- 3 A man owes \$5000 on his credit cards. The APR is 20%. If he doesn't repay any of the debt, how much will he owe after 4 years?
- 4 A school increases its intake by 10% each year. If it starts with 1000 students, how many will it have at the beginning of the fourth year of expansion?
- 5 8 million tonnes of fish were caught in the North Sea in 2012. If the catch is reduced by 20% each year for 4 years, what weight is caught at the end of this time?
- 6 How many years will it take for a debt to double at 42% p.a. compound interest?
- 7 How many years will it take for a debt to double at 15% p.a. compound interest?
- 8 A car loses value at a rate of 27% each year. How long will it take for its value to halve?

### ? Student assessment 1

- 1 A visitor from Hong Kong receives 13.5 Pakistani rupees for each Hong Kong dollar.
  - a How many Pakistani rupees would he get for HK\$240?
  - b How many Hong Kong dollars does it cost for 1 thousand rupees?
- 2 Below is a currency conversion table showing the amount of foreign currency received for 1 euro.
 

<b>New Zealand</b>	1.60 dollars (NZ\$)
<b>Brazil</b>	3.70 reals

  - a How many euros does it cost for NZ\$1000?
  - b How many euros does it cost for 500 Brazilian reals?
- 3 A girl works in a shop on Saturdays for 8.5 hours. She is paid \$3.60 per hour. What is her gross pay for 4 weeks' work?
- 4 A potter makes cups and saucers in a factory. He is paid \$1.44 per batch of cups and \$1.20 per batch of saucers. What is his gross pay if he makes 9 batches of cups and 11 batches of saucers in one day?
- 5 Calculate the missing numbers from the simple interest table below:

Principal (\$)	Rate (%)	Time (years)	Interest (\$)
300	6	4	<b>a</b>
250	<b>b</b>	3	60
480	5	<b>c</b>	96
650	<b>d</b>	8	390
<b>e</b>	3.75	4	187.50

- 6 A family house was bought for \$48 000 twelve years ago. It is now valued at \$120 000. What is the average annual increase in the value of the house?
- 7 An electrician bought five broken washing machines for \$550. He repaired them and sold them for \$143 each. What was his percentage profit?

### ? Student assessment 2

- 1 Find the simple interest paid on the following principal sums  $P$ , deposited in a savings account for  $t$  years at a fixed rate of interest of  $r\%$ :
- a  $P = \$550$        $t = 5$  years       $r = 3\%$   
b  $P = \$8000$        $t = 10$  years       $r = 6\%$   
c  $P = \$12500$        $t = 7$  years       $r = 2.5\%$
- 2 A sum of \$25 000 is deposited in a bank. After 8 years, the simple interest gained was \$7000. Calculate the annual rate of interest on the account assuming it remained constant over the 8 years.
- 3 A bank lends a business \$250 000. The annual rate of interest is 8.4%. When paying back the loan, the business pays an amount of \$105 000 in simple interest. Calculate the number of years the business took out the loan for.
- 4 Find the compound interest paid on the following principal sums  $P$ , deposited in a savings account for  $n$  years at a fixed rate of interest of  $r\%$ :
- a  $P = \$400$        $n = 2$  years       $r = 3\%$   
b  $P = \$5000$        $n = 8$  years       $r = 6\%$   
c  $P = \$18000$        $n = 10$  years       $r = 4.5\%$
- 5 A car is bought for \$12 500. Its value depreciates by 15% per year.
- a Calculate its value after:
- i 1 year      ii 2 years
- b After how many years will the car be worth less than \$1000?

# 9

## Time

Times may be given in terms of the 12-hour clock. We tend to say, 'I get up at seven o'clock in the morning, play football at half past two in the afternoon, and go to bed before eleven o'clock'.

These times can be written as 7 a.m., 2.30 p.m. and 11 p.m.

In order to save confusion, most timetables are written using the 24-hour clock.

7 a.m. is written as 0700

2.30 p.m. is written as 1430

11.00 p.m. is written as 2300

### → Worked example

A train covers the 480 km journey from Paris to Lyon at an average speed of 100 km/h. If the train leaves Paris at 0835, when does it arrive in Lyon?

$$\text{Time taken} = \frac{\text{distance}}{\text{speed}}$$

Paris to Lyon =  $\frac{480}{100}$  hours, that is, 4.8 hours.

4.8 hours is 4 hours and  $(0.8 \times 60)$  minutes, that is, 4 hours and 48 minutes.  
Departure 0835; arrival 0835 + 0448

Arrival time is 1323.

### Exercise 9.1

- 1 A journey to work takes a woman three quarters of an hour. If she catches the bus at 0755, when does she arrive?
- 2 The same woman catches a bus home each evening. The journey takes 55 minutes. If she catches the bus at 1750, when does she arrive?
- 3 A boy cycles to school each day. His journey takes 70 minutes. When will he arrive if he leaves home at 0715?
- 4 Find the time in hours and minutes for the following journeys of the given distance at the average speed stated:  
a 230 km at 100 km/h                      b 70 km at 50 km/h
- 5 Grand Prix racing cars cover a 120 km race at the following average speeds. How long do the first five cars take to complete the race?  
Answer in minutes and seconds.

First 240 km/h

Second 220 km/h

Third 210 km/h

Fourth 205 km/h

Fifth 200 km/h

*Exercise 9.1 (cont)*

- 6 A train covers the 1500 km distance from Amsterdam to Barcelona at an average speed of 90 km/h. If the train leaves Amsterdam at 9.30 a.m. on Tuesday, when does it arrive in Barcelona?
- 7 A plane takes off at 1625 for the 3200 km journey from Moscow to Athens. If the plane flies at an average speed of 600 km/h, when will it land in Athens?
- 8 A plane leaves London for Boston, a distance of 5200 km, at 0945. The plane travels at an average speed of 800 km/h. If Boston time is five hours behind British time, what is the time in Boston when the aircraft lands?

**? Student assessment 1**

- 1 A journey to school takes a girl 25 minutes. What time does she arrive if she leaves home at 0838?
- 2 A car travels 295 km at 50 km/h. How long does the journey take? Give your answer in hours and minutes.
- 3 A bus leaves Deltaville at 1132. It travels at an average speed of 42 km/h. If it arrives in Eastwich at 1242, what is the distance between the two towns?
- 4 A plane leaves Betatown at 1758 and arrives at Fleckley at 0503 the following morning. How long does the journey take? Give your answer in hours and minutes.

**? Student assessment 2**

- 1 A journey to school takes a boy 22 minutes. What is the latest time he can leave home if he must be at school at 0840?
- 2 A plane travels 270 km at 120 km/h. How long does the journey take? Give your answer in hours and minutes.
- 3 A train leaves Alphaville at 1327. It travels at an average speed of 56 km/h. If it arrives in Eastwich at 1612, what is the distance between the two towns?
- 4 A car leaves Gramton at 1639. It travels a distance of 315 km and arrives at Halfield at 2009.
  - a How long does the journey take?
  - b What is the car's average speed?

# 10

## Set notation and Venn diagrams

### Sets

A **set** is a well-defined group of objects or symbols. The objects or symbols are called the **elements** of the set. If an element  $e$  belongs to a set  $S$ , this is represented as  $e \in S$ . If  $e$  does not belong to set  $S$  this is represented as  $e \notin S$ .

### → Worked examples

- a** A particular set consists of the following elements:  
{South Africa, Namibia, Egypt, Angola, ...}
- i** Describe the set.
- The elements of the set are countries of Africa.
- ii** Add another two elements to the set.
- e.g. Zimbabwe, Ghana
- iii** Is the set finite or infinite?
- Finite. There is a finite number of countries in Africa.
- b** Consider the set  $A = \{x: x \text{ is a natural number}\}$
- i** Describe the set.
- The elements of the set are the natural numbers.
- ii** Write down two elements of the set.
- e.g. 3 and 15
- c** Consider the set  $B = \{(x, y): y = 2x - 4\}$
- i** Describe the set.
- The elements of the set are the coordinates of points found on the straight line with equation  $y = 2x - 4$ .
- ii** Write down two elements of the set.
- e.g.  $(0, -4)$  and  $(10, 16)$
- d** Consider the set  $C = \{x: 2 \leq x \leq 8\}$
- i** Describe the set.
- The elements of the set include any number between 2 and 8 inclusive.
- ii** Write down two elements of the set.
- e.g. 5 and 6.3

Exercise 10.1

- 1 In the following questions:
  - i describe the set in words,
  - ii write down another two elements of the set.
    - a {Asia, Africa, Europe, ...}
    - b {2, 4, 6, 8, ...}
    - c {Sunday, Monday, Tuesday, ...}
    - d {January, March, July, ...}
    - e {1, 3, 6, 10, ...}
    - f {Mehmet, Michael, Mustapha, Matthew, ...}
    - g {11, 13, 17, 19, ...}
    - h {a, e, i, ...}
    - i {Earth, Mars, Venus, ...}
    - j  $A = \{x: 3 \leq x \leq 12\}$
    - k  $S = \{y: -5 \leq y \leq 5\}$

- 2 The number of elements in a set  $A$  is written as  $n(A)$ .  
Give the value of  $n(A)$  for the finite sets in questions 1. a–k above.

## Subsets

If all the elements of one set  $X$  are also elements of another set  $Y$ , then  $X$  is said to be a **subset** of  $Y$ .

This is written as  $X \subseteq Y$ .

If a set  $A$  is empty (i.e. it has no elements in it), then this is called the **empty set** and it is represented by the symbol  $\emptyset$ . Therefore  $A = \emptyset$ . The empty set is a subset of all sets.

e.g. Three girls, Winnie, Natalie and Emma, form a set  $A$

$$A = \{\text{Winnie, Natalie, Emma}\}$$

All the possible subsets of  $A$  are given below:

$$B = \{\text{Winnie, Natalie, Emma}\}$$

$$C = \{\text{Winnie, Natalie}\}$$

$$D = \{\text{Winnie, Emma}\}$$

$$E = \{\text{Natalie, Emma}\}$$

$$F = \{\text{Winnie}\}$$

$$G = \{\text{Natalie}\}$$

$$H = \{\text{Emma}\}$$

$$I = \emptyset$$

Note that the sets  $B$  and  $I$  above are considered as subsets of  $A$ .

i.e.  $B \subseteq A$  and  $I \subseteq A$

However, sets  $C, D, E, F, G$  and  $H$  are considered **proper subsets** of  $A$ . This distinction of subset is shown in the notation below.

$$C \subset A \text{ and } D \subset A \text{ etc.}$$

Similarly,  $G \not\subseteq H$  implies that  $G$  is not a subset of  $H$

$G \subsetneq H$  implies that  $G$  is not a proper subset of  $H$

### → Worked example

$$A = \{1, 2, 3, 4, 5, 6, 7, 8, 9, 10\}$$

a List subset  $B$  {even numbers}.

$$B = \{2, 4, 6, 8, 10\}$$

b List subset  $C$  {prime numbers}.

$$C = \{2, 3, 5, 7\}$$

### Exercise 10.2

1  $P = \{\text{whole numbers less than } 30\}$

- List the subset  $Q$  {even numbers}.
- List the subset  $R$  {odd numbers}.
- List the subset  $S$  {prime numbers}.
- List the subset  $T$  {square numbers}.
- List the subset  $U$  {triangle numbers}.

2  $A = \{\text{whole numbers between } 50 \text{ and } 70\}$

- List the subset  $B$  {multiples of 5}.
- List the subset  $C$  {multiples of 3}.
- List the subset  $D$  {square numbers}.

3  $J = \{p, q, r\}$

- List all the subsets of  $J$ .
- List all the proper subsets of  $J$ .

4 State whether each of the following statements is true or false:

- $\{\text{Algeria, Mozambique}\} \subseteq \{\text{countries in Africa}\}$
- $\{\text{mango, banana}\} \subseteq \{\text{fruit}\}$
- $\{1, 2, 3, 4\} \subseteq \{1, 2, 3, 4\}$
- $\{1, 2, 3, 4\} \subset \{1, 2, 3, 4\}$
- $\{\text{volleyball, basketball}\} \not\subseteq \{\text{team sport}\}$
- $\{4, 6, 8, 10\} \not\subset \{4, 6, 8, 10\}$
- $\{\text{potatoes, carrots}\} \subseteq \{\text{vegetables}\}$
- $\{12, 13, 14, 15\} \not\subset \{\text{whole numbers}\}$

## The universal set

The **universal set** ( $\mathcal{E}$ ) for any particular problem is the set which contains all the possible elements for that problem.

The **complement** of a set  $A$  is the set of elements which are in  $\mathcal{E}$  but not in  $A$ . The complement of  $A$  is identified as  $A'$ . Notice that  $\mathcal{E}' = \emptyset$  and  $\emptyset' = \mathcal{E}$ .

→ Worked examples

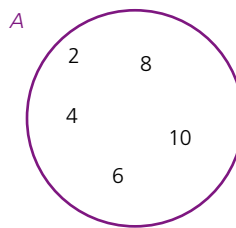
- a If  $\mathcal{E} = \{1, 2, 3, 4, 5, 6, 7, 8, 9, 10\}$  and  $A = \{1, 2, 3, 4, 5\}$  what set is represented by  $A'$ ?
- $A'$  consists of those elements in  $\mathcal{E}$  which are not in  $A$ .
- Therefore  $A' = \{6, 7, 8, 9, 10\}$ .
- b If  $\mathcal{E} = \{\text{all 3D shapes}\}$  and  $P = \{\text{prisms}\}$  what set is represented by  $P'$ ?
- $P' = \{\text{all 3D shapes except prisms}\}$ .

## Set notation and Venn diagrams

**Venn diagrams** are the principal way of showing sets diagrammatically. The method consists primarily of entering the elements of a set into a circle or circles.

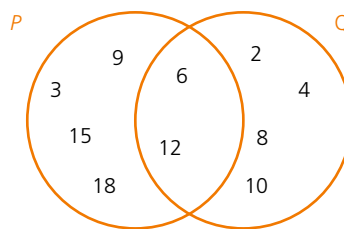
Some examples of the uses of Venn diagrams are shown.

$A = \{2, 4, 6, 8, 10\}$  can be represented as:



Elements which are in more than one set can also be represented using a Venn diagram.

$P = \{3, 6, 9, 12, 15, 18\}$  and  $Q = \{2, 4, 6, 8, 10, 12\}$  can be represented as:

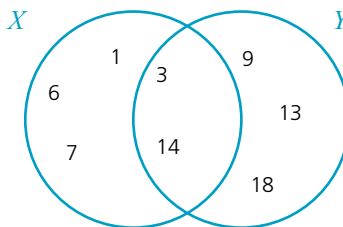


In the diagram above, it can be seen that those elements which belong to both sets are placed in the region of overlap of the two circles.

When two sets  $P$  and  $Q$  overlap as they do above, the notation  $P \cap Q$  is used to denote the set of elements in the **intersection**, i.e.  $P \cap Q = \{6, 12\}$ .

Note that  $6 \in P \cap Q$ ;  $8 \notin P \cap Q$ .

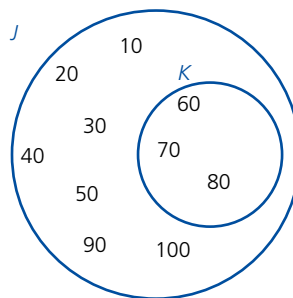
$X = \{1, 3, 6, 7, 14\}$  and  $Y = \{3, 9, 13, 14, 18\}$  are represented as:



The **union** of two sets is everything which belongs to either or both sets and is represented by the symbol  $\cup$ .

Therefore in the example above  $X \cup Y = \{1, 3, 6, 7, 9, 13, 14, 18\}$ .

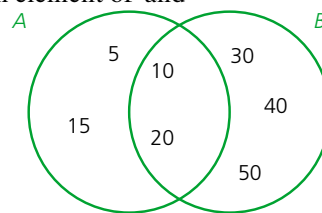
$J = \{10, 20, 30, 40, 50, 60, 70, 80, 90, 100\}$  and  $K = \{60, 70, 80\}$ ; as discussed earlier,  $K \subset J$  can be represented as shown below:



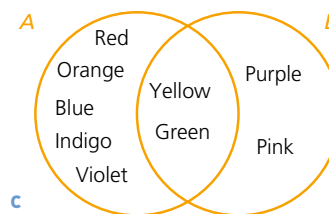
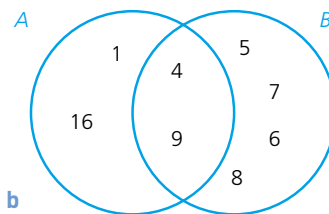
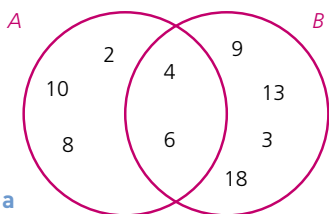
*Exercise 10.3*

1 Using the Venn diagram (right), indicate whether the following statements are true or false.  $\in$  means 'is an element of' and  $\notin$  means 'is not an element of'.

- a  $5 \in A$
- b  $20 \in B$
- c  $20 \notin A$
- d  $50 \in A$
- e  $50 \notin B$
- f  $A \cap B = \{10, 20\}$



2 Complete the statement  $A \cap B = \{\dots\}$  for each of the Venn diagrams below.

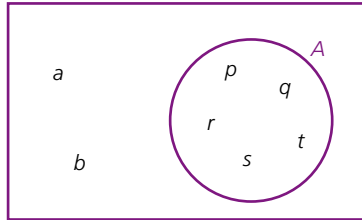


## 10 SET NOTATION AND VENN DIAGRAMS

### Exercise 10.3 (cont)

3 Complete the statement  $A \cup B = \{\dots\}$  for each of the Venn diagrams in question 2 above.

4  $\mathcal{E}$

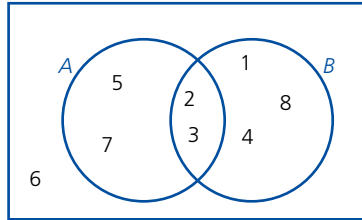


Copy and complete the following statements:

**a**  $\mathcal{E} = \{\dots\}$

**b**  $A' = \{\dots\}$

5  $\mathcal{E}$



Copy and complete the following statements:

**a**  $\mathcal{E} = \{\dots\}$

**b**  $A' = \{\dots\}$

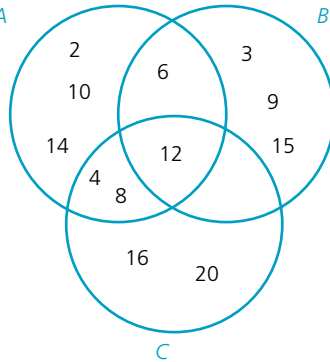
**c**  $A \cap B = \{\dots\}$

**d**  $A \cup B = \{\dots\}$

**e**  $(A \cap B)' = \{\dots\}$

**f**  $A \cap B' = \{\dots\}$

6  $A$



**a** Describe in words the elements of:

**i** set  $A$

**ii** set  $B$

**iii** set  $C$

**b** Copy and complete the following statements:

**i**  $A \cap B = \{\dots\}$

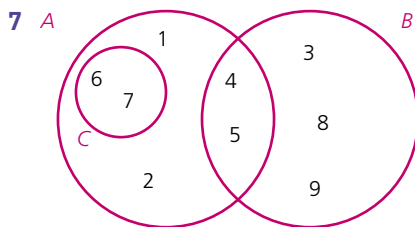
**ii**  $A \cap C = \{\dots\}$

**iii**  $B \cap C = \{\dots\}$

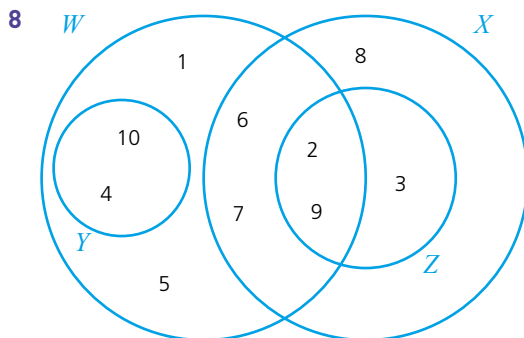
**iv**  $A \cap B \cap C = \{\dots\}$

**v**  $A \cup B = \{\dots\}$

**vi**  $C \cup B = \{\dots\}$



- a Copy and complete the following statements:
- |                           |                          |                              |
|---------------------------|--------------------------|------------------------------|
| i $A = \{\dots\}$         | ii $B = \{\dots\}$       | iii $C' = \{\dots\}$         |
| iv $A \cap B = \{\dots\}$ | v $A \cup B = \{\dots\}$ | vi $(A \cap B)' = \{\dots\}$ |
- b State, using set notation, the relationship between C and A.



- a Copy and complete the following statements:
- |                           |                          |                           |
|---------------------------|--------------------------|---------------------------|
| i $W = \{\dots\}$         | ii $X = \{\dots\}$       | iii $Z' = \{\dots\}$      |
| iv $W \cap Z = \{\dots\}$ | v $W \cap X = \{\dots\}$ | vi $Y \cap Z = \{\dots\}$ |
- b Which of the named sets is a subset of X?

Exercise 10.4

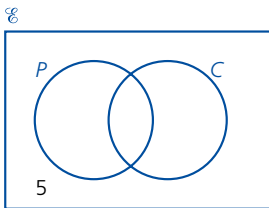
- 1  $A = \{\text{Egypt, Libya, Morocco, Chad}\}$   
 $B = \{\text{Iran, Iraq, Turkey, Egypt}\}$
- a Draw a Venn diagram to illustrate the above information.
- b Copy and complete the following statements:
- |                          |                           |
|--------------------------|---------------------------|
| i $A \cap B = \{\dots\}$ | ii $A \cup B = \{\dots\}$ |
|--------------------------|---------------------------|
- 2  $P = \{2, 3, 5, 7, 11, 13, 17\}$   
 $Q = \{11, 13, 15, 17, 19\}$
- a Draw a Venn diagram to illustrate the above information.
- b Copy and complete the following statements:
- |                          |                           |
|--------------------------|---------------------------|
| i $P \cap Q = \{\dots\}$ | ii $P \cup Q = \{\dots\}$ |
|--------------------------|---------------------------|
- 3  $B = \{2, 4, 6, 8, 10\}$   
 $A \cup B = \{1, 2, 3, 4, 6, 8, 10\}$   
 $A \cap B = \{2, 4\}$
- Represent the above information on a Venn diagram.

Exercise 10.4 (cont)

- 4  $X = \{a, c, d, e, f, g, l\}$   
 $Y = \{b, c, d, e, h, i, k, l, m\}$   
 $Z = \{c, f, i, j, m\}$   
 Represent the above information on a Venn diagram.
- 5  $P = \{1, 4, 7, 9, 11, 15\}$   
 $Q = \{5, 10, 15\}$   
 $R = \{1, 4, 9\}$   
 Represent the above information on a Venn diagram.

Problems involving sets

Worked example



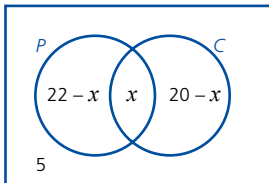
In a class of 31 students, some study Physics and some study Chemistry. If 22 study Physics, 20 study Chemistry and 5 study neither, calculate the number of students who take both subjects.

The information given above can be entered in a Venn diagram in stages.

The students taking neither Physics nor Chemistry can be put in first (as shown left).

This leaves 26 students to be entered into the set circles.

If  $x$  students take both subjects then



$$n(P) = 22 - x + x$$

$$n(C) = 20 - x + x$$

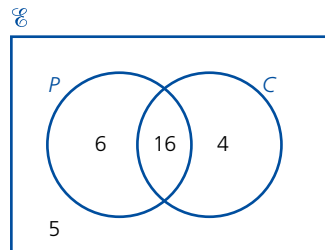
$$P \cup C = 31 - 5 = 26$$

$$\text{Therefore } 22 - x + x + 20 - x = 26$$

$$42 - x = 26$$

$$x = 16$$

Substituting the value of  $x$  into the Venn diagram gives:



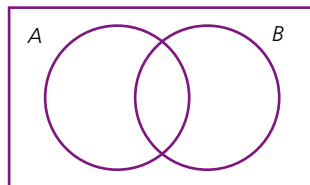
Therefore the number of students taking both Physics and Chemistry is 16.

## Exercise 10.5

- 1 In a class of 35 students, 19 take Spanish, 18 take French and 3 take neither. Calculate how many take:
  - a both French and Spanish,
  - b just Spanish,
  - c just French.
- 2 In a year group of 108 students, 60 liked football, 53 liked tennis and 10 liked neither. Calculate the number of students who liked football but not tennis.
- 3 In a year group of 113 students, 60 liked hockey, 45 liked rugby and 18 liked neither. Calculate the number of students who:
  - a liked both hockey and rugby,
  - b liked only hockey.
- 4 One year, 37 students sat an examination in Physics, 48 sat Chemistry and 45 sat Biology. 15 students sat Physics and Chemistry, 13 sat Chemistry and Biology, 7 sat Physics and Biology and 5 students sat all three.
  - a Draw a Venn diagram to represent this information.
  - b Calculate  $n(P \cup C \cup B)$ .

### ? Student assessment 1

- 1 Describe the following sets in words:
  - a  $\{2, 4, 6, 8\}$
  - b  $\{2, 4, 6, 8, \dots\}$
  - c  $\{1, 4, 9, 16, 25, \dots\}$
  - d  $\{\text{Arctic, Atlantic, Indian, Pacific}\}$
- 2 Calculate the value of  $n(A)$  for each of the sets shown below:
  - a  $A = \{\text{days of the week}\}$
  - b  $A = \{\text{prime numbers between 50 and 60}\}$
  - c  $A = \{x: x \text{ is an integer and } 5 \leq x \leq 10\}$
  - d  $A = \{\text{days in a leap year}\}$
- 3 Copy out the Venn diagram (below) twice.
  - a On one copy, shade and label the region which represents  $A \cap B$ .
  - b On the other copy, shade and label the region which represents  $A \cup B$ .



- 4 If  $A = \{a, b\}$ , list all the subsets of  $A$ .
- 5 If  $\mathcal{E} = \{m, a, t, h, s\}$  and  $A = \{a, s\}$ , what set is represented by  $A'$ ?

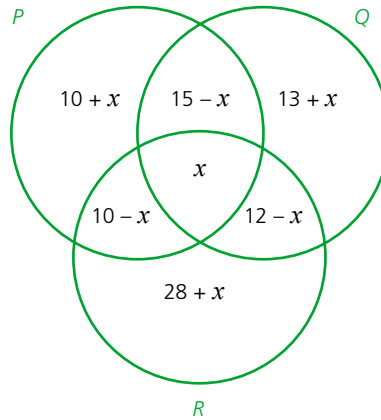
### ? Student assessment 2

- 1 If  $A = \{2, 4, 6, 8\}$ , write all the proper subsets of  $A$  with two or more elements.
- 2  $J = \{\text{London, Paris, Rome, Washington, Canberra, Ankara, Cairo}\}$   
 $K = \{\text{Cairo, Nairobi, Pretoria, Ankara}\}$ 
  - a Draw a Venn diagram to represent the above information.
  - b Copy and complete the statement  $J \cap K = \{\dots\}$ .
  - c Copy and complete the statement  $J' \cap K = \{\dots\}$ .
- 3  $M = \{x: x \text{ is an integer and } 2 \leq x \leq 20\}$   
 $N = \{\text{prime numbers less than } 30\}$ 
  - a Draw a Venn diagram to illustrate the information above.
  - b Copy and complete the statement  $M \cap N = \{\dots\}$ .
  - c Copy and complete the statement  $(M \cap N)' = \{\dots\}$ .
- 4  $\mathcal{E} = \{\text{natural numbers}\}$ ,  $M = \{\text{even numbers}\}$  and  $N = \{\text{multiples of } 5\}$ .
  - a Draw a Venn diagram and place the numbers 1, 2, 3, 4, 5, 6, 7, 8, 9, 10 in the appropriate places in it.
  - b If  $X = M \cap N$ , describe set  $X$  in words.
- 5 In a region of mixed farming, farms keep goats, cattle or sheep. There are 77 farms altogether. 19 farms keep only goats, 8 keep only cattle and 13 keep only sheep. 13 keep both goats and cattle, 28 keep both cattle and sheep and 8 keep both goats and sheep.
  - a Draw a Venn diagram to show the above information.
  - b Calculate  $n(G \cap C \cap S)$ .

### ? Student assessment 3

- 1  $M = \{a, e, i, o, u\}$ 
  - a How many subsets are there of  $M$ ?
  - b List the subsets of  $M$  with four or more elements.
- 2  $X = \{\text{lion, tiger, cheetah, leopard, puma, jaguar, cat}\}$   
 $Y = \{\text{elephant, lion, zebra, cheetah, gazelle}\}$   
 $Z = \{\text{anaconda, jaguar, tarantula, mosquito}\}$ 
  - a Draw a Venn diagram to represent the above information.
  - b Copy and complete the statement  $X \cap Y = \{\dots\}$ .
  - c Copy and complete the statement  $Y \cap Z = \{\dots\}$ .
  - d Copy and complete the statement  $X \cap Y \cap Z = \{\dots\}$ .
- 3 A group of 40 people were asked whether they like cricket (C) and football (F). The number liking both cricket and football was three times the number liking only cricket. Adding 3 to the number liking only cricket and doubling the answer equals the number of people liking only football. Four said they did not like sport at all.
  - a Draw a Venn diagram to represent this information.
  - b Calculate  $n(C \cap F)$ .
  - c Calculate  $n(C \cap F')$ .
  - d Calculate  $n(C' \cap F)$ .

- 4 The Venn diagram below shows the number of elements in three sets  $P$ ,  $Q$  and  $R$ .



If  $n(P \cup Q \cup R) = 93$  calculate:

- |                        |                        |                         |
|------------------------|------------------------|-------------------------|
| <b>a</b> $x$           | <b>b</b> $n(P)$        | <b>c</b> $n(Q)$         |
| <b>d</b> $n(R)$        | <b>e</b> $n(P \cap Q)$ | <b>f</b> $n(Q \cap R)$  |
| <b>g</b> $n(P \cap R)$ | <b>h</b> $n(R \cup Q)$ | <b>i</b> $n(P \cap Q)'$ |


# Mathematical investigations and ICT

Investigations are an important part of mathematical learning. All mathematical discoveries stem from an idea that a mathematician has and then investigates.

Sometimes when faced with a mathematical investigation, it can seem difficult to know how to start. The structure and example below may help you.

- 1 Read the question carefully and start with simple cases.
- 2 Draw simple diagrams to help.
- 3 Put the results from simple cases in an ordered table.
- 4 Look for a pattern in your results.
- 5 Try to find a general rule in words.
- 6 Express your rule algebraically.
- 7 Test the rule for a new example.
- 8 Check that the original question has been answered.

## → Worked example



A mystic rose is created by placing a number of points evenly spaced on the circumference of a circle. Straight lines are then drawn from each point to every other point. The diagram (left) shows a mystic rose with 20 points.

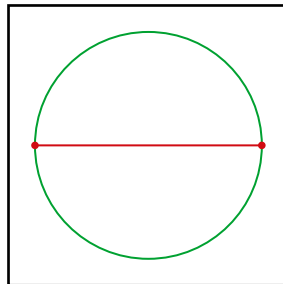
- a How many straight lines are there?
- b How many straight lines would there be on a mystic rose with 100 points?

To answer these questions, you are not expected to draw either of the shapes and count the number of lines.

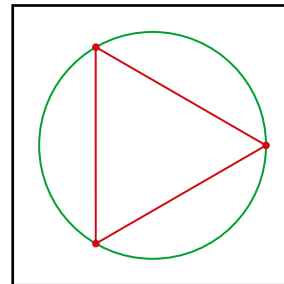
## 1/2. Try simple cases:

By drawing some simple cases and counting the lines, some results can be found:

Mystic rose with 2 points  
Number of lines = 1

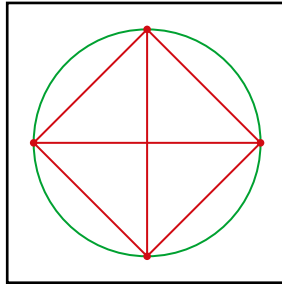


Mystic rose with 3 points  
Number of lines = 3



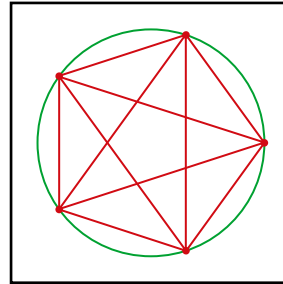
Mystic rose with 4 points

Number of lines = 6



Mystic rose with 5 points

Number of lines = 10



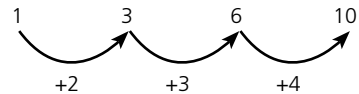
### 3. Enter the results in an ordered table:

Number of points	2	3	4	5
Number of lines	1	3	6	10

### 4/5. Look for a pattern in the results:

There are two patterns.

The first shows how the values change.



It can be seen that the difference between successive **terms** is increasing by one each time.

The problem with this pattern is that to find the 20th and 100th terms, it would be necessary to continue this pattern and find all the terms leading up to the 20th and 100th term.

The second is the relationship between the number of points and the number of lines.

Number of points	2	3	4	5
Number of lines	1	3	6	10

It is important to find a relationship that works for all values. For example, subtracting 1 from the number of points gives the number of lines in the first example only, so is not useful. However, halving the number of points and multiplying this by 1 less than the number of points works each time,

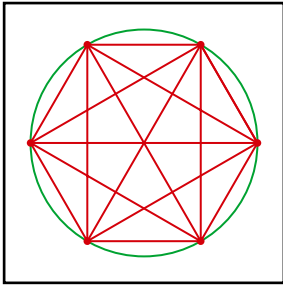
i.e. number of lines = (half the number of points) × (one less than the number of points).

### 6. Express the rule algebraically:

The rule expressed in words above can be written more elegantly using algebra. Let the number of lines be  $l$  and the number of points be  $p$ .

$$l = \frac{1}{2}p(p - 1)$$

Note: Any letters can be used to represent the number of lines and the number of points, not just  $l$  and  $p$ .



## 7. Test the rule:

The rule was derived from the original results. It can be tested by generating a further result.

If the number of points  $p = 6$ , then the number of lines  $l$  is:

$$\begin{aligned} l &= \frac{1}{2} \times 6(6 - 1) \\ &= 3 \times 5 \\ &= 15 \end{aligned}$$

From the diagram to the left, the number of lines can also be counted as 15.

## 8. Check that the original questions have been answered

Using the formula, the number of lines in a mystic rose with 20 points is:

$$\begin{aligned} l &= \frac{1}{2} \times 20(20 - 1) \\ &= 10 \times 19 \\ &= 190 \end{aligned}$$

The number of lines in a mystic rose with 100 points is:

$$\begin{aligned} l &= \frac{1}{2} \times 100(100 - 1) \\ &= 50 \times 99 \\ &= 4950 \end{aligned}$$

## Primes and squares

13, 41 and 73 are prime numbers.

Two different square numbers can be added together to make these prime numbers, e.g.  $3^2 + 8^2 = 73$ .

- 1 Find the two square numbers that can be added to make 13 and 41.
- 2 List the prime numbers less than 100.
- 3 Which of the prime numbers less than 100 can be shown to be the sum of two different square numbers?
- 4 Is there a rule to the numbers in question 3?
- 5 Your rule is a predictive rule not a formula. Discuss the difference.

## Football leagues

There are 18 teams in a football league.

- 1 If each team plays the other teams twice, once at home and once away, then how many matches are played in a season?
- 2 If there are  $t$  teams in a league, how many matches are played in a season?

## ICT activity 1

In this activity, you will be using a spreadsheet to track the price of a company's shares over a period of time.

- 1 a Using the internet or a newspaper as a resource, find the value of a particular company's shares.
- b Over a period of a month (or week), record the value of the company's shares. This should be carried out on a daily basis.
- 2 When you have collected all the results, enter them into a spreadsheet similar to the one shown on the left.
- 3 In column C, enter formulae that will calculate the value of the shares as a percentage of their value on day 1.
- 4 When the spreadsheet is complete, produce a graph showing how the percentage value of the share price changed over time.
- 5 Write a short report explaining the performance of the company's shares during that time.

	A	B	C
1	Company Name		
2	Day	Share Price	Percentage Value
3	1	3.26	100
4	2	3.29	
5	3	4.11	
6	4		
7	5		
8			
9			
10			
11	etc	etc	

## ICT activity 2

The following activity refers to the graphing package Autograph; however, a similar package may be used.

The velocity of a student at different parts of a 100m sprint will be analysed.

A racecourse is set out as shown below:



- 1 A student must stand at each of points A–F. The student at A runs the 100m and is timed as he runs past each of the points B–F by the students at these points, who each have a stopwatch.
- 2 In Autograph, plot a distance–time graph of the results by entering the data as pairs of coordinates, i.e. (time, distance).
- 3 Ensure that all the points are selected and draw a curve of best fit through them.
- 4 Select the curve and plot a coordinate of your choice on it. This point can now be moved along the curve using the cursor keys on the keyboard.
- 5 Draw a **tangent to the curve** through the point.
- 6 What does the gradient of the tangent represent?
- 7 At what point of the race was the student running fastest? How did you reach this answer?
- 8 Collect similar data for other students. Compare their graphs and running speeds.
- 9 Carefully analyse one of the graphs and write a brief report to the runner in which you should identify, giving reasons, the parts of the race he needs to improve on.

# TOPIC 2

## Algebra and graphs

### Contents

Chapter 11 Algebraic representation and manipulation  
(E2.1, E2.2, E2.3)

Chapter 12 Algebraic indices (E2.4)

Chapter 13 Equations and inequalities (E2.5)

Chapter 14 Linear programming (E2.6)

Chapter 15 Sequences (E2.7)

Chapter 16 Proportion (E2.8)

Chapter 17 Graphs in practical situations (E2.9, E2.11)

Chapter 18 Graphs of functions (E2.10, E2.11)

Chapter 19 Differentiation and the gradient function (E2.13)

Chapter 20 Functions (E2.12)

### Syllabus

#### E2.1

Use letters to express generalised numbers and express basic arithmetic processes algebraically.

Substitute numbers for words and letters in complicated formulae.

Construct and rearrange complicated formulae and equations.

#### E2.2

Manipulate directed numbers.

Use brackets and extract common factors.

Expand products of algebraic expressions.

Factorise where possible expressions of the form:

$$ax + bx + kay + kby$$

$$a^2x^2 - b^2y^2$$

$$a^2 + 2ab + b^2$$

$$ax^2 + bx + c$$

#### E2.3

Manipulate algebraic fractions.

Factorise and simplify rational expressions.

#### E2.4

Use and interpret positive, negative and zero indices.

Use and interpret fractional indices.

Use the rules of indices.

**E2.5**

Derive and solve simple linear equations in one unknown.  
Derive and solve simultaneous linear equations in two unknowns.

Derive and solve quadratic equations by factorisation, completing the square or by use of the formula.

Derive and solve simultaneous equations, involving one linear and one quadratic.

Derive and solve linear inequalities.

**E2.6**

Represent inequalities graphically and use this representation to solve simple linear programming problems.

**E2.7**

Continue a given number sequence.

Recognise patterns in sequences including the term-to-term rule and relationships between different sequences.

Find the  $n$ th term of sequences.

**E2.8**

Express direct and inverse proportion in algebraic terms and use this form of expression to find unknown quantities.

**E2.9**

Use function notation, e.g.  $f(x) = 3x - 5$ ,  $f: x \rightarrow 3x - 5$ , to describe simple functions.

Find inverse functions  $f^{-1}(x)$ .

Form composite functions as defined by  $gf(x) = g(f(x))$ .

**E2.10**

Interpret and use graphs in practical situations including travel graphs and conversion graphs. Draw graphs from given data.

Apply the idea of rate of change to simple kinematics involving distance–time and speed–time graphs, acceleration and deceleration.

Calculate distance travelled as area under a linear speed–time graph.

**E2.11**

Construct tables of values and draw graphs for functions of the form  $ax^n$  (and simple sums of these) and functions of the form  $b^x$ .

Solve associated equations approximately, including finding and interpreting roots by graphical methods.

Draw and interpret graphs representing exponential growth and decay problems.

Recognise, sketch and interpret graphs of functions.

**E2.12**

Estimate gradients of curves by drawing tangents.

**E2.13**

Understand the idea of a derived function.

Use the derivatives of functions of the form  $ax^n$ , and simple sums of not more than three of these.

Apply differentiation to gradients and turning points (stationary points).

Discriminate between maxima and minima by any method.

## The Persians

Abū Ja'far Muḥammad ibn Mūsā al-Khwārizmī is called the 'father of algebra'. He was born in Baghdad in 790<sub>CE</sub>. He wrote the book *Hisab al-jabr w'al-muqabala* in 830<sub>CE</sub> when Baghdad had the greatest university in the world and the greatest mathematicians studied there. He gave us the word 'algebra' and worked on quadratic equations. He also introduced the decimal system from India.

Muhammad al-Karaji was born in North Africa in what is now Morocco. He lived in the eleventh century and worked on the theory of indices. He also worked on an algebraic method of calculating square and cube roots. He may also have travelled to the University of Granada (then part of the Moorish Empire) where works of his can be found in the University library.

The poet Omar Khayyam is known for his long poem *The Rubaiyat*. He was also a fine mathematician working on the binomial theorem. He introduced the symbol 'shay', which became our 'x'.



*Al-Khwārizmī (790–850)*

# 11

## Algebraic representation and manipulation

### Expanding a bracket

When removing brackets, every term inside the bracket must be multiplied by whatever is outside the bracket.

#### → Worked examples

**a**  $3(x + 4)$   
 $= 3x + 12$

**c**  $2a(3a + 2b - 3c)$   
 $= 6a^2 + 4ab - 6ac$

**e**  $-2x^2\left(1x + 3y - \frac{1}{x}\right)$   
 $= -2x^3 - 6x^2y + 2x$

**b**  $5x(2y + 3)$   
 $= 10xy + 15x$

**d**  $-4p(2p - q + r^2)$   
 $= -8p^2 + 4pq - 4pr^2$

**f**  $\frac{-2}{x}\left(-2x + 4y + \frac{1}{x}\right)$   
 $= 4 - \frac{8y}{x} - \frac{2}{x^2}$

#### Exercise 11.1

**Expand** the following:

**1 a**  $4(x - 3)$

**c**  $-6(7x - 4y)$

**e**  $-7(2m - 3n)$

**2 a**  $3x(x - 3y)$

**c**  $4m(2m - n)$

**e**  $-4x(-x + y)$

**3 a**  $-(2x^2 - 3y^2)$

**c**  $-(-7p + 2q)$

**e**  $\frac{3}{4}(4x - 2y)$

**4 a**  $3r(4r^2 - 5s + 2t)$

**c**  $3a^2(2a - 3b)$

**e**  $m^2(m - n + nm)$

**b**  $5(2p - 4)$

**d**  $3(2a - 3b - 4c)$

**f**  $-2(8x - 3y)$

**b**  $a(a + b + c)$

**d**  $-5a(3a - 4b)$

**f**  $-8p(-3p + q)$

**b**  $-(-a + b)$

**d**  $\frac{1}{2}(6x - 8y + 4z)$

**f**  $\frac{1}{3}x(10x - 15y)$

**b**  $a^2(a + b + c)$

**d**  $pq(p + q - pq)$

**f**  $a^3(a^3 + a^2b)$

#### Exercise 11.2

**Expand and simplify** the following:

**1 a**  $3a - 2(2a + 4)$

**c**  $3(p - 4) - 4$

**e**  $6x - 3(2x - 1)$

**b**  $8x - 4(x + 5)$

**d**  $7(3m - 2n) + 8n$

**f**  $5p - 3p(p + 2)$

- 2 a  $7m(m+4) + m^2 + 2$                       b  $3(x-4) + 2(4-x)$   
 c  $6(p+3) - 4(p-1)$                       d  $5(m-8) - 4(m-7)$   
 e  $3a(a+2) - 2(a^2-1)$                       f  $7a(b-2c) - c(2a-3)$
- 3 a  $\frac{1}{2}(6x+4) + \frac{1}{3}(3x+6)$                       b  $\frac{1}{4}(2x+6y) + \frac{3}{4}(6x-4y)$   
 c  $\frac{1}{8}(6x-12y) + \frac{1}{2}(3x-2y)$                       d  $\frac{1}{5}(15x+10y) + \frac{3}{10}(5x-5y)$   
 e  $\frac{2}{3}(6x-9y) + \frac{1}{3}(9x+6y)$                       f  $\frac{x}{7}(14x-21y) - \frac{x}{2}(4x-6y)$

## Expanding a pair of brackets

When multiplying together expressions in brackets, it is necessary to multiply all the terms in one bracket by all the terms in the other bracket.

### → Worked examples

Expand the following:

a  $(x+3)(x+5)$

	$x$	$+3$	
$x$	$x^2$	$3x$	
$+5$	$5x$	$15$	

$$= x^2 + 5x + 3x + 15$$

$$= x^2 + 8x + 15$$

b  $(x+2)(x+1)$

	$x$	$+1$	
$x$	$x^2$	$x$	
$+2$	$2x$	$2$	

$$= x^2 + x + 2x + 2$$

$$= x^2 + 3x + 2$$

### Exercise 11.3

Expand the following and simplify your answer:

- 1 a  $(x+2)(x+3)$                       b  $(x+3)(x+4)$   
 c  $(x+5)(x+2)$                       d  $(x+6)(x+1)$   
 e  $(x-2)(x+3)$                       f  $(x+8)(x-3)$
- 2 a  $(x-4)(x+6)$                       b  $(x-7)(x+4)$   
 c  $(x+5)(x-7)$                       d  $(x+3)(x-5)$   
 e  $(x+1)(x-3)$                       f  $(x-7)(x+9)$
- 3 a  $(x-2)(x-3)$                       b  $(x-5)(x-2)$   
 c  $(x-4)(x-8)$                       d  $(x+3)(x+3)$   
 e  $(x-3)(x-3)$                       f  $(x-7)(x-5)$
- 4 a  $(x+3)(x-3)$                       b  $(x+7)(x-7)$   
 c  $(x-8)(x+8)$                       d  $(x+y)(x-y)$   
 e  $(a+b)(a-b)$                       f  $(p-q)(p+q)$

## Simple factorising

When factorising, the largest possible factor is removed from each of the terms and placed outside the brackets.

### → Worked examples

Factorise the following expressions:

$$\begin{aligned} \text{a } 10x + 15 \\ = 5(2x + 3) \end{aligned}$$

$$\begin{aligned} \text{c } -2q - 6p + 12 \\ = 2(-q - 3p + 6) \end{aligned}$$

$$\begin{aligned} \text{e } 6ax - 12ay - 18a^2 \\ = 6a(x - 2y - 3a) \end{aligned}$$

$$\begin{aligned} \text{b } 8p - 6q + 10r \\ = 2(4p - 3q + 5r) \end{aligned}$$

$$\begin{aligned} \text{d } 2a^2 + 3ab - 5ac \\ = a(2a + 3b - 5c) \end{aligned}$$

$$\begin{aligned} \text{f } 3b + 9ba - 6bd \\ = 3b(1 + 3a - 2d) \end{aligned}$$

### Exercise 11.4

Factorise the following:

$$\begin{aligned} 1 \text{ a } 4x - 6 \\ \text{c } 6y - 3 \\ \text{e } 3p - 3q \end{aligned}$$

$$\begin{aligned} 2 \text{ a } 3ab + 4ac - 5ad \\ \text{c } a^2 - ab \\ \text{e } abc + abd + fab \end{aligned}$$

$$\begin{aligned} 3 \text{ a } 3pqr - 9pqrs \\ \text{c } 8x^2y - 4xy^2 \\ \text{e } 12p - 36 \end{aligned}$$

$$\begin{aligned} 4 \text{ a } 18 + 12y \\ \text{c } 11x + 11xy \\ \text{e } 5pq - 10qr + 15qs \end{aligned}$$

$$\begin{aligned} 5 \text{ a } m^2 + mn \\ \text{c } pqr + qrs \\ \text{e } 3p^3 - 4p^4 \end{aligned}$$

$$\begin{aligned} 6 \text{ a } m^3 - m^2n + mn^2 \\ \text{c } 56x^2y - 28xy^2 \end{aligned}$$

$$\begin{aligned} \text{b } 18 - 12p \\ \text{d } 4a + 6b \\ \text{f } 8m + 12n + 16r \end{aligned}$$

$$\begin{aligned} \text{b } 8pq + 6pr - 4ps \\ \text{d } 4x^2 - 6xy \\ \text{f } 3m^2 + 9m \end{aligned}$$

$$\begin{aligned} \text{b } 5m^2 - 10mn \\ \text{d } 2a^2b^2 - 3b^2c^2 \\ \text{f } 42x - 54 \end{aligned}$$

$$\begin{aligned} \text{b } 14a - 21b \\ \text{d } 4s - 16t + 20r \\ \text{f } 4xy + 8y^2 \end{aligned}$$

$$\begin{aligned} \text{b } 3p^2 - 6pq \\ \text{d } ab + a^2b + ab^2 \\ \text{f } 7b^3c + b^2c^2 \end{aligned}$$

$$\begin{aligned} \text{b } 4r^3 - 6r^2 + 8r^2s \\ \text{d } 72m^2n + 36mn^2 - 18m^2n^2 \end{aligned}$$

## Substitution

### → Worked examples

Evaluate the expressions below if  $a = 3$ ,  $b = 4$ ,  $c = -5$ :

$$\begin{aligned} \text{a } 2a + 3b - c \\ &= 6 + 12 + 5 \\ &= 23 \end{aligned}$$

$$\begin{aligned} \text{b } 3a - 4b + 2c \\ &= 9 - 16 - 10 \\ &= -17 \end{aligned}$$

$$\begin{aligned} \text{c } -2a + 2b - 3c \\ &= -6 + 8 + 15 \\ &= 17 \end{aligned}$$

$$\begin{aligned} \text{d } a^2 + b^2 + c^2 \\ &= 9 + 16 + 25 \\ &= 50 \end{aligned}$$

$$\begin{aligned} \text{e } 3a(2b - 3c) \\ &= 9(8 + 15) \\ &= 9 \times 23 \\ &= 207 \end{aligned}$$

$$\begin{aligned} \text{f } -2c(-a + 2b) \\ &= 10(-3 + 8) \\ &= 10 \times 5 \\ &= 50 \end{aligned}$$

### Exercise 11.5

Evaluate the following expressions if  $p = 4$ ,  $q = -2$ ,  $r = 3$  and  $s = -5$ :

$$1 \text{ a } 2p + 4q$$

$$\text{b } 5r - 3s$$

$$\text{c } 3q - 4s$$

$$\text{d } 6p - 8q + 4s$$

$$\text{e } 3r - 3p + 5q$$

$$\text{f } -p - q + r + s$$

$$2 \text{ a } 2p - 3q - 4r + s$$

$$\text{b } 3s - 4p + r + q$$

$$\text{c } p^2 + q^2$$

$$\text{d } r^2 - s^2$$

$$\text{e } p(q - r + s)$$

$$\text{f } r(2p - 3q)$$

$$3 \text{ a } 2s(3p - 2q)$$

$$\text{b } pq + rs$$

$$\text{c } 2pr - 3rq$$

$$\text{d } q^3 - r^2$$

$$\text{e } s^3 - p^3$$

$$\text{f } r^4 - q^5$$

$$4 \text{ a } -2pqr$$

$$\text{b } -2p(q + r)$$

$$\text{c } -2rq + r$$

$$\text{d } (p + q)(r - s)$$

$$\text{e } (p + s)(r - q)$$

$$\text{f } (r + q)(p - s)$$

$$5 \text{ a } (2p + 3q)(p - q)$$

$$\text{b } (q + r)(q - r)$$

$$\text{c } q^2 - r^2$$

$$\text{d } p^2 - r^2$$

$$\text{e } (p + r)(p - r)$$

$$\text{f } (-s + p)q^2$$

## Rearrangement of formulae

In the formula  $a = 2b + c$ , 'a' is the subject. In order to make either  $b$  or  $c$  the subject, the formula has to be rearranged.

→ Worked examples

Rearrange the following formulae to make the red letter the subject:

a  $a = 2b + c$   
 $a - 2b = c$

b  $2r + p = q$   
 $p = q - 2r$

c  $ab = cd$   
 $\frac{ab}{d} = c$

d  $\frac{a}{b} = \frac{c}{d}$   
 $ad = cb$   
 $d = \frac{cb}{a}$

Exercise 11.6

In the following questions, make the letter in red the subject of the formula:

1 a  $m + n = r$   
d  $3x = 2p + q$

b  $m + n = p$   
e  $ab = cd$

c  $2m + n = 3p$   
f  $ab = cd$

2 a  $3xy = 4m$   
d  $3x + 7 = y$

b  $7pq = 5r$   
e  $5y - 9 = 3r$

c  $3x = c$   
f  $5y - 9 = 3x$

3 a  $6b = 2a - 5$   
d  $3x - 7y = 4z$

b  $6b = 2a - 5$   
e  $3x - 7y = 4z$

c  $3x - 7y = 4z$   
f  $2pr - q = 8$

4 a  $\frac{p}{4} = r$   
d  $\frac{1}{5}n = 2p$

b  $\frac{4}{p} = 3r$   
e  $p(q + r) = 2t$

c  $\frac{1}{5}n = 2p$   
f  $p(q + r) = 2t$

5 a  $3m - n = rt(p + q)$   
d  $3m - n = rt(p + q)$

b  $3m - n = rt(p + q)$   
e  $3m - n = rt(p + q)$

c  $3m - n = rt(p + q)$   
f  $3m - n = rt(p + q)$

6 a  $\frac{ab}{c} = de$   
d  $\frac{a+b}{c} = d$

b  $\frac{ab}{c} = de$   
e  $\frac{a}{c} + b = d$

c  $\frac{ab}{c} = de$   
f  $\frac{a}{c} + b = d$

Further expansion

You will have seen earlier in this chapter how to expand a pair of brackets of the form  $(x - 3)(x + 4)$ . A similar method can be used to expand a pair of brackets of the form  $(2x - 3)(3x - 6)$ .

## → Worked examples

- a Expand  $(2x - 3)(3x - 6)$ .

	$2x$	$-3$
$3x$	$6x^2$	$-9x$
$-6$	$-12x$	$18$

$$= 6x^2 - 9x - 12x + 18$$

$$= 6x^2 - 21x + 18$$

- b Expand  $(x - 1)(x + 2)(2x - 5)$

The expansion can be shown using diagrams as in example a above. To do so, it is easier to carry out the multiplication in steps.

Step 1: Expand  $(x - 1)(x + 2)$

	$x$	$-1$
$x$	$x^2$	$-x$
$+2$	$2x$	$-2$

$$= x^2 - x + 2x - 2$$

$$= x^2 + x - 2$$

Step 2: Expand  $(x^2 + x - 2)(2x - 5)$

	$x^2$	$+x$	$-2$
$2x$	$2x^3$	$2x^2$	$-4x$
$-5$	$-5x^2$	$-5x$	$10$

$$= 2x^3 + 2x^2 - 4x - 5x^2 - 5x + 10$$

$$= 2x^3 - 3x^2 - 9x + 10$$

### Exercise 11.7

Expand the following brackets, giving your answer in its simplest form:

- |                                     |                                      |
|-------------------------------------|--------------------------------------|
| <b>1 a</b> $(y + 2)(2y + 3)$        | <b>b</b> $(y + 7)(3y + 4)$           |
| <b>c</b> $(2y + 1)(y + 8)$          | <b>d</b> $(2y + 1)(2y + 2)$          |
| <b>e</b> $(3y + 4)(2y + 5)$         | <b>f</b> $(6y + 3)(3y + 1)$          |
| <b>2 a</b> $(2p - 3)(p + 8)$        | <b>b</b> $(4p - 5)(p + 7)$           |
| <b>c</b> $(3p - 4)(2p + 3)$         | <b>d</b> $(4p - 5)(3p + 7)$          |
| <b>e</b> $(6p + 2)(3p - 1)$         | <b>f</b> $(7p - 3)(4p + 8)$          |
| <b>3 a</b> $(2x - 1)(2x - 1)$       | <b>b</b> $(3x + 1)^2$                |
| <b>c</b> $(4x - 2)^2$               | <b>d</b> $(5x - 4)^2$                |
| <b>e</b> $(2x + 6)^2$               | <b>f</b> $(2x + 3)(2x - 3)$          |
| <b>4 a</b> $(3 + 2x)(3 - 2x)$       | <b>b</b> $(4x - 3)(4x + 3)$          |
| <b>c</b> $(3 + 4x)(3 - 4x)$         | <b>d</b> $(7 - 5y)(7 + 5y)$          |
| <b>e</b> $(3 + 2y)(4y - 6)$         | <b>f</b> $(7 - 5y)^2$                |
| <b>5 a</b> $(x + 3)(3x + 1)(x + 2)$ | <b>b</b> $(2x + 4)(2x + 1)(x - 2)$   |
| <b>c</b> $(-x + 1)(3x - 1)(4x + 3)$ | <b>d</b> $(-2x - 3)(-x + 1)(-x + 5)$ |
| <b>e</b> $(2x^2 - 3x + 1)(-x + 4)$  | <b>f</b> $(4x - 1)(-3x^2 - 3x - 2)$  |

## Further factorisation

### Factorisation by grouping

#### → Worked examples

Factorise the following expressions:

- a**  $6x + 3 + 2xy + y$   
 $= 3(2x + 1) + y(2x + 1)$   
 $= (3 + y)(2x + 1)$   
 Note that  $(2x + 1)$  was a common factor of both terms.
- b**  $ax + ay - bx - by$   
 $= a(x + y) - b(x + y)$   
 $= (a - b)(x + y)$
- c**  $2x^2 - 3x + 2xy - 3y$   
 $= x(2x - 3) + y(2x - 3)$   
 $= (x + y)(2x - 3)$

### Exercise 11.8

Factorise the following by grouping:

- |                                |                              |
|--------------------------------|------------------------------|
| <b>1 a</b> $ax + bx + ay + by$ | <b>b</b> $ax + bx - ay - by$ |
| <b>c</b> $3m + 3n + mx + nx$   | <b>d</b> $4m + mx + 4n + nx$ |
| <b>e</b> $3m + mx - 3n - nx$   | <b>f</b> $6x + xy + 6z + zy$ |

- 2 a  $pr - ps + qr - qs$   
 c  $pq + 3q - 4p - 12$   
 e  $rs - 2ts + rt - 2t^2$
- 3 a  $xy + 4y + x^2 + 4x$   
 c  $ab + 3a - 7b - 21$   
 e  $pq - 4p - 4q + 16$
- 4 a  $mn - 2m - 3n + 6$   
 c  $pr - 4p - 4qr + 16q$   
 e  $x^2 - 2xz - 2xy + 4yz$
- b  $pq - 4p + 3q - 12$   
 d  $rs + rt + 2ts + 2t^2$   
 f  $ab - 4cb + ac - 4c^2$
- b  $x^2 - xy - 2x + 2y$   
 d  $ab - b - a + 1$   
 f  $mn - 5m - 5n + 25$
- b  $mn - 2mr - 3rn + 6r^2$   
 d  $ab - a - bc + c$   
 f  $2a^2 + 2ab + b^2 + ab$

## Difference of two squares

On expanding

$$\begin{aligned}(x + y)(x - y) \\ &= x^2 - xy + xy - y^2 \\ &= x^2 - y^2\end{aligned}$$

The reverse is that  $x^2 - y^2$  factorises to  $(x + y)(x - y)$ .  $x^2$  and  $y^2$  are both square and therefore  $x^2 - y^2$  is known as the **difference of two squares**.

## → Worked examples

- a  $p^2 - q^2$   
 $= (p + q)(p - q)$
- b  $4a^2 - 9b^2$   
 $= (2a)^2 - (3b)^2$   
 $= (2a + 3b)(2a - 3b)$
- c  $(mn)^2 - 25k^2$   
 $= (mn)^2 - (5k)^2$   
 $= (mn + 5k)(mn - 5k)$
- d  $4x^2 - (9y)^2$   
 $= (2x)^2 - (9y)^2$   
 $= (2x + 9y)(2x - 9y)$

## Exercise 11.9

Factorise the following:

- 1 a  $a^2 - b^2$   
 d  $m^2 - 49$
- 2 a  $144 - y^2$   
 d  $1 - t^2$
- 3 a  $9x^2 - 4y^2$   
 d  $x^2 - 100y^2$
- 4 a  $m^2n^2 - 9y^2$   
 d  $p^4 - q^4$
- b  $m^2 - n^2$   
 e  $81 - x^2$
- b  $q^2 - 169$   
 e  $4x^2 - y^2$
- b  $16p^2 - 36q^2$   
 e  $(qr)^2 - 4p^2$
- b  $\frac{1}{4}x^2 - \frac{1}{9}y^2$   
 e  $4m^4 - 36y^4$
- c  $x^2 - 25$   
 f  $100 - y^2$
- c  $m^2 - 1$   
 f  $25p^2 - 64q^2$
- c  $64x^2 - y^2$   
 f  $(ab)^2 - (cd)^2$
- c  $(2x)^2 - (3y)^4$   
 f  $16x^4 - 81y^4$

## Evaluation

Once factorised, numerical expressions can be evaluated.

### → Worked examples

Evaluate the following expressions:

$$\begin{aligned} \text{a } 13^2 - 7^2 & \\ &= (13 + 7)(13 - 7) \\ &= 20 \times 6 \\ &= 120 \end{aligned}$$

$$\begin{aligned} \text{b } 6.25^2 - 3.75^2 & \\ &= (6.25 + 3.75)(6.25 - 3.75) \\ &= 10 \times 2.5 \\ &= 25 \end{aligned}$$

### Exercise 11.10

By factorising, evaluate the following:

$$\begin{aligned} \text{1 a } 8^2 - 2^2 & \\ \text{d } 17^2 - 3^2 & \end{aligned}$$

$$\begin{aligned} \text{b } 16^2 - 4^2 & \\ \text{e } 88^2 - 12^2 & \end{aligned}$$

$$\begin{aligned} \text{c } 49^2 - 1 & \\ \text{f } 96^2 - 4^2 & \end{aligned}$$

$$\begin{aligned} \text{2 a } 45^2 - 25 & \\ \text{d } 66^2 - 34^2 & \end{aligned}$$

$$\begin{aligned} \text{b } 99^2 - 1 & \\ \text{e } 999^2 - 1 & \end{aligned}$$

$$\begin{aligned} \text{c } 27^2 - 23^2 & \\ \text{f } 225 - 8^2 & \end{aligned}$$

$$\begin{aligned} \text{3 a } 8.4^2 - 1.6^2 & \\ \text{d } \left(8\frac{1}{2}\right)^2 - \left(1\frac{1}{2}\right)^2 & \end{aligned}$$

$$\begin{aligned} \text{b } 9.3^2 - 0.7^2 & \\ \text{e } \left(7\frac{3}{4}\right)^2 - \left(2\frac{1}{4}\right)^2 & \end{aligned}$$

$$\begin{aligned} \text{c } 42.8^2 - 7.2^2 & \\ \text{f } 5.25^2 - 4.75^2 & \end{aligned}$$

$$\begin{aligned} \text{4 a } 8.62^2 - 1.38^2 & \\ \text{d } 2^4 - 1 & \end{aligned}$$

$$\begin{aligned} \text{b } 0.9^2 - 0.1^2 & \\ \text{e } 1111^2 - 111^2 & \end{aligned}$$

$$\begin{aligned} \text{c } 3^4 - 2^4 & \\ \text{f } 2^8 - 25 & \end{aligned}$$

## Factorising quadratic expressions

$x^2 + 5x + 6$  is known as a quadratic expression as the highest power of any of its terms is squared – in this case  $x^2$ .

It can be factorised by writing it as a product of two brackets.

### → Worked examples

a Factorise  $x^2 + 5x + 6$ .

	$x$				
$x$	<table style="border-collapse: collapse;"> <tr> <td style="padding: 5px; border: 1px solid orange;"><math>x^2</math></td> <td style="padding: 5px; border: 1px solid orange;"></td> </tr> <tr> <td style="padding: 5px; border: 1px solid orange;"></td> <td style="padding: 5px; border: 1px solid orange;"><math>+6</math></td> </tr> </table>	$x^2$			$+6$
$x^2$					
	$+6$				

On setting up a  $2 \times 2$  grid, some of the information can immediately be entered.

As there is only one term in  $x^2$ , this can be entered, as can the constant +6. The only two values which multiply to give  $x^2$  are  $x$  and  $x$ . These too can be entered.

We now need to find two values which multiply to give +6 and which add to give +5x.

The only two values which satisfy both these conditions are +3 and +2.

Therefore  $x^2 + 5x + 6 = (x + 3)(x + 2)$

	$x$	$+3$	
$x$	$x^2$	$3x$	
$+2$	$2x$	$+6$	

**b** Factorise  $x^2 + 2x - 24$ .

	$x$		$x$	$+6$
$x$	$x^2$		$x$	$+6x$
		$-24$	$-4$	$-24$

Therefore  $x^2 + 2x - 24 = (x + 6)(x - 4)$

**c** Factorise  $2x^2 + 11x + 12$ .

	$2x$		$2x$	$+3$
$x$	$2x^2$		$x$	$3x$
		$12$	$+4$	$12$

Therefore  $2x^2 + 11x + 12 = (2x + 3)(x + 4)$

**d** Factorise  $3x^2 + 7x - 6$ .

	$3x$		$3x$	$-2$
$x$	$3x^2$		$x$	$-2x$
		$-6$	$+3$	$-6$

Therefore  $3x^2 + 7x - 6 = (3x - 2)(x + 3)$

Exercise 11.11

Factorise the following quadratic expressions:

- |     |                  |   |                   |   |                  |
|-----|------------------|---|-------------------|---|------------------|
| 1 a | $x^2 + 7x + 12$  | b | $x^2 + 8x + 12$   | c | $x^2 + 13x + 12$ |
| d   | $x^2 - 7x + 12$  | e | $x^2 - 8x + 12$   | f | $x^2 - 13x + 12$ |
| 2 a | $x^2 + 6x + 5$   | b | $x^2 + 6x + 8$    | c | $x^2 + 6x + 9$   |
| d   | $x^2 + 10x + 25$ | e | $x^2 + 22x + 121$ | f | $x^2 - 13x + 42$ |
| 3 a | $x^2 + 14x + 24$ | b | $x^2 + 11x + 24$  | c | $x^2 - 10x + 24$ |
| d   | $x^2 + 15x + 36$ | e | $x^2 + 20x + 36$  | f | $x^2 - 12x + 36$ |
| 4 a | $x^2 + 2x - 15$  | b | $x^2 - 2x - 15$   | c | $x^2 + x - 12$   |
| d   | $x^2 - x - 12$   | e | $x^2 + 4x - 12$   | f | $x^2 - 15x + 36$ |
| 5 a | $x^2 - 2x - 8$   | b | $x^2 - x - 20$    | c | $x^2 + x - 30$   |
| d   | $x^2 - x - 42$   | e | $x^2 - 2x - 63$   | f | $x^2 + 3x - 54$  |
| 6 a | $2x^2 + 3x + 1$  | b | $2x^2 + 7x + 6$   | c | $2x^2 + x - 6$   |
| d   | $2x^2 - 7x + 6$  | e | $3x^2 + 8x + 4$   | f | $3x^2 + 11x - 4$ |
| g   | $4x^2 + 12x + 9$ | h | $9x^2 - 6x + 1$   | i | $6x^2 - x - 1$   |

## Rearrangement of complex formulae

### Worked examples

Make the letters in red the subject of each formula:

a  $C = 2\pi r$   
 $\frac{C}{2\pi} = r$

b  $A = \pi r^2$   
 $\frac{A}{\pi} = r^2$   
 $\pm\sqrt{\frac{A}{\pi}} = r$

c  $x^2 + y^2 = h^2$   
 $y^2 = h^2 - x^2$

d  $f = \sqrt{\frac{x}{k}}$   
 $f^2 = \frac{x}{k}$   
 $f^2 k = x$

Note: not  $y = h - x \longrightarrow y = \pm\sqrt{h^2 - x^2}$

e  $m = 3a\sqrt{\frac{p}{x}}$   
 Square both sides  $\longrightarrow m^2 = \frac{9a^2 p}{x}$   
 $m^2 x = 9a^2 p$   
 $x = \frac{9a^2 p}{m^2}$

f  $A = \frac{y+x}{p+q^2}$   
 $A(p+q^2) = y+x$   
 $p+q^2 = \frac{y+x}{A}$   
 $q^2 = \frac{y+x}{A} - p$   
 $q = \pm\sqrt{\frac{y+x}{A} - p}$

$$\begin{aligned} \text{g } \frac{x}{4} &= \frac{a-b}{3x} \\ 3x^2 &= 4(a-b) \\ x^2 &= \frac{4(a-b)}{3} \\ x &= \pm\sqrt{\frac{4(a-b)}{3}} \end{aligned}$$

$$\begin{aligned} \text{h } \frac{a}{bx+1} &= \frac{b}{x} \\ ax &= b(bx+1) \\ ax &= b^2x+b \\ ax-b^2x &= b \\ x(a-b^2) &= b \\ x &= \frac{b}{a-b^2} \end{aligned}$$

### Exercise 11.12

In the formulae below, make  $x$  the subject:

1 a	$P = 2mx$	b	$T = 3x^2$	c	$mx^2 = y^2$
d	$x^2 + y^2 = p^2 - q^2$	e	$m^2 + x^2 = y^2 - n^2$	f	$p^2 - q^2 = 4x^2 - y^2$
2 a	$\frac{P}{Q} = rx$	b	$\frac{P}{Q} = rx^2$	c	$\frac{P}{Q} = \frac{x^2}{r}$
d	$\frac{m}{n} = \frac{1}{x^2}$	e	$\frac{r}{st} = \frac{w}{x^2}$	f	$\frac{p+q}{r} = \frac{w}{x^2}$
3 a	$\sqrt{x} = rp$	b	$\frac{mn}{p} = \sqrt{x}$	c	$g = \sqrt{\frac{k}{x}}$
d	$r = 2\pi\sqrt{\frac{x}{g}}$	e	$p^2 = \frac{4m^2r}{x}$	f	$p = 2m\sqrt{\frac{r}{x}}$

### Exercise 11.13

In the following questions, make the letter in **red** the subject of the formula:

1 a	$v = u + at$	b	$v^2 = u^2 + 2as$	c	$v^2 = u^2 + 2as$
d	$s = ut + \frac{1}{2}at^2$	e	$s = ut + \frac{1}{2}at^2$	f	$s = ut + \frac{1}{2}at^2$
2 a	$A = \pi r\sqrt{s^2 + t^2}$	b	$A = \pi r\sqrt{h^2 + r^2}$	c	$\frac{1}{f} = \frac{1}{u} + \frac{1}{v}$
d	$\frac{1}{f} = \frac{1}{u} + \frac{1}{v}$	e	$t = 2\pi\sqrt{\frac{l}{g}}$	f	$t = 2\pi\sqrt{\frac{l}{g}}$
3 a	$\frac{xt}{7} = \frac{p+2}{3x}$	b	$\sqrt{a+2} = \frac{b-3}{\sqrt{a-2}}$		

## Exercise 11.14

- 1 The **volume of a cylinder** is given by the formula  $V = \pi r^2 h$ , where  $h$  is the height of the cylinder and  $r$  is the radius.
  - a Find the volume of a cylindrical post of length 7.5 m and a diameter of 30 cm.
  - b Make  $r$  the subject of the formula.
  - c A cylinder of height 75 cm has a volume of  $6000 \text{ m}^3$ , find its radius correct to 3 s.f.
- 2 The formula  $C = \frac{5}{9}(F - 32)$  can be used to convert temperatures in degrees Fahrenheit ( $^{\circ}\text{F}$ ) into degrees Celsius ( $^{\circ}\text{C}$ ).
  - a What temperature in  $^{\circ}\text{C}$  is equivalent to  $150^{\circ}\text{F}$ ?
  - b What temperature in  $^{\circ}\text{C}$  is equivalent to  $12^{\circ}\text{F}$ ?
  - c Make  $F$  the subject of the formula.
  - d Use your rearranged formula to find what temperature in  $^{\circ}\text{F}$  is equivalent to  $160^{\circ}\text{C}$ .
- 3 The height of Mount Kilimanjaro is given as 5900 m. The formula for the time taken,  $T$  hours, to climb to a height  $H$  metres is:
 
$$T = \frac{H}{1200} + k$$
 where  $k$  is a constant.
  - a Calculate the time taken, to the nearest hour, to climb to the top of the mountain if  $k = 9.8$ .
  - b Make  $H$  the subject of the formula.
  - c How far up the mountain, to the nearest 100 m, could you expect to be after 14 hours?
- 4 The formula for the **volume  $V$  of a sphere** is given as  $V = \frac{4}{3}\pi r^3$ .
  - a Find  $V$  if  $r = 5$  cm.
  - b Make  $r$  the subject of the formula.
  - c Find the radius of a sphere of volume  $2500 \text{ m}^3$ .
- 5 The cost  $\$x$  of printing  $n$  newspapers is given by the formula  $x = 1.50 + 0.05n$ .
  - a Calculate the cost of printing 5000 newspapers.
  - b Make  $n$  the subject of the formula.
  - c How many newspapers can be printed for  $\$25$ ?

## Algebraic fractions

## Simplifying algebraic fractions

The rules for fractions involving algebraic terms are the same as those for numeric fractions. However, the actual calculations are often easier when using algebra.

→ Worked examples

a  $\frac{3}{4} \times \frac{5}{7} = \frac{15}{28}$

b  $\frac{a}{c} \times \frac{b}{d} = \frac{ab}{cd}$

c  $\frac{\cancel{x}}{4} \times \frac{5}{\cancel{b}_2} = \frac{5}{8}$

d  $\frac{\cancel{d}}{c} \times \frac{b}{2\cancel{d}} = \frac{b}{2c}$

e  $\frac{\cancel{d}b}{e\cancel{e}} \times \frac{\cancel{e}d}{f\cancel{d}} = \frac{bd}{ef}$

f  $\frac{x^5}{x^3} = \frac{\cancel{x} \times \cancel{x} \times \cancel{x} \times x \times x}{\cancel{x} \times \cancel{x} \times \cancel{x}} = x^2$

g  $\frac{2b}{5} \div \frac{b}{7} = \frac{2b}{5} \times \frac{7}{b} = \frac{14\cancel{b}}{5\cancel{b}} = \frac{14}{5} = 2.8$

Exercise 11.15

Simplify the following algebraic fractions:

1 a  $\frac{x}{y} \times \frac{p}{q}$

b  $\frac{x}{y} \times \frac{q}{x}$

c  $\frac{p}{q} \times \frac{q}{r}$

d  $\frac{ab}{c} \times \frac{d}{ab}$

e  $\frac{ab}{c} \times \frac{d}{ac}$

f  $\frac{p^2}{q^2} \times \frac{q^2}{p}$

2 a  $\frac{m^3}{m}$

b  $\frac{r^7}{r^2}$

c  $\frac{x^9}{x^3}$

d  $\frac{x^2y^4}{xy^2}$

e  $\frac{a^2b^3c^4}{ab^2c}$

f  $\frac{pq^2r^4}{p^2q^3r}$

3 a  $\frac{4ax}{2ay}$

b  $\frac{12pq^2}{3p}$

c  $\frac{15mn^2}{3mn}$

d  $\frac{24x^5y^3}{8x^2y^2}$

e  $\frac{36p^2qr}{12pqr}$

f  $\frac{16m^2n}{24m^3n^2}$

4 a  $\frac{2}{b} \times \frac{a}{3}$

b  $\frac{4}{x} \times \frac{y}{2}$

c  $\frac{8}{x} \times \frac{x}{4}$

d  $\frac{9y}{2} \times \frac{2x}{3}$

e  $\frac{12x}{7} \times \frac{7}{4x}$

f  $\frac{4x^3}{3y} \times \frac{9y^2}{2x^2}$

5 a  $\frac{2ax}{3bx} \times \frac{4by}{a}$

b  $\frac{3p^2}{2q} \times \frac{5q}{3p}$

c  $\frac{p^2q}{rs} \times \frac{pr}{q}$

d  $\frac{a^2b}{fc^2} \times \frac{cd}{bd} \times \frac{ef^2}{ca^2}$

6 a  $\frac{8x^2}{3} \div \frac{2x}{5}$

b  $\frac{3b^3}{2} \div \frac{4b^2}{3}$

Addition and subtraction of fractions

In arithmetic it is easy to add or subtract fractions with the same denominator. It is the same process when dealing with algebraic fractions.

→ Worked examples

a  $\frac{4}{11} + \frac{3}{11}$   
 $= \frac{7}{11}$

b  $\frac{a}{11} + \frac{b}{11}$   
 $= \frac{a+b}{11}$

c  $\frac{4}{x} + \frac{3}{x}$   
 $= \frac{7}{x}$

If the denominators are different, the fractions need to be changed to form fractions with the same denominator.

### → Worked examples

$$\begin{aligned} \text{a} \quad & \frac{2}{9} + \frac{1}{3} \\ & = \frac{2}{9} + \frac{3}{9} \\ & = \frac{5}{9} \end{aligned}$$

$$\begin{aligned} \text{b} \quad & \frac{a}{9} + \frac{b}{3} \\ & = \frac{a}{9} + \frac{3b}{9} \\ & = \frac{a+3b}{9} \end{aligned}$$

$$\begin{aligned} \text{c} \quad & \frac{4}{5a} + \frac{7}{10a} \\ & = \frac{8}{10a} + \frac{7}{10a} \\ & = \frac{15}{10a} \\ & = \frac{3}{2a} \end{aligned}$$

Similarly, with subtraction, the denominators need to be the same.

### → Worked examples

$$\begin{aligned} \text{a} \quad & \frac{7}{a} - \frac{1}{2a} \\ & = \frac{14}{2a} - \frac{1}{2a} \\ & = \frac{13}{2a} \end{aligned}$$

$$\begin{aligned} \text{b} \quad & \frac{p}{3} - \frac{q}{15} \\ & = \frac{5p}{15} - \frac{q}{15} \\ & = \frac{5p-q}{15} \end{aligned}$$

$$\begin{aligned} \text{c} \quad & \frac{5}{3b} - \frac{8}{9b} \\ & = \frac{15}{9b} - \frac{8}{9b} \\ & = \frac{7}{9b} \end{aligned}$$

### Exercise 11.16

Simplify the following fractions:

$$1 \quad \text{a} \quad \frac{1}{7} + \frac{3}{7}$$

$$\text{b} \quad \frac{a}{7} + \frac{b}{7}$$

$$\text{c} \quad \frac{5}{13} + \frac{6}{13}$$

$$\text{d} \quad \frac{c}{13} + \frac{d}{13}$$

$$\text{e} \quad \frac{x}{3} + \frac{y}{3} + \frac{z}{3}$$

$$\text{f} \quad \frac{p^2}{5} + \frac{q^2}{5}$$

$$2 \quad \text{a} \quad \frac{5}{11} - \frac{2}{11}$$

$$\text{b} \quad \frac{c}{11} - \frac{d}{11}$$

$$\text{c} \quad \frac{6}{a} - \frac{2}{a}$$

$$\text{d} \quad \frac{2a}{3} - \frac{5b}{3}$$

$$\text{e} \quad \frac{2x}{7} - \frac{3y}{7}$$

$$\text{f} \quad \frac{3}{4x} - \frac{5}{4x}$$

$$3 \quad \text{a} \quad \frac{5}{6} - \frac{1}{3}$$

$$\text{b} \quad \frac{5}{2a} - \frac{1}{a}$$

$$\text{c} \quad \frac{2}{3c} + \frac{1}{c}$$

$$\text{d} \quad \frac{2}{x} + \frac{3}{2x}$$

$$\text{e} \quad \frac{5}{2p} - \frac{1}{p}$$

$$\text{f} \quad \frac{1}{w} - \frac{3}{2w}$$

$$4 \quad \text{a} \quad \frac{p}{4} - \frac{q}{12}$$

$$\text{b} \quad \frac{x}{4} - \frac{y}{2}$$

$$\text{c} \quad \frac{m}{3} - \frac{n}{9}$$

$$\text{d} \quad \frac{x}{12} - \frac{y}{6}$$

$$\text{e} \quad \frac{r}{2} + \frac{m}{10}$$

$$\text{f} \quad \frac{s}{3} - \frac{t}{15}$$

$$5 \quad \text{a} \quad \frac{3x}{4} - \frac{2x}{12}$$

$$\text{b} \quad \frac{3x}{5} - \frac{2y}{15}$$

$$\text{c} \quad \frac{3m}{7} + \frac{m}{14}$$

$$\text{d} \quad \frac{4m}{3p} - \frac{3m}{9p}$$

$$\text{e} \quad \frac{4x}{3y} - \frac{5x}{6y}$$

$$\text{f} \quad \frac{3r}{7s} + \frac{2r}{14s}$$

Often one denominator is not a multiple of the other. In these cases the **lowest common multiple** of both denominators has to be found.

### → Worked examples

$$\begin{aligned} \text{a } \frac{1}{4} + \frac{1}{3} \\ &= \frac{3}{12} + \frac{4}{12} \\ &= \frac{7}{12} \end{aligned}$$

$$\begin{aligned} \text{b } \frac{1}{5} + \frac{2}{3} \\ &= \frac{3}{15} + \frac{10}{15} \\ &= \frac{13}{15} \end{aligned}$$

$$\begin{aligned} \text{c } \frac{a}{3} + \frac{b}{4} \\ &= \frac{4a}{12} + \frac{3b}{12} \\ &= \frac{4a+3b}{12} \end{aligned}$$

$$\begin{aligned} \text{d } \frac{2a}{3} + \frac{3b}{5} \\ &= \frac{10a}{15} + \frac{9b}{15} \\ &= \frac{10a+9b}{15} \end{aligned}$$

### Exercise 11.17

Simplify the following fractions:

$$1 \text{ a } \frac{a}{2} + \frac{b}{3}$$

$$\text{b } \frac{a}{3} + \frac{b}{5}$$

$$\text{c } \frac{p}{4} + \frac{q}{7}$$

$$\text{d } \frac{2a}{5} + \frac{b}{3}$$

$$\text{e } \frac{x}{4} + \frac{5y}{9}$$

$$\text{f } \frac{2x}{7} + \frac{2y}{5}$$

$$2 \text{ a } \frac{a}{2} - \frac{a}{3}$$

$$\text{b } \frac{a}{3} - \frac{a}{5}$$

$$\text{c } \frac{p}{4} + \frac{p}{7}$$

$$\text{d } \frac{2a}{5} + \frac{a}{3}$$

$$\text{e } \frac{x}{4} + \frac{5x}{9}$$

$$\text{f } \frac{2x}{7} + \frac{2x}{5}$$

$$3 \text{ a } \frac{3m}{5} - \frac{m}{2}$$

$$\text{b } \frac{3r}{5} - \frac{r}{2}$$

$$\text{c } \frac{5x}{4} - \frac{3x}{2}$$

$$\text{d } \frac{2x}{7} + \frac{3x}{4}$$

$$\text{e } \frac{11x}{2} - \frac{5x}{3}$$

$$\text{f } \frac{2p}{3} - \frac{p}{2}$$

$$4 \text{ a } p - \frac{p}{2}$$

$$\text{b } c - \frac{c}{3}$$

$$\text{c } x - \frac{x}{5}$$

$$\text{d } m - \frac{2m}{3}$$

$$\text{e } q - \frac{4q}{5}$$

$$\text{f } w - \frac{3w}{4}$$

$$5 \text{ a } 2m - \frac{m}{2}$$

$$\text{b } 3m - \frac{2m}{3}$$

$$\text{c } 2m - \frac{5m}{2}$$

$$\text{d } 4m - \frac{3m}{2}$$

$$\text{e } 2p - \frac{5p}{3}$$

$$\text{f } 6q - \frac{6q}{7}$$

$$6 \text{ a } p - \frac{p}{r}$$

$$\text{b } \frac{x}{y} + x$$

$$\text{c } m + \frac{m}{n}$$

$$\text{d } \frac{a}{b} + a$$

$$\text{e } 2x - \frac{x}{y}$$

$$\text{f } 2p - \frac{3p}{q}$$

$$7 \text{ a } \frac{a}{3} + \frac{a+4}{2}$$

$$\text{b } \frac{2b}{5} + \frac{b-4}{3}$$

$$\text{c } \frac{c+2}{4} - \frac{2-c}{2}$$

$$\text{d } \frac{2(d-3)}{7} - \frac{3(2-d)}{2}$$

## Simplifying complex algebraic fractions

With more complex algebraic fractions, the method of getting a common denominator is still required.

 Worked examples

$$\begin{aligned}
 \text{a } \frac{2}{x+1} + \frac{3}{x+2} &= \frac{2(x+2)}{(x+1)(x+2)} + \frac{3(x+1)}{(x+1)(x+2)} \\
 &= \frac{2(x+2)+3(x+1)}{(x+1)(x+2)} \\
 &= \frac{2x+4+3x+3}{(x+1)(x+2)} \\
 &= \frac{5x+7}{(x+1)(x+2)}
 \end{aligned}$$

$$\begin{aligned}
 \text{b } \frac{5}{p+3} - \frac{3}{p-5} &= \frac{5(p-5)}{(p+3)(p-5)} - \frac{3(p+3)}{(p+3)(p-5)} \\
 &= \frac{5(p-5)-3(p+3)}{(p+3)(p-5)} \\
 &= \frac{5p-25-3p-9}{(p+3)(p-5)} \\
 &= \frac{2p-34}{(p+3)(p-5)}
 \end{aligned}$$

$$\begin{aligned}
 \text{c } \frac{x^2-2x}{x^2+x-6} &= \frac{x(x-2)}{(x+3)(x-2)} \\
 &= \frac{x}{x+3}
 \end{aligned}$$

$$\begin{aligned}
 \text{d } \frac{x^2-3x}{x^2+2x-15} &= \frac{x(x-3)}{(x-3)(x+5)} \\
 &= \frac{x}{x+5}
 \end{aligned}$$

## Exercise 11.18

Simplify the following algebraic fractions:

1 a  $\frac{1}{x+1} + \frac{2}{x+2}$

b  $\frac{3}{m+2} - \frac{2}{m-1}$

c  $\frac{2}{p-3} + \frac{1}{p-2}$

d  $\frac{3}{w-1} - \frac{2}{w+3}$

e  $\frac{4}{y+4} - \frac{4}{y+1}$

f  $\frac{2}{m-2} - \frac{3}{m+3}$

2 a  $\frac{x(x-4)}{(x-4)(x+2)}$

b  $\frac{y(y-3)}{(y+3)(y-3)}$

c  $\frac{(m+2)(m-2)}{(m-2)(m-3)}$

d  $\frac{p(p+5)}{(p-5)(p+5)}$

e  $\frac{m(2m+3)}{(m+4)(2m+3)}$

f  $\frac{(m+1)(m-1)}{(m+2)(m-1)}$

3 a  $\frac{x^2-5x}{(x+3)(x-5)}$

b  $\frac{x^2-3x}{(x+4)(x-3)}$

c  $\frac{y^2-7y}{(y-7)(y-3)}$

d  $\frac{x(x-1)}{x^2+2x-3}$

e  $\frac{x(x+2)}{x^2+4x+4}$

f  $\frac{x(x+4)}{x^2+5x+4}$

4 a  $\frac{x^2-x}{x^2-1}$

b  $\frac{x^2+2x}{x^2+5x+6}$

c  $\frac{x^2+4x}{x^2+x-12}$

d  $\frac{x^2-5x}{x^2-3x-10}$

e  $\frac{x^2+3x}{x^2-9}$

f  $\frac{x^2-7x}{x^2-49}$

## ? Student assessment 1

- Expand the following and simplify where possible:
 

a	$5(2a - 6b + 3c)$	b	$3x(5x - 9)$
c	$-5y(3xy + y^2)$	d	$3x^2(5xy + 3y^2 - x^3)$
e	$5p - 3(2p - 4)$	f	$4m(2m - 3) + 2(3m^2 - m)$
g	$\frac{1}{3}(6x - 9) + \frac{1}{4}(8x + 24)$	h	$\frac{m}{4}(6m - 8) + \frac{m}{2}(10m - 2)$
- Factorise the following:
 

a	$12a - 4b$	b	$x^2 - 4xy$
c	$8p^3 - 4p^2q$	d	$24xy - 16x^2y + 8xy^2$
- If  $x = 2$ ,  $y = -3$  and  $z = 4$ , evaluate the following:
 

a	$2x + 3y - 4z$	b	$10x + 2y^2 - 3z$
c	$z^2 - y^3$	d	$(x + y)(y - z)$
e	$z^2 - x^2$	f	$(z + x)(z - x)$
- Rearrange the following formulae to make the **green** letter the subject:
 

a	$x = 3p + q$	b	$3m - 5n = 8r$
c	$2m = \frac{3y}{t}$	d	$x(w + y) = 2y$
e	$\frac{xy}{2p} = \frac{rs}{t}$	f	$\frac{x + y}{w} = m + n$

## ? Student assessment 2

- Expand the following and simplify where possible:
 

a	$3(2x - 3y + 5z)$	b	$4p(2m - 7)$
c	$-4m(2mn - n^2)$	d	$4p^2(5pq - 2q^2 - 2p)$
e	$4x - 2(3x + 1)$	f	$4x(3x - 2) + 2(5x^2 - 3x)$
g	$\frac{1}{5}(15x - 10) - \frac{1}{3}(9x - 12)$	h	$\frac{x}{2}(4x - 6) + \frac{x}{4}(2x + 8)$
- Factorise the following:
 

a	$16p - 8q$	b	$p^2 - 6pq$
c	$5p^2q - 10pq^2$	d	$9pq - 6p^2q + 12q^2p$
- If  $a = 4$ ,  $b = 3$  and  $c = -2$ , evaluate the following:
 

a	$3a - 2b + 3c$	b	$5a - 3b^2$
c	$a^2 + b^2 + c^2$	d	$(a + b)(a - b)$
e	$a^2 - b^2$	f	$b^3 - c^3$
- Rearrange the following formulae to make the **green** letter the subject:
 

a	$p = 4m + n$	b	$4x - 3y = 5z$
c	$2x = \frac{3y}{5p}$	d	$m(x + y) = 3w$
e	$\frac{pq}{4r} = \frac{mn}{t}$	f	$\frac{p + q}{r} = m - n$



### Student assessment 3

- 1 Factorise the following fully:
 

<b>a</b> $pq - 3rq + pr - 3r^2$	<b>b</b> $1 - t^4$
<b>c</b> $875^2 - 125^2$	<b>d</b> $7.5^2 - 2.5^2$
  
- 2 Expand the following and simplify where possible:
 

<b>a</b> $(x - 4)(x + 2)$	<b>b</b> $(x - 8)^2$
<b>c</b> $(x + y)^2$	<b>d</b> $(x - 11)(x + 11)$
<b>e</b> $(3x - 2)(2x - 3)$	<b>f</b> $(5 - 3x)^2$
  
- 3 Factorise the following:
 

<b>a</b> $x^2 - 4x - 77$	<b>b</b> $x^2 - 6x + 9$
<b>c</b> $x^2 - 144$	<b>d</b> $3x^2 + 3x - 18$
<b>e</b> $2x^2 + 5x - 12$	<b>f</b> $4x^2 - 20x + 25$
  
- 4 Make the letter in **green** the subject of the formula:
 

<b>a</b> $mf^2 = p$	<b>b</b> $m = 5t^2$
<b>c</b> $A = \pi r \sqrt{p + q}$	<b>d</b> $\frac{1}{x} + \frac{1}{y} = \frac{1}{t}$
  
- 5 Simplify the following algebraic fractions:
 

<b>a</b> $\frac{x^7}{x^3}$	<b>b</b> $\frac{mn}{p} \times \frac{pq}{m}$
<b>c</b> $\frac{(y^3)^3}{(y^2)^3}$	<b>d</b> $\frac{28pq^2}{7pq^3}$
<b>e</b> $\frac{m^2n}{2} \div \frac{m^2}{n^2}$	<b>f</b> $\frac{7b^3}{c} \div \frac{4b^2}{3c^3}$
  
- 6 Simplify the following algebraic fractions:
 

<b>a</b> $\frac{m}{11} + \frac{3m}{11} - \frac{2m}{11}$	<b>b</b> $\frac{3p}{8} - \frac{9p}{16}$
<b>c</b> $\frac{4x}{3y} - \frac{7x}{12y}$	<b>d</b> $\frac{3m}{15p} + \frac{4n}{5p} - \frac{11n}{30p}$
<b>e</b> $\frac{2(y+4)}{3} - (y-2)$	<b>f</b> $3(y+2) - \frac{2y+3}{2}$
  
- 7 Simplify the following:
 

<b>a</b> $\frac{4}{(x-5)} + \frac{3}{(x-2)}$	<b>b</b> $\frac{a^2 - b^2}{(a+b)^2}$	<b>c</b> $\frac{x-2}{x^2 + x - 6}$
--	--------------------------------------	------------------------------------

## ? Student assessment 4

- 1 The volume  $V$  of a cylinder is given by the formula  $V = \pi r^2 h$ , where  $h$  is the height of the cylinder and  $r$  is the radius.
  - a Find the volume of a cylindrical post 6.5 m long and with a diameter of 20 cm.
  - b Make  $r$  the subject of the formula.
  - c A cylinder of height 60 cm has a volume of  $5500 \text{ cm}^3$ : find its radius correct to 3 s.f.
- 2 The formula for the surface area of a closed cylinder is  $A = 2\pi r(r + h)$ , where  $r$  is the radius of the cylinder and  $h$  is its height.
  - a Find the surface area of a cylinder of radius 12 cm and height 20 cm, giving your answer to 3 s.f.
  - b Rearrange the formula to make  $h$  the subject.
  - c What is the height of a cylinder of surface area  $500 \text{ cm}^2$  and radius 5 cm? Give your answer to 3 s.f.

- 3 The formula for finding the length  $d$  of the body diagonal of a cuboid whose dimensions are  $x$ ,  $y$  and  $z$  is:

$$d = \sqrt{x^2 + y^2 + z^2}$$

- a Find  $d$  when  $x = 2$ ,  $y = 3$  and  $z = 4$ .
  - b How long is the body diagonal of a block of concrete in the shape of a rectangular prism of dimensions 2 m, 3 m and 75 cm?
  - c Rearrange the formula to make  $x$  the subject.
  - d Find  $x$  when  $d = 0.86$ ,  $y = 0.25$  and  $z = 0.41$ .
- 4 A pendulum of length  $l$  metres takes  $T$  seconds to complete one full oscillation. The formula for  $T$  is:

$$T = 2\pi\sqrt{\frac{l}{g}}$$

where  $g \text{ m/s}^2$  is the acceleration due to gravity.

- a Find  $T$  if  $l = 5$  and  $g = 10$ .
- b Rearrange the formula to make  $l$  the subject of the formula.
- c How long is a pendulum which takes 3 seconds for one oscillation, if  $g = 10$ ?

# Algebraic indices

In Chapter 7, you saw how numbers can be expressed using indices. For example,  $5 \times 5 \times 5 = 125$ , therefore  $125 = 5^3$ . The 3 is called the **index**.

**Indices** is the plural of index.

Three laws of indices were introduced:

- 1  $a^m \times a^n = a^{m+n}$
- 2  $a^m \div a^n$  or  $\frac{a^m}{a^n} = a^{m-n}$
- 3  $(a^m)^n = a^{mn}$

## Positive indices

### → Worked examples

a Simplify  $d^3 \times d^4$ .

$$\begin{aligned} d^3 \times d^4 &= d^{(3+4)} \\ &= d^7 \end{aligned}$$

b Simplify  $\frac{(p^2)^4}{p^2 \times p^4}$ .

$$\begin{aligned} \frac{(p^2)^4}{p^2 \times p^4} &= \frac{p^{2 \times 4}}{p^{2+4}} \\ &= \frac{p^8}{p^6} \\ &= p^{8-6} \\ &= p^2 \end{aligned}$$

### Exercise 12.1

1 Simplify the following:

a  $c^5 \times c^3$

b  $m^4 \div m^2$

c  $(b^3)^5 \div b^6$

d  $\frac{m^4 n^9}{mn^3}$

e  $\frac{6a^6 b^4}{3a^2 b^3}$

f  $\frac{12x^5 y^7}{4x^2 y^5}$

g  $\frac{4u^3 v^6}{8u^2 y^3}$

h  $\frac{3x^6 y^5 z^3}{9x^4 y^2 z}$

2 Simplify the following:

a  $4a^2 \times 3a^3$

b  $2a^2 b \times 4a^3 b^2$

c  $(2p^2)^3$

d  $(4m^2 n^3)^2$

e  $(5p^2)^2 \times (2p^3)^3$

f  $(4m^2 n^2) \times (2mn^3)^3$

g  $\frac{(6x^2 y^4)^2 \times (2xy)^3}{12xy^6 y^8}$

h  $(ab)^d \times (ab)^e$

## The zero index

As shown in Chapter 7, the zero index indicates that a number or algebraic term is raised to the power of zero. A term raised to the power of zero is always equal to 1. This is shown below.

$$a^m \div a^n = a^{m-n} \quad \text{therefore } \frac{a^m}{a^m} = a^{m-m}$$

$$= a^0$$

However,  $\frac{a^m}{a^m} = 1$

therefore  $a^0 = 1$

## Negative indices

A negative index indicates that a number or an algebraic term is being raised to a negative power, e.g.  $a^{-4}$ .

As shown in Chapter 7, one law of indices states that:

$$a^{-m} = \frac{1}{a^m}. \text{ This is proved as follows.}$$

$$a^{-m} = a^{0-m}$$

$$= \frac{a^0}{a^m} \text{ (from the second law of indices)}$$

$$= \frac{1}{a^m}$$

therefore  $a^{-m} = \frac{1}{a^m}$

### Exercise 12.2

1 Simplify the following:

a  $c^3 \times c^0$

b  $g^{-2} \times g^3 \div g^0$

c  $(p^0)^3(q^2)^{-1}$

d  $(m^3)^3(m^{-2})^5$

2 Simplify the following:

a  $\frac{a^{-3} \times a^5}{(a^2)^0}$

b  $\frac{(r^3)^{-2}}{(p^{-2})^3}$

c  $(t^3 \div t^{-5})^2$

d  $\frac{m^0 \div m^{-6}}{(m^{-1})^3}$

## Fractional indices

It was shown in Chapter 7 that  $16^{\frac{1}{2}} = \sqrt{16}$  and that  $27^{\frac{1}{3}} = \sqrt[3]{27}$ .

This can be applied to algebraic indices too.

In general:

$$a^{\frac{1}{n}} = \sqrt[n]{a}$$

$$a^{\frac{m}{n}} = \sqrt[n]{a^m} \quad \text{or} \quad (\sqrt[n]{a})^m$$

The last rule can be proved as shown below.

Using the laws of indices:

$a^{\frac{m}{n}}$  can be written as  $(a^m)^{\frac{1}{n}}$  which in turn can be written as  $\sqrt[n]{a^m}$ .

Similarly:

$a^{\frac{m}{n}}$  can be written as  $(a^{\frac{1}{n}})^m$  which in turn can be written as  $(\sqrt[n]{a})^m$ .

### → Worked examples

- a Express  $(\sqrt[3]{a})^4$  in the form  $a^{\frac{m}{n}}$ .

$$(\sqrt[3]{a}) = a^{\frac{1}{3}}$$

$$\text{Therefore } (\sqrt[3]{a})^4 = (a^{\frac{1}{3}})^4 = a^{\frac{4}{3}}$$

- b Express  $b^{\frac{2}{5}}$  in the form  $(\sqrt[n]{b})^m$ .

$$b^{\frac{2}{5}} \text{ can be expressed as } (b^{\frac{1}{5}})^2$$

$$b^{\frac{1}{5}} = \sqrt[5]{b}$$

$$\text{Therefore } b^{\frac{2}{5}} = (b^{\frac{1}{5}})^2 = (\sqrt[5]{b})^2$$

- c Simplify  $\frac{p^{\frac{1}{2}} \times p^{\frac{1}{3}}}{p}$ .

Using the laws of indices, the numerator  $p^{\frac{1}{2}} \times p^{\frac{1}{3}}$  can be simplified to  $p^{(\frac{1}{2} + \frac{1}{3})} = p^{\frac{5}{6}}$ .

Therefore  $\frac{p^{\frac{5}{6}}}{p}$  can now be written as  $p^{\frac{5}{6}} \times p^{-1}$ .

Using the laws of indices again, this can be simplified as  $p^{(\frac{5}{6} - 1)} = p^{-\frac{1}{6}}$ .

$$\text{Therefore } \frac{p^{\frac{1}{2}} \times p^{\frac{1}{3}}}{p} = p^{-\frac{1}{6}}$$

Other possible simplifications are  $(\sqrt[6]{p})^{-1}$  or  $\frac{1}{(\sqrt[6]{p})}$

### Exercise 12.3

- 1 Rewrite the following in the form  $a^{\frac{m}{n}}$ :

a  $(\sqrt[5]{a})^3$

b  $(\sqrt[6]{a})^2$

c  $(\sqrt[4]{a})^4$

d  $(\sqrt[7]{a})^3$

- 2 Rewrite the following in the form  $(\sqrt[n]{b})^m$ :

a  $b^{\frac{2}{7}}$

b  $b^{\frac{8}{3}}$

c  $b^{-\frac{2}{5}}$

d  $b^{-\frac{4}{3}}$

- 3 Simplify the following algebraic expressions, giving your answer in the form  $a^{\frac{m}{n}}$ :

a  $a^{\frac{1}{2}} \times a^{\frac{1}{4}}$

b  $a^{\frac{2}{5}} \times a^{-\frac{1}{4}}$

c  $\frac{\sqrt{a}}{a^{-2}}$

d  $\frac{\sqrt[3]{a}}{a}$

- 4 Simplify the following algebraic expressions, giving your answer in the form  $(\sqrt[n]{b})^m$ :

a  $\frac{\sqrt{b} \times b^{\frac{1}{4}}}{b^{\frac{1}{5}}}$       b  $\frac{b^{-\frac{1}{3}} \times \sqrt[3]{b}}{b^{\frac{2}{5}} \times b}$       c  $\frac{b^3 \times b^{-\frac{1}{3}}}{b^{-2}}$       d  $\frac{b^{-2} \times \sqrt[3]{b}}{\sqrt{b} \times (\sqrt[3]{b})^{-1}}$

- 5 Simplify the following:

a  $\frac{1}{3}x^{\frac{1}{2}} \div 4x^{-2}$       b  $\frac{2}{5}y^{\frac{1}{3}} \times 5y^{-\frac{2}{3}}$       c  $(2p^{-\frac{1}{4}})^2 \div \frac{1}{2}p^2$       d  $3x^{-\frac{2}{3}} \div \frac{2}{3}x^{-\frac{1}{3}}$

### ? Student assessment 1

- 1 Simplify the following using indices:

a  $a \times a \times a \times b \times b$       b  $d \times d \times e \times e \times e \times e$

- 2 Write the following out in full:

a  $m^3$       b  $r^4$

- 3 Simplify the following using indices:

a  $a^4 \times a^3$       b  $p^3 \times p^2 \times q^4 \times q^5$

c  $\frac{b^7}{b^4}$       d  $\frac{(e^4)^5}{e^{14}}$

- 4 Simplify the following:

a  $r^4 \times t^0$       b  $\frac{(a^3)^0}{b^2}$       c  $\frac{(m^0)^5}{n^{-3}}$

- 5 Simplify the following:

a  $\frac{(p^2 \times p^{-5})^2}{p^3}$       b  $\frac{(h^{-2} \times h^{-5})^{-1}}{h^0}$

### ? Student assessment 2

- 1 Rewrite the following in the form  $a^{\frac{m}{n}}$ :

a  $(\sqrt[8]{a})$       b  $(\sqrt[5]{a})^{-2}$

- 2 Rewrite the following in the form  $(\sqrt[n]{b^m})$ :

a  $b^{\frac{4}{9}}$       b  $b^{-\frac{2}{3}}$

- 3 Simplify the following algebraic expressions, giving your answer in the form  $a^{\frac{m}{n}}$ :

a  $a^{\frac{1}{3}} \times a^{\frac{3}{2}}$       b  $\frac{\sqrt[3]{a}}{a^{\frac{5}{6}}} \times a^2$

- 4 Simplify the following algebraic expressions, giving your answer in the form  $(\sqrt[n]{t})^m$ :

a  $\frac{\sqrt{t} \times t^{\frac{2}{3}}}{t^{-\frac{1}{3}}}$       b  $\frac{\sqrt[3]{t}}{t^2 \times t^{-\frac{2}{5}}}$

# 13

## Equations and inequalities

An equation is formed when the value of an unknown quantity is needed.

Derive and solve linear equations with one unknown

### → Worked examples

Solve the following **linear equations**:

**a**  $3x + 8 = 14$   
 $3x = 6$   
 $x = 2$

**b**  $12 = 20 + 2x$   
 $-8 = 2x$   
 $-4 = x$

**c**  $3(p + 4) = 21$   
 $3p + 12 = 21$   
 $3p = 9$   
 $p = 3$

**d**  $4(x - 5) = 7(2x - 5)$   
 $4x - 20 = 14x - 35$   
 $4x + 15 = 14x$   
 $15 = 10x$   
 $1.5 = x$

### Exercise 13.1

Solve the following linear equations:

**1 a**  $3x = 2x - 4$   
**c**  $2y - 5 = 3y$   
**e**  $3y - 8 = 2y$

**b**  $5y = 3y + 10$   
**d**  $p - 8 = 3p$   
**f**  $7x + 11 = 5x$

**2 a**  $3x - 9 = 4$   
**c**  $6x - 15 = 3x + 3$   
**e**  $8y - 31 = 13 - 3y$

**b**  $4 = 3x - 11$   
**d**  $4y + 5 = 3y - 3$   
**f**  $4m + 2 = 5m - 8$

**3 a**  $7m - 1 = 5m + 1$   
**c**  $12 - 2k = 16 + 2k$   
**e**  $8 - 3x = 18 - 8x$

**b**  $5p - 3 = 3 + 3p$   
**d**  $6x + 9 = 3x - 54$   
**f**  $2 - y = y - 4$

**4 a**  $\frac{x}{2} = 3$   
**c**  $\frac{x}{4} = 1$   
**e**  $7 = \frac{x}{5}$

**b**  $\frac{1}{2}y = 7$   
**d**  $\frac{1}{4}m = 3$   
**f**  $4 = \frac{1}{5}p$

**5 a**  $\frac{x}{3} - 1 = 4$   
**c**  $\frac{2}{3}x = 5$   
**e**  $\frac{1}{5}x = \frac{1}{2}$

**b**  $\frac{x}{5} + 2 = 1$   
**d**  $\frac{3}{4}x = 6$   
**f**  $\frac{2x}{5} = 4$

<b>6 a</b> $\frac{x+1}{2} = 3$	<b>b</b> $4 = \frac{x-2}{3}$
<b>c</b> $\frac{x-10}{3} = 4$	<b>d</b> $8 = \frac{5x-1}{3}$
<b>e</b> $\frac{2(x-5)}{3} = 2$	<b>f</b> $\frac{3(x-2)}{4} = 4x-8$

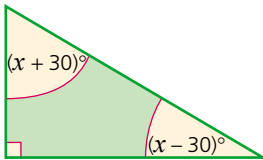
<b>7 a</b> $6 = \frac{2(y-1)}{3}$	<b>b</b> $2(x+1) = 3(x-5)$
<b>c</b> $5(x-4) = 3(x+2)$	<b>d</b> $\frac{3+y}{2} = \frac{y+1}{4}$
<b>e</b> $\frac{7+2x}{3} = \frac{9x-1}{7}$	<b>f</b> $\frac{2x+3}{4} = \frac{4x-2}{6}$

## Constructing equations

In many cases, when dealing with the practical applications of mathematics, equations need to be constructed first before they can be solved. Often the information is either given within the context of a problem or in a diagram.

### Worked examples

*NB: All diagrams are not drawn to scale.*



- a** Find the size of each of the angles in the triangle (left) by constructing an equation and solving it to find the value of  $x$ .

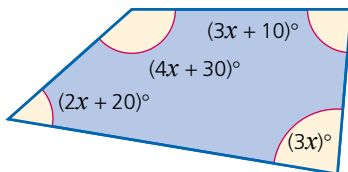
The sum of the angles of a triangle is  $180^\circ$ .

$$\begin{aligned}(x + 30) + (x - 30) + 90 &= 180 \\ 2x + 90 &= 180 \\ 2x &= 90 \\ x &= 45\end{aligned}$$

The three angles are therefore:  $90^\circ$ ,  $x + 30 = 75^\circ$ ,  $x - 30 = 15^\circ$ .

Check:  $90^\circ + 75^\circ + 15^\circ = 180^\circ$ .

- b** Find the size of each of the angles in the quadrilateral (left) by constructing an equation and solving it to find the value of  $x$ .



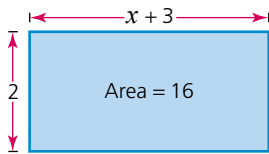
The sum of the angles of a quadrilateral is  $360^\circ$ .

$$\begin{aligned}4x + 30 + 3x + 10 + 3x + 2x + 20 &= 360 \\ 12x + 60 &= 360 \\ 12x &= 300 \\ x &= 25\end{aligned}$$

The angles are:

$$\begin{aligned}4x + 30 &= (4 \times 25) + 30 = 130^\circ \\ 3x + 10 &= (3 \times 25) + 10 = 85^\circ \\ 3x &= 3 \times 25 = 75^\circ \\ 2x + 20 &= (2 \times 25) + 20 = 70^\circ \\ \text{Total} &= 360^\circ\end{aligned}$$

## 13 EQUATIONS AND INEQUALITIES



c Construct an equation and solve it to find the value of  $x$  in the diagram (left).

**Area of rectangle** = base  $\times$  height

$$2(x + 3) = 16$$

$$2x + 6 = 16$$

$$2x = 10$$

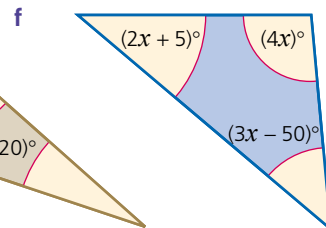
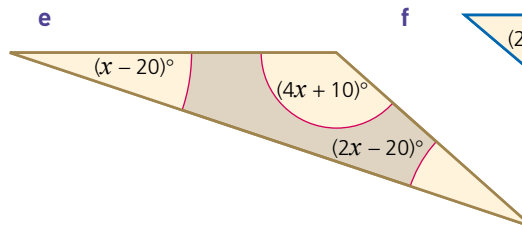
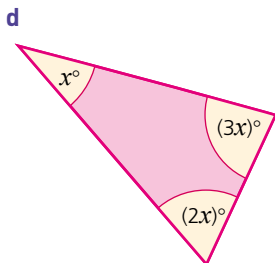
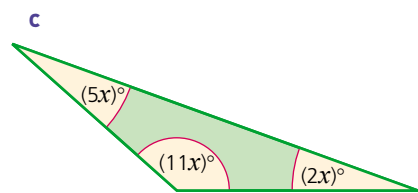
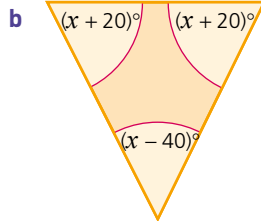
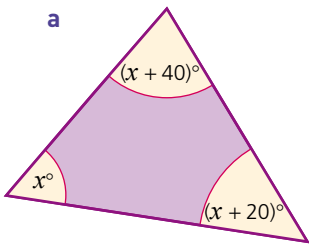
$$x = 5$$

### Exercise 13.2

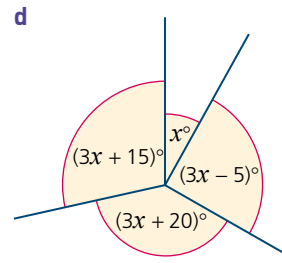
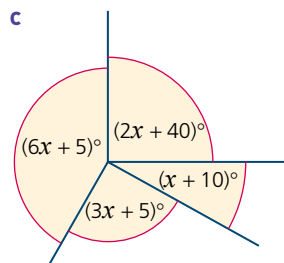
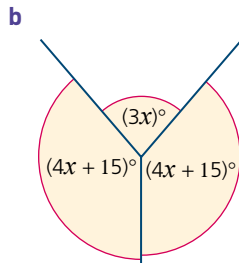
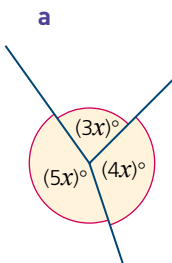
In questions 1–3:

- i construct an equation in terms of  $x$ ,
- ii solve the equation,
- iii calculate the size of each of the angles,
- iv check your answers.

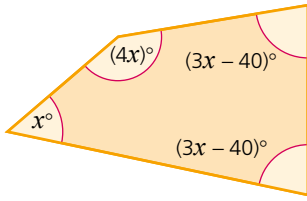
1



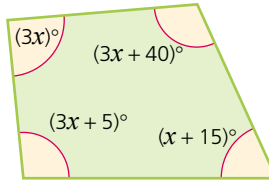
2



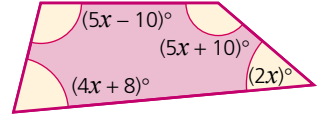
3 a



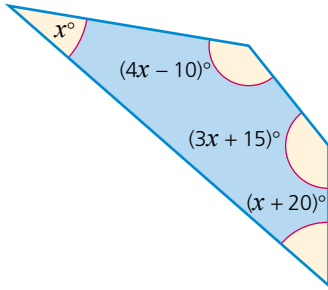
b



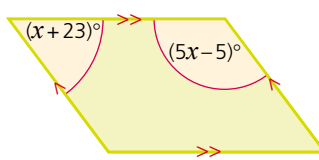
c



d

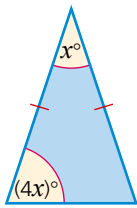


e

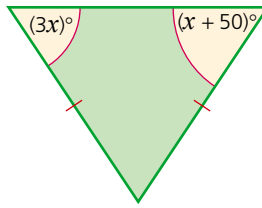


4 By constructing an equation and solving it, find the value of  $x$  in each of these isosceles triangles:

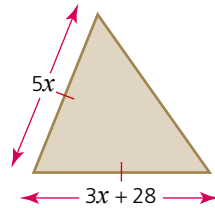
a



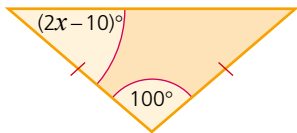
b



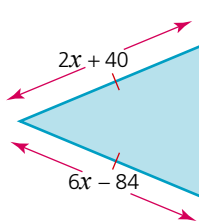
c



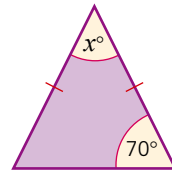
d



e

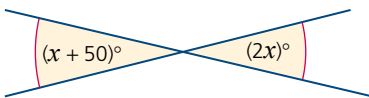


f

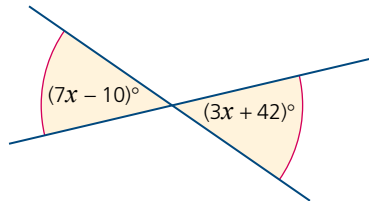


5 Using angle properties, calculate the value of  $x$  in each of these questions:

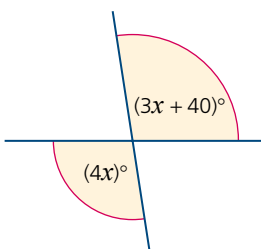
a



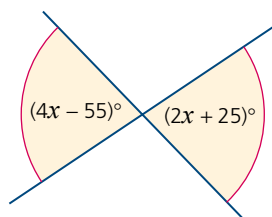
b



c

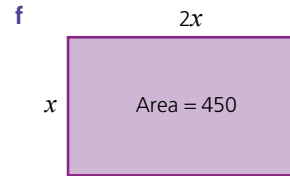
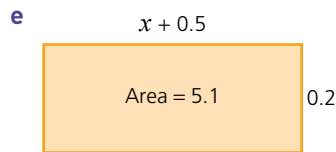
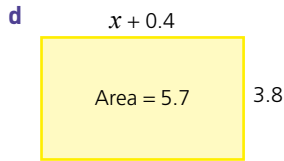
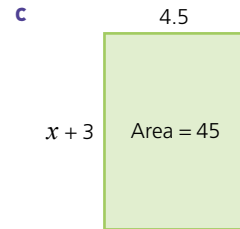
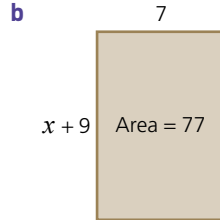
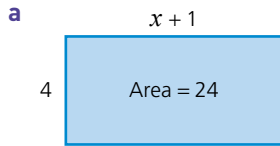


d



Exercise 13.2 (cont)

6 Calculate the value of  $x$ :



## Simultaneous equations

When the values of two unknowns are needed, two equations need to be formed and solved. The process of solving two equations and finding a common solution is known as solving equations simultaneously.

The two most common ways of solving **simultaneous equations** algebraically are by **elimination** and by **substitution**.

### By elimination

The aim of this method is to eliminate one of the unknowns by either adding or subtracting the two equations.

## Worked examples

Solve the following simultaneous equations by finding the values of  $x$  and  $y$  which satisfy both equations.

$$\begin{aligned} \text{a } 3x + y &= 9 && (1) \\ 5x - y &= 7 && (2) \end{aligned}$$

By adding equations (1) + (2) we eliminate the variable  $y$ :

$$\begin{aligned} 8x &= 16 \\ x &= 2 \end{aligned}$$

To find the value of  $y$  we substitute  $x = 2$  into either equation (1) or (2). Substituting  $x = 2$  into equation (1):

$$\begin{aligned} 3x + y &= 9 \\ 6 + y &= 9 \\ y &= 3 \end{aligned}$$

To check that the solution is correct, the values of  $x$  and  $y$  are substituted into equation (2). If it is correct then the left-hand side of the equation will equal the right-hand side.

$$\begin{aligned}5x - y &= 7 \\ \text{LHS} &= 10 - 3 = 7 \\ &= \text{RHS} \checkmark\end{aligned}$$

$$\begin{aligned}\text{b } 4x + y &= 23 && (1) \\ x + y &= 8 && (2)\end{aligned}$$

By subtracting the equations, i.e. (1) – (2), we eliminate the variable  $y$ :

$$\begin{aligned}3x &= 15 \\ x &= 5\end{aligned}$$

By substituting  $x = 5$  into equation (2),  $y$  can be calculated:

$$\begin{aligned}x + y &= 8 \\ 5 + y &= 8 \\ y &= 3\end{aligned}$$

Check by substituting both values into equation (1):

$$\begin{aligned}4x + y &= 23 \\ 20 + 3 &= 23 \\ 23 &= 23\end{aligned}$$

## By substitution

The same equations can also be solved by the method known as **substitution**.

## → Worked examples

$$\begin{aligned}\text{a } 3x + y &= 9 && (1) \\ 5x - y &= 7 && (2)\end{aligned}$$

Equation (2) can be rearranged to give:  $y = 5x - 7$

This can now be substituted into equation (1):

$$\begin{aligned}3x + (5x - 7) &= 9 \\ 3x + 5x - 7 &= 9 \\ 8x - 7 &= 9 \\ 8x &= 16 \\ x &= 2\end{aligned}$$

To find the value of  $y$ ,  $x = 2$  is substituted into either equation (1) or (2) as before giving  $y = 3$ .

$$\begin{aligned}\text{b } 4x + y &= 23 && (1) \\ x + y &= 8 && (2)\end{aligned}$$

Equation (2) can be rearranged to give  $y = 8 - x$ .

This can be substituted into equation (1):

$$4x + (8 - x) = 23$$

$$4x + 8 - x = 23$$

$$3x + 8 = 23$$

$$3x = 15$$

$$x = 5$$

$y$  can be found as before, giving a result of  $y = 3$ .

### Exercise 13.3

Solve the following simultaneous equations either by elimination or by substitution:

**1 a**  $x + y = 6$   
 $x - y = 2$

**d**  $2x + y = 12$   
 $2x - y = 8$

**2 a**  $3x + 2y = 13$   
 $4x = 2y + 8$   
**d**  $9x + 3y = 24$   
 $x - 3y = -14$

**3 a**  $2x + y = 14$   
 $x + y = 9$   
**d**  $x + y = 10$   
 $3x = -y + 22$

**4 a**  $x - y = 1$   
 $2x - y = 6$   
**d**  $x = y + 7$   
 $3x - y = 17$

**5 a**  $x + y = -7$   
 $x - y = -3$   
**d**  $7x + 4y = 42$   
 $9x - 4y = -10$

**6 a**  $2x + 3y = 13$   
 $2x - 4y + 8 = 0$   
**d**  $5x + 2y = 28$   
 $5x + 4y = 36$

**7 a**  $-4x = 4y$   
 $4x - 8y = 12$   
**d**  $3x + 5y = 29$   
 $3x + y = 13$

**b**  $x + y = 11$   
 $x - y - 1 = 0$

**e**  $3x + y = 17$   
 $3x - y = 13$

**b**  $6x + 5y = 62$   
 $4x - 5y = 8$   
**e**  $7x - y = -3$   
 $4x + y = 14$

**b**  $5x + 3y = 29$   
 $x + 3y = 13$   
**e**  $2x + 5y = 28$   
 $4x + 5y = 36$

**b**  $3x - 2y = 8$   
 $2x - 2y = 4$   
**e**  $8x - 2y = -2$   
 $3x - 2y = -7$

**b**  $2x + 3y = -18$   
 $2x = 3y + 6$   
**e**  $4x - 4y = 0$   
 $8x + 4y = 12$

**b**  $2x + 4y = 50$   
 $2x + y = 20$   
**e**  $2x - 8y = 2$   
 $2x - 3y = 7$

**b**  $3x = 19 + 2y$   
 $-3x + 5y = 5$   
**e**  $-5x + 3y = 14$   
 $5x + 6y = 58$

**c**  $x + y = 5$   
 $x - y = 7$

**f**  $5x + y = 29$   
 $5x - y = 11$

**c**  $x + 2y = 3$   
 $8x - 2y = 6$   
**f**  $3x = 5y + 14$   
 $6x + 5y = 58$

**c**  $4x + 2y = 50$   
 $x + 2y = 20$   
**f**  $x + 6y = -2$   
 $3x + 6y = 18$

**c**  $7x - 3y = 26$   
 $2x - 3y = 1$   
**f**  $4x - y = -9$   
 $7x - y = -18$

**c**  $5x - 3y = 9$   
 $2x + 3y = 19$   
**f**  $x - 3y = -25$   
 $5x - 3y = -17$

**c**  $x + y = 10$   
 $3y = 22 - x$   
**f**  $x - 4y = 9$   
 $x - 7y = 18$

**c**  $3x + 2y = 12$   
 $-3x + 9y = -12$   
**f**  $-2x + 8y = 6$   
 $2x = 3 - y$

### Further simultaneous equations

If neither  $x$  nor  $y$  can be eliminated by simply adding or subtracting the two equations then it is necessary to multiply one or both of the equations. The equations are multiplied by a number in order to make the coefficients of  $x$  (or  $y$ ) numerically equal.

## → Worked examples

$$\begin{aligned} \text{a } 3x + 2y &= 22 & (1) \\ x + y &= 9 & (2) \end{aligned}$$

To eliminate  $y$ , equation (2) is multiplied by 2:

$$\begin{aligned} 3x + 2y &= 22 & (1) \\ 2x + 2y &= 18 & (3) \end{aligned}$$

By subtracting (3) from (1), the variable  $y$  is eliminated:

$$x = 4$$

Substituting  $x = 4$  into equation (2), we have:

$$\begin{aligned} x + y &= 9 \\ 4 + y &= 9 \\ y &= 5 \end{aligned}$$

Check by substituting both values into equation (1):

$$\begin{aligned} 3x + 2y &= 22 \\ \text{LHS} &= 12 + 10 = 22 \\ &= \text{RHS} \checkmark \end{aligned}$$

$$\begin{aligned} \text{b } 5x - 3y &= 1 & (1) \\ 3x + 4y &= 18 & (2) \end{aligned}$$

To eliminate the variable  $y$ , equation (1) is multiplied by 4, and equation (2) is multiplied by 3.

$$\begin{aligned} 20x - 12y &= 4 & (3) \\ 9x + 12y &= 54 & (4) \end{aligned}$$

By adding equations (3) and (4) the variable  $y$  is eliminated:

$$\begin{aligned} 29x &= 58 \\ x &= 2 \end{aligned}$$

Substituting  $x = 2$  into equation (2) gives:

$$\begin{aligned} 3x + 4y &= 18 \\ 6 + 4y &= 18 \\ 4y &= 12 \\ y &= 3 \end{aligned}$$

Check by substituting both values into equation (1):

$$\begin{aligned} 5x - 3y &= 1 \\ \text{LHS} &= 10 - 9 = 1 \\ &= \text{RHS} \checkmark \end{aligned}$$

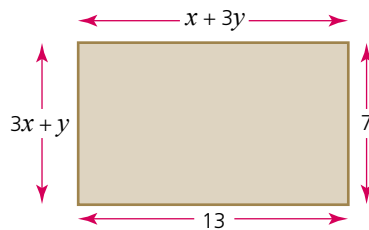
## 13 EQUATIONS AND INEQUALITIES

### Exercise 13.4 Solve the following:

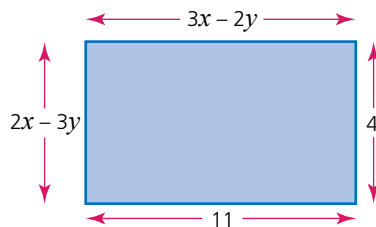
- |   |  |  |
|---|--|--|
| <b>1 a</b> $2x + y = 7$<br>$3x + 2y = 12$   | <b>b</b> $5x + 4y = 21$<br>$x + 2y = 9$    | <b>c</b> $x + y = 7$<br>$3x + 4y = 23$       |
| <b>d</b> $2x - 3y = -3$<br>$3x + 2y = 15$   | <b>e</b> $4x = 4y + 8$<br>$x + 3y = 10$    | <b>f</b> $x + 5y = 11$<br>$2x - 2y = 10$     |
| <b>2 a</b> $x + y = 5$<br>$3x - 2y + 5 = 0$ | <b>b</b> $2x - 2y = 6$<br>$x - 5y = -5$    | <b>c</b> $2x + 3y = 15$<br>$2y = 15 - 3x$    |
| <b>d</b> $x - 6y = 0$<br>$3x - 3y = 15$     | <b>e</b> $2x - 5y = -11$<br>$3x + 4y = 18$ | <b>f</b> $x + y = 5$<br>$2x - 2y = -2$       |
| <b>3 a</b> $3y = 9 + 2x$<br>$3x + 2y = 6$   | <b>b</b> $x + 4y = 13$<br>$3x - 3y = 9$    | <b>c</b> $2x = 3y - 19$<br>$3x + 2y = 17$    |
| <b>d</b> $2x - 5y = -8$<br>$-3x - 2y = -26$ | <b>e</b> $5x - 2y = 0$<br>$2x + 5y = 29$   | <b>f</b> $8y = 3 - x$<br>$3x - 2y = 9$       |
| <b>4 a</b> $4x + 2y = 5$<br>$3x + 6y = 6$   | <b>b</b> $4x + y = 14$<br>$6x - 3y = 3$    | <b>c</b> $10x - y = -2$<br>$-15x + 3y = 9$   |
| <b>d</b> $-2y = 0.5 - 2x$<br>$6x + 3y = 6$  | <b>e</b> $x + 3y = 6$<br>$2x - 9y = 7$     | <b>f</b> $5x - 3y = -0.5$<br>$3x + 2y = 3.5$ |

### Exercise 13.5

- The sum of two numbers is 17 and their difference is 3. Find the two numbers by forming two equations and solving them simultaneously.
- The difference between two numbers is 7. If their sum is 25, find the two numbers by forming two equations and solving them simultaneously.
- Find the values of  $x$  and  $y$ .



- Find the values of  $x$  and  $y$ .



- A man's age is three times his son's age. Ten years ago he was five times his son's age. By forming two equations and solving them simultaneously, find both of their ages.
- A grandfather is ten times older than his granddaughter. He is also 54 years older than her. How old is each of them?

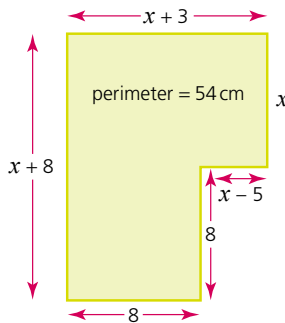
## Constructing further equations

Earlier in this chapter we looked at some simple examples of constructing and solving equations when we were given geometrical diagrams. This section extends this work with more complicated formulae and equations.

### → Worked examples

Construct and solve the equations below.

- a Using the shape (left), construct an equation for the perimeter in terms of  $x$ . Find the value of  $x$  by solving the equation.



$$\begin{aligned}x + 3 + x + x - 5 + 8 + 8 + x + 8 &= 54 \\4x + 22 &= 54 \\4x &= 32 \\x &= 8\end{aligned}$$

- b A number is doubled, 5 is subtracted from it, and the total is 17. Find the number.

Let  $x$  be the unknown number.

$$\begin{aligned}2x - 5 &= 17 \\2x &= 22 \\x &= 11\end{aligned}$$

- c 3 is added to a number. The result is multiplied by 8. If the answer is 64, calculate the value of the original number.

Let  $x$  be the unknown number.

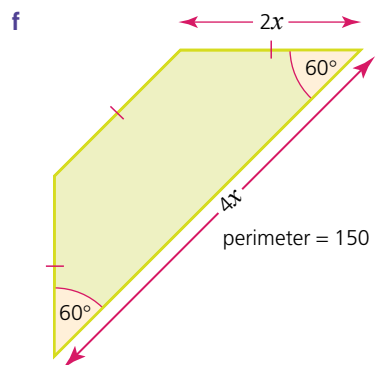
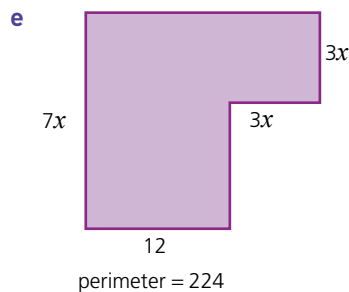
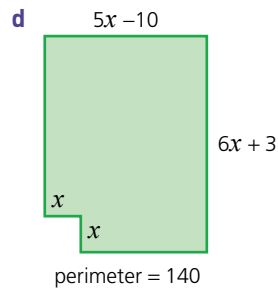
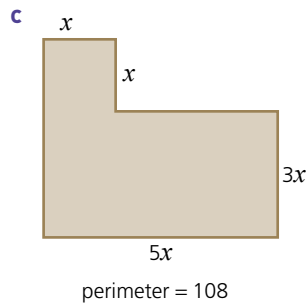
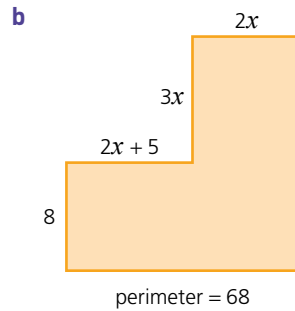
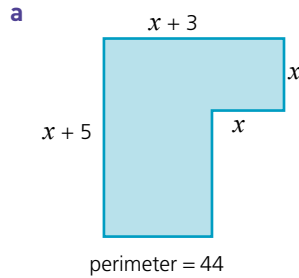
$$\begin{aligned}8(x + 3) &= 64 \\8x + 24 &= 64 \\8x &= 40 \\x &= 5\end{aligned}$$

$$\begin{aligned}\text{or } 8(x + 3) &= 64 \\x + 3 &= 8 \\x &= 5\end{aligned}$$

The original number = 5

Exercise 13.6

1 Calculate the value of  $x$ :



- 2 a** A number is trebled and then 7 is added to it. If the total is 28, find the number.  
**b** Multiply a number by 4 and then add 5 to it. If the total is 29, find the number.  
**c** If 31 is the result of adding 1 to 5 times a number, find the number.  
**d** Double a number and then subtract 9. If the answer is 11, what is the number?  
**e** If 9 is the result of subtracting 12 from 7 times a number, find the number.
- 3 a** Add 3 to a number and then double the result. If the total is 22, find the number.  
**b** 27 is the answer when you add 4 to a number and then treble it. What is the number?  
**c** Subtract 1 from a number and multiply the result by 5. If the answer is 35, what is the number?

- d Add 3 to a number. If the result of multiplying this total by 7 is 63, find the number.
- e Add 3 to a number. Quadruple the result. If the answer is 36, what is the number?
- 4 a Gabriella is  $x$  years old. Her brother is 8 years older and her sister is 12 years younger than she is. If their total age is 50 years, how old are they?
- b A series of mathematics textbooks consists of four volumes. The first volume has  $x$  pages, the second has 54 pages more. The third and fourth volume each have 32 pages more than the second. If the total number of pages in all four volumes is 866, calculate the number of pages in each of the volumes.
- c The five interior angles (in  $^\circ$ ) of a pentagon are  $x$ ,  $x + 30$ ,  $2x$ ,  $2x + 40$  and  $3x + 20$ . The sum of the interior angles of a pentagon is  $540^\circ$ . Calculate the size of each of the angles.
- d A hexagon consists of three interior angles of equal size and a further three which are double this size. The sum of all six angles is  $720^\circ$ . Calculate the size of each of the angles.
- e Four of the exterior angles of an octagon are the same size. The other four are twice as big. If the sum of the exterior angles is  $360^\circ$ , calculate the size of the interior angles.

## Solving quadratic equations by factorising

You will need to be familiar with the work covered in Chapter 11 on the factorising of quadratics.

$x^2 - 3x - 10 = 0$  is a **quadratic equation**, which when factorised can be written as  $(x - 5)(x + 2) = 0$ .

Therefore either  $x - 5 = 0$  or  $x + 2 = 0$  since, if two things multiply to make zero, then one or both of them must be zero.

$$\begin{array}{lcl} x - 5 = 0 & \text{or} & x + 2 = 0 \\ x = 5 & \text{or} & x = -2 \end{array}$$

### → Worked examples

Solve the following equations to give two solutions for  $x$ :

a  $x^2 - x - 12 = 0$   
 $(x - 4)(x + 3) = 0$   
 so either  $x - 4 = 0$  or  $x + 3 = 0$   
 $x = 4$  or  $x = -3$

b  $x^2 + 2x = 24$   
 This becomes  $x^2 + 2x - 24 = 0$   
 $(x + 6)(x - 4) = 0$   
 so either  $x + 6 = 0$  or  $x - 4 = 0$   
 $x = -6$  or  $x = 4$

## 13 EQUATIONS AND INEQUALITIES

<b>c</b>	$x^2 - 6x = 0$ $x(x - 6) = 0$		
so either	$x = 0$	or	$x - 6 = 0$ $x = 6$
<b>d</b>	$x^2 - 4 = 0$ $(x - 2)(x + 2) = 0$		
so either	$x - 2 = 0$ $x = 2$	or	$x + 2 = 0$ $x = -2$

### Exercise 13.7

Solve the following quadratic equations by factorising:

- |                                |                              |
|--------------------------------|------------------------------|
| <b>1 a</b> $x^2 + 7x + 12 = 0$ | <b>b</b> $x^2 + 8x + 12 = 0$ |
| <b>c</b> $x^2 + 13x + 12 = 0$  | <b>d</b> $x^2 - 7x + 10 = 0$ |
| <b>e</b> $x^2 - 5x + 6 = 0$    | <b>f</b> $x^2 - 6x + 8 = 0$  |
| <b>2 a</b> $x^2 + 3x - 10 = 0$ | <b>b</b> $x^2 - 3x - 10 = 0$ |
| <b>c</b> $x^2 + 5x - 14 = 0$   | <b>d</b> $x^2 - 5x - 14 = 0$ |
| <b>e</b> $x^2 + 2x - 15 = 0$   | <b>f</b> $x^2 - 2x - 15 = 0$ |
| <b>3 a</b> $x^2 + 5x = -6$     | <b>b</b> $x^2 + 6x = -9$     |
| <b>c</b> $x^2 + 11x = -24$     | <b>d</b> $x^2 - 10x = -24$   |
| <b>e</b> $x^2 + x = 12$        | <b>f</b> $x^2 - 4x = 12$     |
| <b>4 a</b> $x^2 - 2x = 8$      | <b>b</b> $x^2 - x = 20$      |
| <b>c</b> $x^2 + x = 30$        | <b>d</b> $x^2 - x = 42$      |
| <b>e</b> $x^2 - 2x = 63$       | <b>f</b> $x^2 + 3x = 54$     |

### Exercise 13.8

Solve the following quadratic equations:

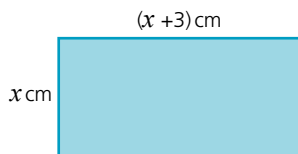
- |                                  |                                     |
|----------------------------------|-------------------------------------|
| <b>1 a</b> $x^2 - 9 = 0$         | <b>b</b> $x^2 - 16 = 0$             |
| <b>c</b> $x^2 = 25$              | <b>d</b> $x^2 = 121$                |
| <b>e</b> $x^2 - 144 = 0$         | <b>f</b> $x^2 - 220 = 5$            |
| <b>2 a</b> $4x^2 - 25 = 0$       | <b>b</b> $9x^2 - 36 = 0$            |
| <b>c</b> $25x^2 = 64$            | <b>d</b> $x^2 = \frac{1}{4}$        |
| <b>e</b> $x^2 - \frac{1}{9} = 0$ | <b>f</b> $16x^2 - \frac{1}{25} = 0$ |
| <b>3 a</b> $x^2 + 5x + 4 = 0$    | <b>b</b> $x^2 + 7x + 10 = 0$        |
| <b>c</b> $x^2 + 6x + 8 = 0$      | <b>d</b> $x^2 - 6x + 8 = 0$         |
| <b>e</b> $x^2 - 7x + 10 = 0$     | <b>f</b> $x^2 + 2x - 8 = 0$         |
| <b>4 a</b> $x^2 - 3x - 10 = 0$   | <b>b</b> $x^2 + 3x - 10 = 0$        |
| <b>c</b> $x^2 - 3x - 18 = 0$     | <b>d</b> $x^2 + 3x - 18 = 0$        |
| <b>e</b> $x^2 - 2x - 24 = 0$     | <b>f</b> $x^2 - 2x - 48 = 0$        |
| <b>5 a</b> $x^2 + x = 12$        | <b>b</b> $x^2 + 8x = -12$           |
| <b>c</b> $x^2 + 5x = 36$         | <b>d</b> $x^2 + 2x = -1$            |
| <b>e</b> $x^2 + 4x = -4$         | <b>f</b> $x^2 + 17x = -72$          |
| <b>6 a</b> $x^2 - 8x = 0$        | <b>b</b> $x^2 - 7x = 0$             |
| <b>c</b> $x^2 + 3x = 0$          | <b>d</b> $x^2 + 4x = 0$             |
| <b>e</b> $x^2 - 9x = 0$          | <b>f</b> $4x^2 - 16x = 0$           |

- 7 a  $2x^2 + 5x + 3 = 0$       b  $2x^2 - 3x - 5 = 0$   
 c  $3x^2 + 2x - 1 = 0$       d  $2x^2 + 11x + 5 = 0$   
 e  $2x^2 - 13x + 15 = 0$       f  $12x^2 + 10x - 8 = 0$
- 8 a  $x^2 + 12x = 0$       b  $x^2 + 12x + 27 = 0$   
 c  $x^2 + 4x = 32$       d  $x^2 + 5x = 14$   
 e  $2x^2 = 72$       f  $3x^2 - 12 = 288$

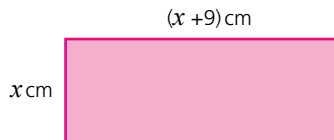
## Exercise 13.9

In the following questions, construct equations from the information given and then solve to find the unknown.

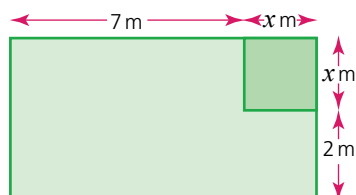
- When a number  $x$  is added to its square, the total is 12. Find two possible values for  $x$ .
- A number  $x$  is equal to its own square minus 42. Find two possible values for  $x$ .
- If the area of the rectangle (below) is  $10\text{ cm}^2$ , calculate the only possible value for  $x$ .



- If the area of the rectangle (below) is  $52\text{ cm}^2$ , calculate the only possible value for  $x$ .



- A triangle has a base length of  $2x\text{ cm}$  and a height of  $(x - 3)\text{ cm}$ . If its area is  $18\text{ cm}^2$ , calculate its height and base length.
- A triangle has a base length of  $(x - 8)\text{ cm}$  and a height of  $2x\text{ cm}$ . If its area is  $20\text{ cm}^2$ , calculate its height and base length.
- A right-angled triangle has a base length of  $x\text{ cm}$  and a height of  $(x - 1)\text{ cm}$ . If its area is  $15\text{ cm}^2$ , calculate the base length and height.
- A rectangular garden has a square flower bed of side length  $x\text{ m}$  in one of its corners. The remainder of the garden consists of lawn and has dimensions as shown (below). If the total area of the lawn is  $50\text{ m}^2$ :
  - form an equation in terms of  $x$ ,
  - solve the equation,
  - calculate the length and width of the whole garden.



## The quadratic formula

In general a quadratic equation takes the form  $ax^2 + bx + c = 0$  where  $a$ ,  $b$  and  $c$  are integers. Quadratic equations can be solved by the use of the **quadratic formula** which states that:

$$x = \frac{-b \pm \sqrt{b^2 - 4ac}}{2a}$$

### → Worked examples

- a** Solve the quadratic equation  $x^2 + 7x + 3 = 0$ .

$$a = 1, b = 7 \text{ and } c = 3.$$

Substituting these values into the quadratic formula gives:

$$x = \frac{-7 \pm \sqrt{7^2 - 4 \times 1 \times 3}}{2 \times 1}$$

$$x = \frac{-7 \pm \sqrt{49 - 12}}{2}$$

$$x = \frac{-7 \pm \sqrt{37}}{2}$$

$$\text{Therefore } x = \frac{-7 + 6.083}{2} \quad \text{or} \quad x = \frac{-7 - 6.083}{2}$$

$$x = -0.459 \text{ (3 s.f.)} \quad \text{or} \quad x = -6.54 \text{ (3 s.f.)}$$

- b** Solve the quadratic equation  $x^2 - 4x - 2 = 0$ .

$$a = 1, b = -4 \text{ and } c = -2.$$

Substituting these values into the quadratic formula gives:

$$x = \frac{-(-4) \pm \sqrt{(-4)^2 - (4 \times 1 \times -2)}}{2 \times 1}$$

$$x = \frac{4 \pm \sqrt{16 + 8}}{2}$$

$$x = \frac{4 \pm \sqrt{24}}{2}$$

$$\text{Therefore } x = \frac{4 + 4.899}{2} \quad \text{or} \quad x = \frac{4 - 4.899}{2}$$

$$x = 4.45 \text{ (3 s.f.)} \quad \text{or} \quad x = -0.449 \text{ (3 s.f.)}$$

## Completing the square

Quadratics can also be solved by expressing them in terms of a **perfect square**. We look once again at the quadratic  $x^2 - 4x - 2 = 0$ .

The perfect square  $(x - 2)^2$  can be expanded to give  $x^2 - 4x + 4$ . Notice that the  $x^2$  and  $x$  terms are the same as those in the original quadratic.

Therefore  $(x - 2)^2 - 6 = x^2 - 4x - 2$  and can be used to solve the quadratic.

$$(x - 2)^2 - 6 = 0$$

$$(x - 2)^2 = 6$$

$$x - 2 = \pm\sqrt{6}$$

$$x = 2 \pm\sqrt{6}$$

$$x = 4.45 \text{ (3 s.f.)} \quad \text{or} \quad x = -0.449 \text{ (3 s.f.)}$$

Exercise 13.10

Solve the following quadratic equations using either the quadratic formula or by completing the square. Give your answers to 2 d.p.

- |            |                     |          |                      |
|------------|---------------------|----------|----------------------|
| <b>1 a</b> | $x^2 - x - 13 = 0$  | <b>b</b> | $x^2 + 4x - 11 = 0$  |
| <b>c</b>   | $x^2 + 5x - 7 = 0$  | <b>d</b> | $x^2 + 6x + 6 = 0$   |
| <b>e</b>   | $x^2 + 5x - 13 = 0$ | <b>f</b> | $x^2 - 9x + 19 = 0$  |
| <b>2 a</b> | $x^2 + 7x + 9 = 0$  | <b>b</b> | $x^2 - 35 = 0$       |
| <b>c</b>   | $x^2 + 3x - 3 = 0$  | <b>d</b> | $x^2 - 5x - 7 = 0$   |
| <b>e</b>   | $x^2 + x - 18 = 0$  | <b>f</b> | $x^2 - 8 = 0$        |
| <b>3 a</b> | $x^2 - 2x - 2 = 0$  | <b>b</b> | $x^2 - 4x - 11 = 0$  |
| <b>c</b>   | $x^2 - x - 5 = 0$   | <b>d</b> | $x^2 + 2x - 7 = 0$   |
| <b>e</b>   | $x^2 - 3x + 1 = 0$  | <b>f</b> | $x^2 - 8x + 3 = 0$   |
| <b>4 a</b> | $2x^2 - 3x - 4 = 0$ | <b>b</b> | $4x^2 + 2x - 5 = 0$  |
| <b>c</b>   | $5x^2 - 8x + 1 = 0$ | <b>d</b> | $-2x^2 - 5x - 2 = 0$ |
| <b>e</b>   | $3x^2 - 4x - 2 = 0$ | <b>f</b> | $-7x^2 - x + 15 = 0$ |

## Simultaneous equations involving one linear and one non-linear equation

So far we have dealt with the solution of linear simultaneous equations and also the solution of quadratic equations. However, solving equations simultaneously need not only deal with two linear equations.

### Worked examples

- a** Solve the following linear and quadratic equations simultaneously.

$$y = 2x + 3 \quad \text{and} \quad y = x^2 + x - 9$$

Simultaneous equations involving one linear and one non-linear equation are solved using the method of substitution.

As both  $2x + 3$  and  $x^2 + x - 9$  are equal to  $y$ , then they must also be equal to each other.

$$2x + 3 = x^2 + x - 9$$

Rearranging the equation to collect all the terms on one side of the equation gives:

$$x^2 - x - 12 = 0$$

Note that equating a linear equation with a quadratic equation has produced a quadratic equation. This can therefore be solved in the normal way.

$$x^2 - x - 12 = 0$$

$$(x - 4)(x + 3) = 0$$

$$x = 4 \quad \text{and} \quad x = -3$$

Substituting these values of  $x$  into one of the original equations (the linear one is easier) will produce the corresponding  $y$  values.

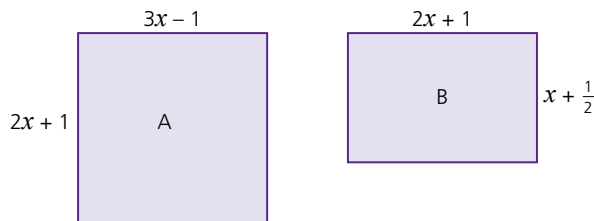
$$\text{When } x = 4, y = 2(4) + 3 = 11$$

$$\text{When } x = -3, y = 2(-3) + 3 = -3$$

*Exercise 13.11*

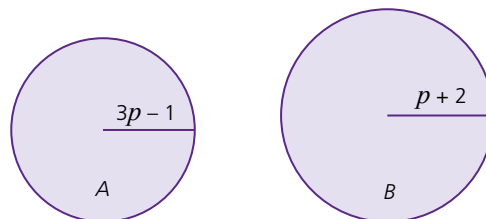
Solve the following equations simultaneously:

- 1  $y = 4$  and  $y = (x - 3)^2 + 4$
- 2  $y = -2x - 3$  and  $y = x^2 + 5x + 3$
- 3  $y = 2x^2 + 4x + 1$  and  $y = 3x + 11$
- 4  $y = 6x^2 - 5x + 2$  and  $y = 5x + 6$
- 5  $y = -2x + 2$  and  $y = 2(x - 3)^2 - 16$
- 6  $y = -5x^2 - 5x + 10$  and  $y = 6x - 2$
- 7  $y = 11 - x$  and  $y = \frac{30}{x}$
- 8  $y = 2x - 7 - \frac{3}{x}$  and  $y = \frac{2}{x}$
- 9 Two rectangles are shown below.



Calculate the value of  $x$  if the area of rectangle A and the perimeter of rectangle B have the same numerical value.

- 10 Two circles are shown below:



Calculate the value of  $p$  if the area of circle A has the same numerical value as the perimeter of circle B. Give your answer correct to 2 d.p.

## Linear inequalities

The statement

6 is less than 8

can be written as:

$$6 < 8$$

This inequality can be manipulated in the following ways:

adding 2 to each side:	$8 < 10$	this inequality is still true
subtracting 2 from each side:	$4 < 6$	this inequality is still true
multiplying both sides by 2:	$12 < 16$	this inequality is still true
dividing both sides by 2:	$3 < 4$	this inequality is still true
multiplying both sides by $-2$ :	$-12 < -16$	this inequality is not true
dividing both sides by $-2$ :	$-3 < -4$	this inequality is not true



As can be seen, when both sides of an inequality are either multiplied or divided by a negative number, the inequality is no longer true. For it to be true, the inequality sign needs to be changed around.

i.e.  $-12 > -16$  and  $-3 > -4$

When solving **linear inequalities**, the procedure is very similar to that for solving linear equations.

### → Worked examples

Remember:

-  implies that the number is not included in the solution. It is associated with  $>$  and  $<$ .
-  implies that the number is included in the solution. It is associated with  $\geq$  and  $\leq$ .

Solve the following inequalities and represent the solution on a number line:

a  $15 + 3x < 6$   
 $3x < -9$   
 $x < -3$



b  $17 \leq 7x + 3$

$14 \leq 7x$

$2 \leq x$  that is  $x \geq 2$



Note the inequality sign has changed direction.

c  $9 - 4x \geq 17$   
 $-4x \geq 8$   
 $x \leq -2$



## 13 EQUATIONS AND INEQUALITIES

### Exercise 13.12

Solve the following inequalities and illustrate your solution on a number line:

- |     |                      |   |                      |
|-----|----------------------|---|----------------------|
| 1 a | $x + 3 < 7$          | b | $5 + x > 6$          |
| c   | $4 + 2x \leq 10$     | d | $8 \leq x + 1$       |
| e   | $5 > 3 + x$          | f | $7 < 3 + 2x$         |
| 2 a | $x - 3 < 4$          | b | $x - 6 \geq -8$      |
| c   | $8 + 3x > -1$        | d | $5 \geq -x - 7$      |
| e   | $12 > -x - 12$       | f | $4 \leq 2x + 10$     |
| 3 a | $\frac{x}{2} < 1$    | b | $4 \geq \frac{x}{3}$ |
| c   | $1 \leq \frac{x}{2}$ | d | $9x \geq -18$        |
| e   | $-4x + 1 < 3$        | f | $1 \geq -3x + 7$     |

### Exercise 13.13

Find the range of values for which the following inequalities are satisfied. Illustrate each solution on a number line:

- |     |                      |   |                        |
|-----|----------------------|---|------------------------|
| 1 a | $4 < 2x \leq 8$      | b | $3 \leq 3x < 15$       |
| c   | $7 \leq 2x < 10$     | d | $10 \leq 5x < 21$      |
| 2 a | $5 < 3x + 2 \leq 17$ | b | $3 \leq 2x + 5 < 7$    |
| c   | $12 < 8x - 4 < 20$   | d | $15 \leq 3(x - 2) < 9$ |

### → Worked example

Find the range of values for which  $7 < 3x + 1 \leq 13$  and illustrate the solutions on a number line.

This is in fact two inequalities, which can therefore be solved separately.

$$\begin{array}{lcl}
 7 < 3x + 1 & \text{and} & 3x + 1 \leq 13 \\
 (-1) \rightarrow 6 < 3x & & (-1) \rightarrow 3x \leq 12 \\
 (+3) \rightarrow 2 < x \text{ that is } x > 2 & & (+3) \rightarrow x \leq 4
 \end{array}$$



### ? Student assessment 1

Solve the following equations:

- |     |                       |   |                        |
|-----|-----------------------|---|------------------------|
| 1 a | $y + 9 = 3$           | b | $3x - 5 = 13$          |
| c   | $12 - 5p = -8$        | d | $2.5y + 1.5 = 7.5$     |
| 2 a | $5 - p = 4 + p$       | b | $8m - 9 = 5m + 3$      |
| c   | $11p - 4 = 9p + 15$   | b | $27 - 5r = r - 3$      |
| 3 a | $\frac{p}{-2} = -3$   | b | $6 = \frac{2}{5}x$     |
| c   | $\frac{m - 7}{5} = 3$ | d | $\frac{4t - 3}{3} = 7$ |

4 a  $\frac{2}{5}(t-1) = 3$       b  $5(3-m) = 4(m-6)$   
 c  $5 = \frac{2}{3}(x-1)$       d  $\frac{4}{5}(t-2) = \frac{1}{4}(2t+8)$

Solve the following simultaneous equations:

5 a  $x + y = 11$       b  $5p - 3q = -1$   
 $x - y = 3$        $-2p - 3q = -8$   
 c  $3x + 5y = 26$       d  $2m - 3n = -9$   
 $x - y = 6$        $3m + 2n = 19$

6 Solve the following equations simultaneously:

$y = -3x + 5$  and  $y = 4x^2 + 8x + 2$

## ? Student assessment 2

- 1 The angles of a quadrilateral are  $x$ ,  $3x$ ,  $(2x - 40)$  and  $(3x - 50)$  degrees.  
 a Construct an equation in terms of  $x$ .  
 b Solve the equation.  
 c Calculate the size of the four angles.

- 2 Three is subtracted from seven times a number. The result is multiplied by 5. If the answer is 55, calculate the value of the number by constructing an equation and solving it.

- 3 The interior angles of a pentagon are  $9x$ ,  $5x + 10$ ,  $6x + 5$ ,  $8x - 25$  and  $10x - 20$  degrees. If the sum of the interior angles of a pentagon is  $540^\circ$ , find the size of each of the angles.

- 4 Solve the following quadratic equation by factorisation:

$$x^2 - x = 20$$

- 5 Solve the following quadratic equation by using the quadratic formula:

$$2x^2 - 7 = 3x$$

- 6 Solve the following equations simultaneously:

$$y = \frac{2}{x} + 1 \quad \text{and} \quad y = \frac{1}{2}x + 2$$

- 7 Solve the inequality below and illustrate your answer on a number line.

$$6 < 2x \leq 10$$

- 8 For what values of  $x$  is the following inequality true?

$$\frac{7}{x-5} > 0$$



## Student assessment 3

- 1 The angles of a triangle are  $x^\circ$ ,  $y^\circ$  and  $40^\circ$ . The difference between the two unknown angles is  $30^\circ$ .
  - a Write down two equations from the information given above.
  - b What is the size of the two unknown angles?
- 2 The interior angles of a pentagon increase by  $10^\circ$  as you progress clockwise.
  - a Illustrate this information in a diagram.
  - b Write an expression for the sum of the interior angles.
  - c The sum of the interior angles of a pentagon is  $540^\circ$ . Use this to calculate the largest **exterior** angle of the pentagon.
  - d Illustrate on your diagram the size of each of the five exterior angles.
  - e Show that the sum of the exterior angles is  $360^\circ$ .
- 3 A flat sheet of card measures 12 cm by 10 cm. It is made into an open box by cutting a square of side  $x$  cm from each corner and then folding up the sides.
  - a Illustrate the box and its dimensions on a simple 3D sketch.
  - b Write an expression for the surface area of the outside of the box.
  - c If the surface area is  $56\text{ cm}^2$ , form and solve a quadratic equation to find the value of  $x$ .
- 4
  - a Show that  $x - 2 = \frac{4}{x - 3}$  can be written as  $x^2 - 5x + 2 = 0$ .
  - b Use the quadratic formula to solve  $x - 2 = \frac{4}{x - 3}$ .
- 5 A right-angled triangle  $ABC$  has side lengths as follows:  $AB = x$  cm,  $AC$  is 2 cm shorter than  $AB$ , and  $BC$  is 2 cm shorter than  $AC$ .
  - a Illustrate this information on a diagram.
  - b Using this information show that  $x^2 - 12x + 20 = 0$ .
  - c Solve the above quadratic and hence find the length of each of the three sides of the triangle.

# 14

## Linear programming

### Revision

An understanding of the following symbols is necessary:

- $>$  means 'is greater than'
- $\geq$  means 'is greater than or equal to'
- $<$  means 'is less than'
- $\leq$  means 'is less than or equal to'

#### Exercise 14.1

1 Solve each of the following inequalities:

a  $15 + 3x < 21$

b  $18 \leq 7y + 4$

c  $19 - 4x \geq 27$

d  $2 \geq \frac{y}{3}$

e  $-4t + 1 < 1$

f  $1 \geq 3p + 10$

2 Solve each of the following inequalities:

a  $7 < 3y + 1 \leq 13$

b  $3 \leq 3p < 15$

c  $9 \leq 3(m - 2) < 15$

d  $20 < 8x - 4 < 28$

### Graphing an inequality

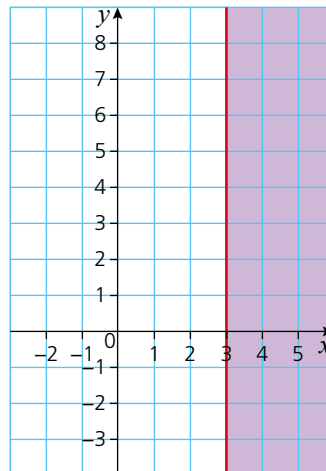
The solution to an inequality can also be illustrated on a graph.

#### Worked examples

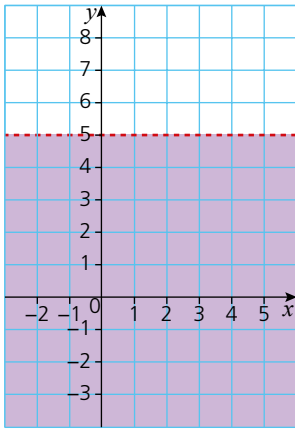
- a On a pair of axes, shade the region which satisfies the inequality  $x \geq 3$ .

To do this, the line  $x = 3$  is drawn.

The region to the right of  $x = 3$  represents the inequality  $x \geq 3$  and therefore is shaded as shown below.



## 14 LINEAR PROGRAMMING

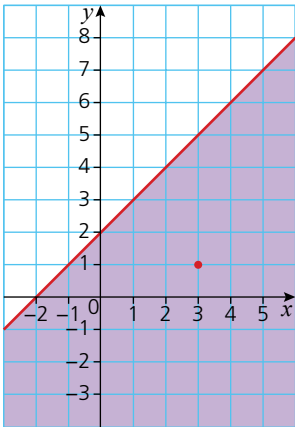


- b On a pair of axes, shade the region which satisfies the inequality  $y < 5$ .

The line  $y = 5$  is drawn first (in this case it is drawn as a broken line).

The region below the line  $y = 5$  represents the inequality  $y < 5$  and therefore is shaded as shown (left).

Note that a broken (dashed) line shows  $<$  or  $>$ , while a solid line shows  $\leq$  or  $\geq$ .



- c On a pair of axes, shade the region which satisfies the inequality  $y \leq x + 2$ .

The line  $y = x + 2$  is drawn first (since it is included, this line is solid).

To know which region satisfies the inequality, and hence to know which side of the line to shade, the following steps are taken:

- Choose a point at random which does not lie on the line, e.g.  $(3, 1)$ .
- Substitute those values of  $x$  and  $y$  into the inequality, i.e.  $1 \leq 3 + 2$ .
- If the inequality holds true, then the region in which the point lies satisfies the inequality and can therefore be shaded.

Note that in some questions the region which satisfies the inequality is left **unshaded**, while in others it is **shaded**. You will therefore need to read the question carefully to see which is required.

### Exercise 14.2

- 1 By drawing appropriate axes, shade the region which satisfies each of the following inequalities:

- |               |                |                  |
|---------------|----------------|------------------|
| a $y > 2$     | b $x < 3$      | c $y \leq 4$     |
| d $x \geq -1$ | e $y > 2x + 1$ | f $y \leq x - 3$ |

- 2 By drawing appropriate axes, leave unshaded the region which satisfies each of the following inequalities:

- |                  |                   |                  |
|------------------|-------------------|------------------|
| a $y \geq -x$    | b $y \leq 2 - x$  | c $x \leq y - 3$ |
| d $x + y \geq 4$ | e $2x - y \geq 3$ | f $2y - x < 4$   |

## Graphing more than one inequality

Several inequalities can be graphed on the same set of axes. If the regions which satisfy each inequality are left unshaded, then a solution can be found which satisfies all the inequalities, i.e. the region left unshaded by all the inequalities.

**→ Worked example**

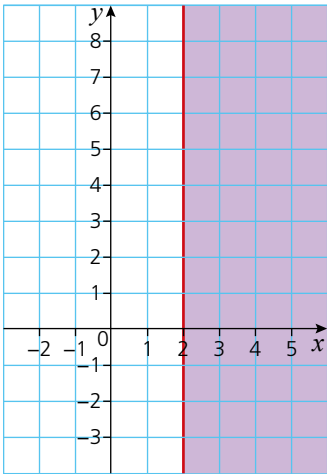
On the same pair of axes, leave unshaded the regions which satisfy the following inequalities simultaneously:

$$x \leq 2 \quad y > -1 \quad y \leq 3 \quad y \leq x + 2$$

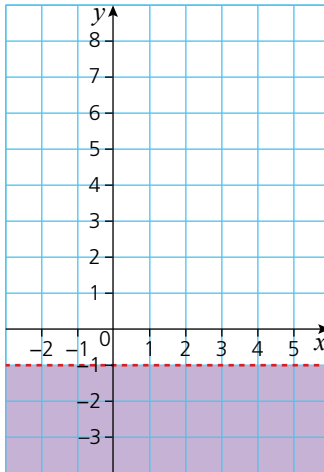
Hence find the region which satisfies all four inequalities.

If the four inequalities are graphed on separate axes, the solutions are as shown below:

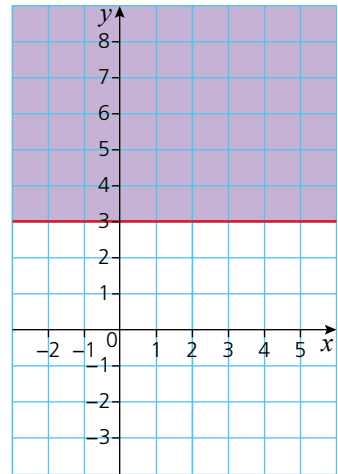
$$x \leq 2$$



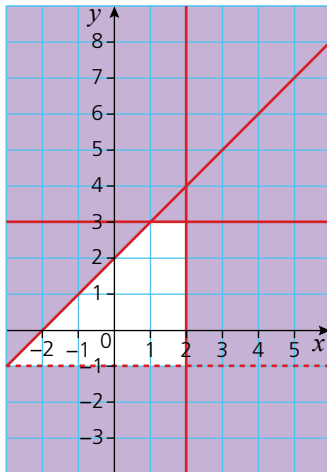
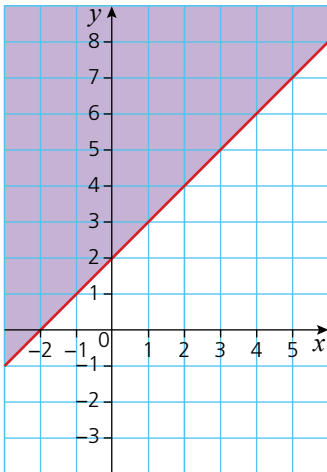
$$y > -1$$



$$y \leq 3$$



$$y \leq x + 2$$



Combining all four on one pair of axes gives this diagram.

The unshaded region therefore gives a solution which satisfies all four inequalities.

## 14 LINEAR PROGRAMMING

### Exercise 14.3

On the same pair of axes, plot the following inequalities and leave unshaded the region which satisfies all of them simultaneously.

- 1  $y \leq x$        $y > 1$        $x \leq 5$
- 2  $x + y \leq 6$        $y < x$        $y \geq 1$
- 3  $y \geq 3x$        $y \leq 5$        $x + y > 4$
- 4  $2y \geq x + 4$        $y \leq 2x + 2$        $y < 4$        $x \leq 3$

## Linear programming

**Linear programming** is a way of finding a number of possible solutions to a problem given a number of constraints. But it is more than this – it is also a method for minimising a linear function in two (or more) variables.

### → Worked example

The number of fields a farmer plants with wheat is  $w$  and the number of fields he plants with corn is  $c$ . There are, however, certain restrictions which govern how many fields he can plant of each. These are as follows:

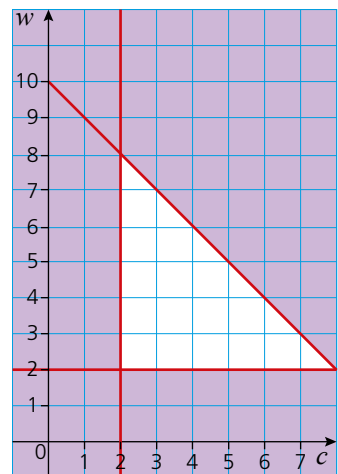
- There must be at least two fields of corn.
- There must be at least two fields of wheat.
- Not more than 10 fields are to be sown with wheat or corn.

a Construct three inequalities from the information given above.

$$c \geq 2 \quad w \geq 2 \quad c + w \leq 10$$

b On one pair of axes, graph the three inequalities and leave unshaded the region which satisfies all three simultaneously.

c Give one possible arrangement as to how the farmer should plant his fields.



Four fields of corn and four fields of wheat.

Exercise 14.4

In the following questions draw both axes numbered from 0 to 12. For each question:

- a write an inequality for each statement,
  - b graph the inequalities, leaving the region which satisfies the inequalities unshaded,
  - c using your graph, state one solution which satisfies all the inequalities simultaneously.
- 1 A taxi firm has at its disposal one morning a car and a minibus for hire. During the morning, it makes  $x$  car trips and  $y$  minibus trips.
    - It makes at least five car trips.
    - It makes between two and eight minibus trips.
    - The total number of car and minibus trips does not exceed 12.
  - 2 A woman is baking bread and cakes. She makes  $p$  loaves and  $q$  cakes. She bakes at least five loaves and at least two cakes but no more than ten loaves and cakes altogether.
  - 3 A couple are buying curtains for their house. They buy  $m$  long curtains and  $n$  short curtains. They buy at least two long curtains. They also buy at least twice as many short curtains as long curtains. A maximum of 11 curtains are bought altogether.
  - 4 A shop sells large and small oranges. A girl buys  $L$  large oranges and  $S$  small oranges. She buys at least three but fewer than nine large oranges. She also buys fewer than six small oranges. The maximum number of oranges she needs to buy is 10.



Student assessment 1

- 1 Solve the following inequalities:
  - a  $17 + 5x \leq 42$
  - b  $3 \geq \frac{y}{3} + 2$
- 2 Find the range of values for which:
  - a  $7 < 4y - 1 \leq 15$
  - b  $18 < 3(p + 2) \leq 30$
- 3 A garage stocks two kinds of engine oil. They have  $r$  cases of regular oil and  $s$  cases of super oil. They have fewer than ten cases of regular oil in stock and between three and nine cases of super oil in stock. They also have fewer than 12 cases in stock altogether.
  - a Express the three constraints described above as inequalities.
  - b Draw an appropriate pair of axes and identify the region which satisfies all the inequalities by shading the unwanted regions.
  - c State two possible solutions for the number of each case in stock.

- 4 Students from Argentina and students from England are meeting on a cultural exchange.
- In total there will be between 12 and 20 students. There are fewer than 10 students from Argentina, while the number from England cannot be more than three greater than the number from Argentina.
- Write inequalities for the number ( $A$ ) of students from Argentina and the number ( $E$ ) of students from England.
  - On an appropriate pair of axes, graph the inequalities, leaving unshaded the region which satisfies all of them.
  - State two of the possible combinations of  $A$  and  $E$  which satisfy the given conditions.

### ? Student assessment 2

- Solve the following inequalities:
  - $5 + 6x \leq 47$
  - $4 \geq \frac{y+3}{3}$
- Find the range of values for which:
  - $3 \leq 3p < 12$
  - $24 < 8(x-1) \leq 48$
- A breeder of horses has  $x$  stallions and  $y$  mares. She has fewer than four stallions and more than two mares. She has enough room for a maximum of eight animals in total.
  - Express the three conditions above as inequalities.
  - Draw an appropriate pair of axes and leave unshaded the region which satisfies all the inequalities.
  - State two of the possible combinations of stallions and mares which she can have.
- Antonio is employed by a company to do two jobs. He mends cars and he also repairs electrical goods. His terms of employment are listed below.
  - He is employed for a maximum of 40 hours.
  - He must spend at least 16 hours mending cars.
  - He must spend at least 5 hours repairing electrical goods.
  - He must spend more than twice as much time mending cars as repairing electrical goods.
  - Express the conditions above as inequalities, using  $c$  to represent the number of hours spent mending cars, and  $e$  to represent the number of hours spent mending electrical goods.
  - On an appropriate pair of axes, graph the inequalities, leaving unshaded the region which satisfies all four.
  - State two of the possible combinations which satisfy the above conditions.

# Sequences

A **sequence** is a collection of terms arranged in a specific order, where each term is obtained according to a rule. Examples of some simple sequences are given below:

$$\begin{array}{lll} 2, 4, 6, 8, 10 & 1, 4, 9, 16, 25 & 1, 2, 4, 8, 16 \\ 1, 1, 2, 3, 5, 8 & 1, 8, 27, 64, 125 & 10, 5, \frac{5}{2}, \frac{5}{4}, \frac{5}{8} \end{array}$$

You could discuss with another student the rules involved in producing the sequences above.

The terms of a sequence can be expressed as  $u_1, u_2, u_3, \dots, u_n$  where:

$u_1$  is the first term

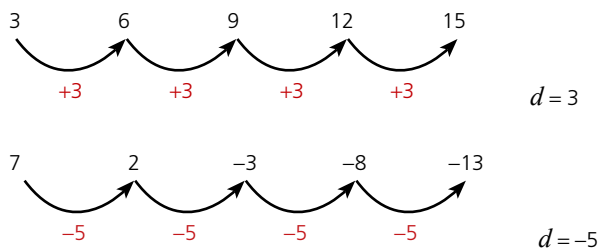
$u_2$  is the second term

$u_n$  is the  $n$ th term

Therefore in the sequence 2, 4, 6, 8, 10,  $u_1 = 2, u_2 = 4$ , etc.

## Arithmetic sequences

In an **arithmetic sequence** there is a **common difference** ( $d$ ) between successive terms. Examples of some arithmetic sequences are given below:

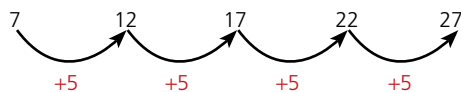


## Formulae for the terms of an arithmetic sequence

There are two main ways of describing a sequence.

### 1 A term-to-term rule.

In the following sequence,



the term-to-term rule is  $+5$ , i.e.  $u_2 = u_1 + 5, u_3 = u_2 + 5$ , etc. The general form is therefore written as  $u_{n+1} = u_n + 5, u_1 = 7$ , where  $u_n$  is the  $n$ th term and  $u_{n+1}$  the term after the  $n$ th term.

Note: It is important to give one of the terms, e.g.  $u_1$ , so that the exact sequence can be generated.

2 A formula for the  $n$ th term of a sequence.

This type of rule links each term to its position in the sequence, for example:

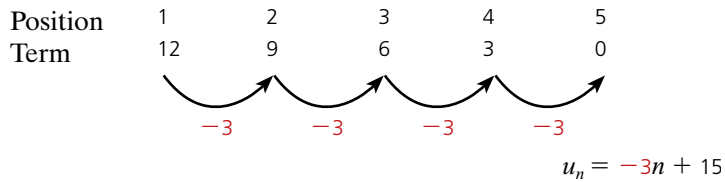
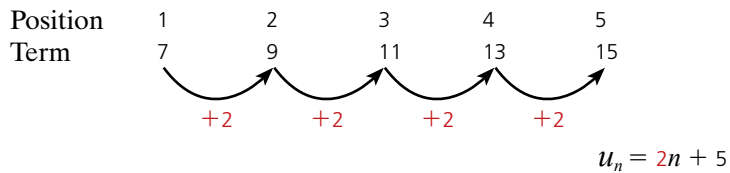
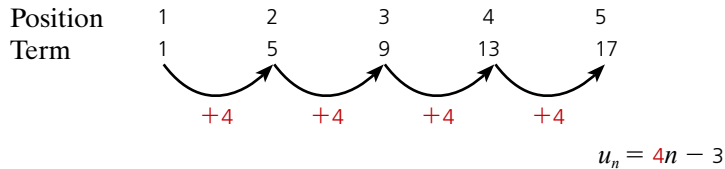
Position	1	2	3	4	5	$n$
Term	7	12	17	22	27	

We can deduce from the figures above that each term can be calculated by multiplying its position number by 5 and adding 2. Algebraically this can be written as the formula for the  $n$ th term:

$$u_n = 5n + 2$$

This textbook focuses on the generation and use of the rule for the  $n$ th term.

With an arithmetic sequence, the rule for the  $n$ th term can easily be deduced by looking at the common difference, for example:



The common difference is the coefficient of  $n$  (i.e. the number by which  $n$  is multiplied). The constant is then worked out by calculating the number needed to make the term.

## → Worked examples

- a** A sequence is given by the term-to-term rule  $u_{n+1} = u_n + 3$ , where  $u_1 = 0$ . Generate the terms  $u_2, u_3$  and  $u_4$ .

$$u_2 = u_1 + 3, \text{ therefore } u_2 = 0 + 3 = 3$$

$$u_3 = u_2 + 3, \text{ therefore } u_3 = 3 + 3 = 6$$

$$u_4 = u_3 + 3, \text{ therefore } u_4 = 6 + 3 = 9$$

- b** Find the rule for the  $n$ th term of the sequence 12, 7, 2, -3, -8, ...

Position	1	2	3	4	5	$u_n = -5n + 17$
Term	12	7	2	-3	-8	

### Exercise 15.1

- 1** For each of the following sequences, the term-to-term rule and one of the terms are given.

Calculate the terms required and state whether the sequence generated is arithmetic or not.

- a**  $u_{n+1} = u_n + 5$ , where  $u_1 = 2$ . Calculate  $u_2, u_3$  and  $u_4$
- b**  $u_{n+1} = u_n - 3$ , where  $u_1 = 4$ . Calculate  $u_2, u_3$  and  $u_4$
- c**  $u_{n+1} = u_n - 4$ , where  $u_3 = 2$ . Calculate  $u_1, u_2$  and  $u_4$
- d**  $u_{n+1} = 2u_n - 1$ , where  $u_2 = 0$ . Calculate  $u_1, u_3$  and  $u_4$
- e**  $u_{n+1} = \frac{u_n}{2} + 3$ , where  $u_1 = 2$ . Calculate  $u_2, u_3$  and  $u_4$
- f**  $u_{n+1} = \frac{u_n}{2} - 1$ , where  $u_3 = 10$ . Calculate  $u_1, u_2$  and  $u_4$
- 2** For each of the following sequences:
- i** describe the term-to-term rule in words
  - ii** write the term-to-term rule in its general form using the notation  $u_{n+1}$  and  $u_n$
  - iii** deduce the formula for the  $n$ th term
  - iv** calculate the 10th term.
- a** 5, 8, 11, 14, 17
- b** 0, 4, 8, 12, 16
- c**  $\frac{1}{2}, 1\frac{1}{2}, 2\frac{1}{2}, 3\frac{1}{2}, 4\frac{1}{2}$
- d** 6, 3, 0, -3, -6
- e** -7, -4, -1, 2, 5
- f** -9, -13, -17, -21, -25

## Exercise 15.1 (cont)

3 Copy and complete each of the following tables of arithmetic sequences:

a

Position	1	2	5		50	$n$
Term				45		$4n - 3$

b

Position	1	2	5			$n$
Term				59	449	$6n - 1$

c

Position	1				100	$n$
Term		0	-5	-47		$-n + 3$

d

Position	1	2	3			$n$
Term	3	0	-3	-24	-294	

e

Position		5	7			$n$
Term	1	10	16	25	145	

f

Position	1	2	5		50	$n$
Term	-5.5	-7		-34		

4 For each of the following arithmetic sequences:

- i deduce the common difference  $d$
  - ii write the term-to-term rule in its general form using the notation  $u_{n+1}$  and  $u_n$
  - iii give the formula for the  $n$ th term
  - iv calculate the 50th term.
- a 5, 9, 13, 17, 21
  - b 0, ..., 2, ..., 4
  - c -10, ..., ..., ..., 2
  - d  $u_1 = 6, u_9 = 10$
  - e  $u_3 = -50, u_{20} = 18$
  - f  $u_5 = 60, u_{12} = 39$

## Sequences with quadratic and cubic rules

So far all the sequences we have looked at have been arithmetic, i.e. the term-to-term rule has a common difference and the rule for the  $n$ th term is linear and takes the form  $u_n = an + b$ . The rule for the  $n$ th term can be found algebraically using the method of differences and this method is particularly useful for more complex sequences.

## → Worked examples

- a Deduce the rule for the  $n$ th term for the sequence 4, 7, 10, 13, 16, ...

Firstly, produce a table of the terms and their positions in the sequence:

<b>Position</b>	1	2	3	4	5
<b>Term</b>	4	7	10	13	16

Extend the table to look at the differences:

<b>Position</b>	1	2	3	4	5
<b>Term</b>	4	7	10	13	16
<b>1st difference</b>		3	3	3	3

As the row of 1st differences is constant, the rule for the  $n$ th term is linear and takes the form  $u_n = an + b$ .

By substituting the values of  $n$  into the rule, each term can be expressed in terms of  $a$  and  $b$ :

<b>Position</b>	1	2	3	4	5
<b>Term</b>	$a + b$	$2a + b$	$3a + b$	$4a + b$	$5a + b$
<b>1st difference</b>		$a$	$a$	$a$	$a$

Compare the two tables in order to deduce the values of  $a$  and  $b$ :

$$a = 3$$

$$a + b = 4 \quad \text{therefore } b = 1$$

The rule for the  $n$ th term  $u_n = an + b$  can be written as  $u_n = 3n + 1$ .

For a linear rule, this method is perhaps overcomplicated. However, it is very efficient for quadratic and cubic rules.

- b Deduce the rule for the  $n$ th term for the sequence 0, 7, 18, 33, 52, ...

Entering the sequence in a table gives:

<b>Position</b>	1	2	3	4	5
<b>Term</b>	0	7	18	33	52

Extending the table to look at the differences gives:

<b>Position</b>	1	2	3	4	5
<b>Term</b>	0	7	18	33	52
<b>1st difference</b>		7	11	15	19

The row of 1st differences is not constant, and so the rule for the  $n$ th term is not linear. Extend the table again to look at the row of 2nd differences:

<b>Position</b>	1	2	3	4	5
<b>Term</b>	0	7	18	33	52
<b>1st difference</b>		7	11	15	19
<b>2nd difference</b>			4	4	4

The row of 2nd differences is constant, and so the rule for the  $n$ th term is therefore a quadratic which takes the form  $u_n = an^2 + bn + c$ .

By substituting the values of  $n$  into the rule, each term can be expressed in terms of  $a$ ,  $b$  and  $c$  as shown:

<b>Position</b>	1	2	3	4	5
<b>Term</b>	$a + b + c$	$4a + 2b + c$	$9a + 3b + c$	$16a + 4b + c$	$25a + 5b + c$
<b>1st difference</b>		$3a + b$	$5a + b$	$7a + b$	$9a + b$
<b>2nd difference</b>		$2a$	$2a$	$2a$	

Comparing the two tables, the values of  $a$ ,  $b$  and  $c$  can be deduced:

$$\begin{aligned} 2a &= 4 && \text{therefore} && a = 2 \\ 3a + b &= 7 && \text{therefore} && 6 + b = 7 && \text{giving } b = 1 \\ a + b + c &= 0 && \text{therefore} && 2 + 1 + c = 0 && \text{giving } c = -3 \end{aligned}$$

The rule for the  $n$ th term  $u_n = an^2 + bn + c$  can be written as  $u_n = 2n^2 + n - 3$ .

- c Deduce the rule for the  $n$ th term for the sequence  $-6, -8, -6, 6, 34, \dots$   
Entering the sequence in a table gives:

<b>Position</b>	1	2	3	4	5
<b>Term</b>	-6	-8	-6	6	34

Extending the table to look at the differences:

<b>Position</b>	1	2	3	4	5
<b>Term</b>	-6	-8	-6	6	34
<b>1st difference</b>		-2	2	12	28

The row of 1st differences is not constant, and so the rule for the  $n$ th term is not linear. Extend the table again to look at the row of 2nd differences:

<b>Position</b>	1	2	3	4	5
<b>Term</b>	-6	-8	-6	6	34
<b>1st difference</b>		-2	2	12	28
<b>2nd difference</b>			4	10	16

The row of 2nd differences is not constant either, and so the rule for the  $n$ th term is not quadratic. Extend the table by a further row to look at the row of 3rd differences:

<b>Position</b>	1	2	3	4	5
<b>Term</b>	-6	-8	-6	6	34
<b>1st difference</b>		-2	2	12	28
<b>2nd difference</b>			4	10	16
<b>3rd difference</b>				6	6

The row of 3rd differences is constant, and so the rule for the  $n$ th term is therefore cubic which takes the form  $u_n = an^3 + bn^2 + cn + d$ .

By substituting the values of  $n$  into the rule, each term can be expressed in terms of  $a$ ,  $b$ ,  $c$ , and  $d$  as shown:

<b>Position</b>	1	2	3	4	5
<b>Term</b>	$a + b + c + d$	$8a + 4b + 2c + d$	$27a + 9b + 3c + d$	$64a + 16b + 4c + d$	$125a + 25b + 5c + d$
<b>1st difference</b>		$7a + 3b + c$	$19a + 5b + c$	$37a + 7b + c$	$61a + 9b + c$
<b>2nd difference</b>			$12a + 2b$	$18a + 2b$	$24a + 2b$
<b>3rd difference</b>			$6a$	$6a$	

By comparing the two tables, equations can be formed and the values of  $a$ ,  $b$ ,  $c$ , and  $d$  can be found:

$$6a = 6$$

therefore  $a = 1$

$$12a + 2b = 4$$

therefore  $12 + 2b = 4$  giving  $b = -4$

$$7a + 3b + c = -2$$

therefore  $7 - 12 + c = -2$  giving  $c = 3$

$$a + b + c + d = -6$$

therefore  $1 - 4 + 3 + d = -6$  giving  $d = -6$

Therefore, the equation for the  $n$ th term is  $u_n = n^3 - 4n^2 + 3n - 6$ .

### Exercise 15.2

By using a table if necessary, find the formula for the  $n$ th term of each of the following sequences:

1 2, 5, 10, 17, 26

2 0, 3, 8, 15, 24

3 6, 9, 14, 21, 30

4 9, 12, 17, 24, 33

5 -2, 1, 6, 13, 22

6 4, 10, 20, 34, 52

7 0, 6, 16, 30, 48

8 5, 14, 29, 50, 77

9 0, 12, 32, 60, 96

10 1, 16, 41, 76, 121

### Exercise 15.3

Use a table to find the formula for the  $n$ th term of the following sequences:

1 11, 18, 37, 74, 135

2 0, 6, 24, 60, 120

3 -4, 3, 22, 59, 120

4 2, 12, 36, 80, 150

5 7, 22, 51, 100, 175

6 7, 28, 67, 130, 223

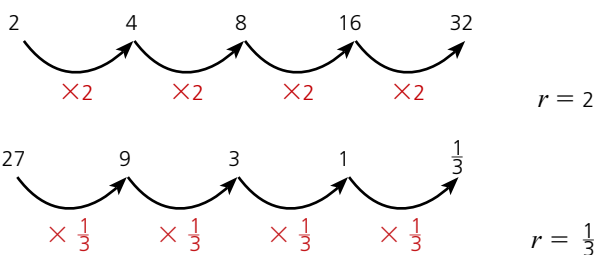
7 1, 10, 33, 76, 145

8 13, 25, 49, 91, 157

## Exponential sequences

So far we have looked at sequences where there is a common difference between successive terms. There are, however, other types of sequences, e.g. 2, 4, 8, 16, 32. There is clearly a pattern to the way the numbers are generated as each term is double the previous term, but there is no common difference.

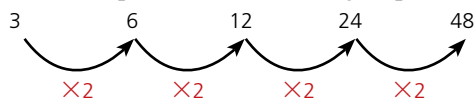
A sequence where there is a **common ratio** ( $r$ ) between successive terms is known as an **exponential sequence** (or sometimes as a **geometric sequence**).



As with an arithmetic sequence, there are two main ways of describing an exponential sequence.

### 1 The term-to-term rule.

For example, for the following sequence,



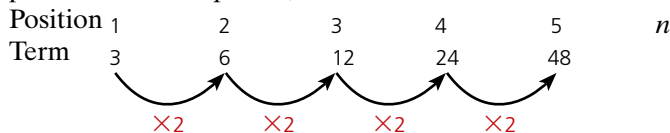
$$u_2 = 2u_1$$

$$u_3 = 2u_2$$

the general rule is  $u_{n+1} = 2u_n$ ;  $u_1 = 3$ .

### 2 The formula for the $n$ th term of an exponential sequence.

As with an arithmetic sequence, this rule links each term to its position in the sequence,



to reach the second term the calculation is  $3 \times 2$  or  $3 \times 2^1$

to reach the third term, the calculation is  $3 \times 2 \times 2$  or  $3 \times 2^2$

to reach the fourth term, the calculation is  $3 \times 2 \times 2 \times 2$  or  $3 \times 2^3$

to reach the  $n$ th term, the calculation is  $3 \times 2^{n-1}$

In general therefore

$$u_n = ar^{n-1}$$

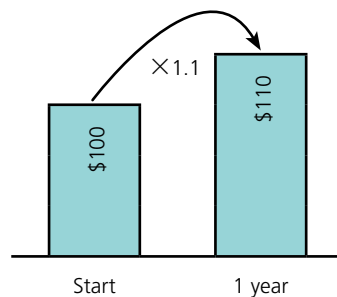
where  $a$  is the first term and  $r$  is the common ratio.

## Applications of exponential sequences

In Chapter 8, simple and compound interest were shown as different ways that interest could be earned on money left in a bank account for a period of time. Here we look at compound interest as an example of an exponential sequence.

### Compound interest

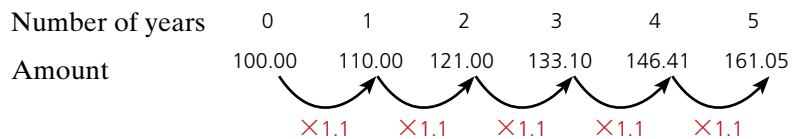
e.g. \$100 is deposited in a bank account and left untouched. After 1 year the amount has increased to \$110 as a result of interest payments. To work out the interest rate, calculate the multiplier from \$100 → \$110:



The multiplier is 1.1. This corresponds to a 10% increase. Therefore the simple interest rate is 10% in the first year.

Assume the money is left in the account and that the interest rate remains unchanged. Calculate the amount in the account after 5 years.

This is an example of an exponential sequence.



Alternatively, the amount after 5 years can be calculated using a variation of  $u_n = ar^{n-1}$ , i.e.  $u_5 = 100 \times 1.1^5 = 161.05$ . Note: As the number of years starts at 0,  $\times 1.1$  is applied 5 times to get to the fifth year.

This is an example of compound interest as the previous year's interest is added to the total and included in the following year's calculation.

### → Worked examples

- a Alex deposits \$1500 in his savings account. The interest rate offered by the savings account is 6% each year for a 10-year period. Assuming Alex leaves the money in the account, calculate how much interest he has gained after the 10 years.

An interest rate of 6% implies a common ratio of 1.06

Therefore  $u_{10} = 1500 \times 1.06^{10} = 2686.27$

The amount of interest gained is  $2686.27 - 1500 = \$1186.27$

- b Adrienne deposits \$2000 in her savings account. The interest rate offered by the bank for this account is 8% compound interest per year. Calculate the number of years Adrienne needs to leave the money in her account for it to double in value.

An interest rate of 8% implies a common ratio of 1.08

The amount each year can be found using the term-to-term rule

$$u_{n+1} = 1.08 \times u_n$$

$$u_1 = 2000 \times 1.08 = 2160$$

$$u_2 = 2160 \times 1.08 = 2332.80$$

$$u_3 = 2332.80 \times 1.08 = 2519.42$$

...

$$u_9 = 3998.01$$

$$u_{10} = 4317.85$$

Adrienne needs to leave the money in the account for 10 years in order for it to double in value.

Although answers have been rounded to 2 d.p. in some places, the full answer has been stored in the calculator and used in the next calculation.

This avoids rounding errors affecting the final solution.

### Exercise 15.4

- 1 Identify which of the following are exponential sequences and which are not.

**a** 2, 6, 18, 54

**b** 25, 5, 1,  $\frac{1}{5}$

**c** 1, 4, 9, 16

**d** -3, 9, -27, 81

**e**  $\frac{1}{2}, \frac{2}{3}, \frac{3}{4}, \frac{4}{5}$

**f**  $\frac{1}{2}, \frac{2}{4}, \frac{4}{8}, \frac{8}{16}$

- 2 For the sequences in question 1 that are exponential, calculate:

- i** the common ratio  $r$
- ii** the next two terms
- iii** a formula for the  $n$ th term.

- 3 The  $n$ th term of an exponential sequence is given by the formula

$$u_n = -6 \times 2^{n-1}.$$

**a** Calculate  $u_1, u_2$  and  $u_3$ .

**b** What is the value of  $n$  if  $u_n = -768$ ?

- 4 Part of an exponential sequence is given below:

$$\dots, -1, \dots, \dots, 64, \dots \quad \text{where } u_2 = -1 \text{ and } u_5 = 64.$$

Calculate:

- a** the common ratio  $r$
- b** the value of  $u_1$
- c** the value of  $u_{10}$ .

- 5 A homebuyer takes out a loan with a mortgage company for \$200 000. The interest rate is 6% per year. If she is unable to repay any of the loan during the first 3 years, calculate the extra amount she will have to pay because of interest by the end of the third year.
- 6 A car is bought for \$10 000. It loses value at a rate of 20% each year.
- a** Explain why the car is not worthless after 5 years.
  - b** Calculate its value after 5 years.
  - c** Explain why a depreciation of 20% per year means, in theory, that the car will never be worthless.

## Combinations of sequences

So far we have looked at arithmetic and exponential sequences and explored different ways of working out the term-to-term rule and the rule for the  $n$ th term. However, sometimes sequences are just variations of well-known ones. Being aware of these can often save a lot of time and effort.

Consider the sequence 2, 5, 10, 17, 26. By looking at the differences it could be established that the 2<sup>nd</sup> differences are constant and, therefore, the formula for the  $n$ th term will involve an  $n^2$  term, but this takes quite a lot of time.

On closer inspection, when compared with the sequence 1, 4, 9, 16, 25, we can see that each of the terms in the sequence 2, 5, 10, 17, 26 has had 1 added to it.

1, 4, 9, 16, 25 is the well-known sequence of square numbers. The formula for the  $n$ th term for the sequence of square numbers is  $u_n = n^2$ , therefore the formula for the  $n$ th term for the sequence 2, 5, 10, 17, 26 is  $u_n = n^2 + 1$ .



### Note

It is good practice to be aware of key sequences and to always check whether a sequence you are looking at is a variation of one of those. The key sequences include:

Square numbers 1, 4, 9, 16, 25..... where  $u_n = n^2$

Cube numbers 1, 8, 27, 64, 125..... where  $u_n = n^3$

Powers of two 2, 4, 8, 16, 32..... where  $u_n = 2^n$

Triangle numbers 1, 3, 6, 10, 15..... where  $u_n = \frac{1}{2}n(n+1)$



## Worked examples

a Consider the sequence below:

2, 8, 18, 32

i By inspection, write the rule for the  $n$ th term of the sequence.

The terms of the sequence are double those of the sequence of square numbers, therefore  $u_n = 2n^2$ .

ii Write down the next two terms.

50, 72

b For the sequence below, by inspection, write down the rule for the  $n$ th term and the next two terms.

1, 3, 7, 15, 31

The terms of the sequence are one less than the terms of the sequence of powers of two. Therefore  $u_n = 2^n - 1$

The next two terms are 63, 127.

## Exercise 15.5

In each of the questions below:

- i write down the rule for the  $n$ th term of the sequence by inspection  
 ii write down the next two terms of the sequence.

1 2, 5, 10, 17

2 3, 10, 29, 66

3  $\frac{1}{2}$ , 2,  $4\frac{1}{2}$ , 8

4 1, 2, 4, 8

5 2, 6, 12, 20

6 2, 12, 36, 80

7 0, 4, 18, 48

8 6, 12, 24, 48



## Student assessment 1

1 For each of the sequences given below:

- i calculate the next two terms,  
 ii explain the pattern in words.

a 9, 18, 27, 36, ...

b 54, 48, 42, 36, ...

c 18, 9, 4.5, ...

d 12, 6, 0, -6, ...

e 216, 125, 64, ...

f 1, 3, 9, 27, ...

2 For each of the sequences shown below give an expression for the  $n$ th term:

a 6, 10, 14, 18, 22, ...

b 13, 19, 25, 31, ...

c 3, 9, 15, 21, 27, ...

d 4, 7, 12, 19, 28, ...

e 0, 10, 20, 30, 40, ...

f 0, 7, 26, 63, 124, ...

3 For each of the following arithmetic sequences:

- i write down a formula for the  $n$ th term  
 ii calculate the 10th term.

a 1, 5, 9, 13, ...

b 1, -2, -5, -8, ...

4 For both of the following, calculate  $u_5$  and  $u_{100}$ :

a  $u_n = 6n - 3$

b  $u_n = -\frac{1}{2}n + 4$

5 Copy and complete both of the following tables of arithmetic sequences:

a

Position	1	2	3	10		$n$
Term	17	14			-55	

b

Position	2	6	10		$n$
Term	-4	-2		35	

## ? Student assessment 2

- 1 A girl deposits \$300 in a bank account. The bank offers 7% interest per year.

Assuming the girl does not take any money out of the account, calculate:

- a** the amount of money in the account after 8 years  
**b** the minimum number of years the money must be left in the account, for the amount to be greater than \$350.
- 2 A computer loses 35% of its value each year. If the computer cost \$600 new, calculate:
- a** its value after 2 years  
**b** its value after 10 years.
- 3 Part of an exponential sequence is given below:
- ..., ..., 27, ..., ..., -1
- where  $u_3 = 27$  and  $u_6 = -1$ .
- Calculate:
- a** the common ratio  $r$   
**b** the value  $u_1$   
**c** the value of  $n$  if  $u_n = -\frac{1}{81}$
- 4 Using a table of differences if necessary, calculate the rule for the  $n$ th term of the sequence 8, 24, 58, 116, 204 ...
- 5 Using a table of differences, calculate the rule for the  $n$ th term of the sequence 10, 23, 50, 97, 170 ...

# Proportion

## Direct proportion

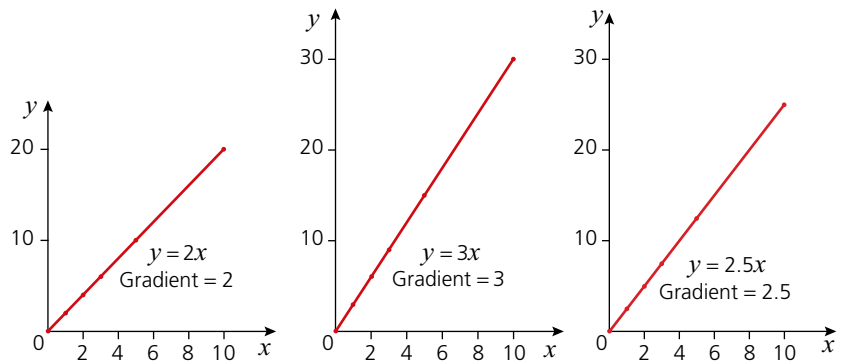
Consider the tables below:

$x$	0	1	2	3	5	10	$y = 2x$
$y$	0	2	4	6	10	20	

$x$	0	1	2	3	5	10	$y = 3x$
$y$	0	3	6	9	15	30	

$x$	0	1	2	3	5	10	$y = 2.5x$
$y$	0	2.5	5	7.5	12.5	25	

In each case  $y$  is directly proportional to  $x$ . This is written  $y \propto x$ . If any of these three tables is shown on a graph, the graph will be a straight line passing through the origin.



For any statement where  $y \propto x$ ,

$$y = kx$$

where  $k$  is a constant equal to the gradient of the graph and is called the **constant of proportionality** or constant of variation.

Consider the tables below:

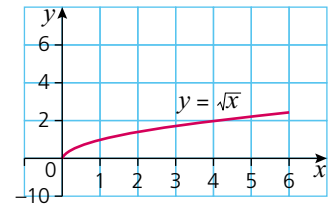
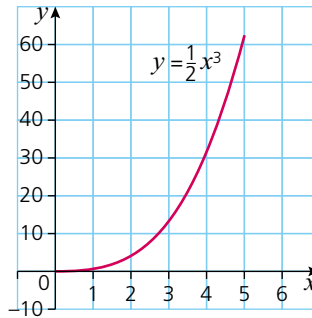
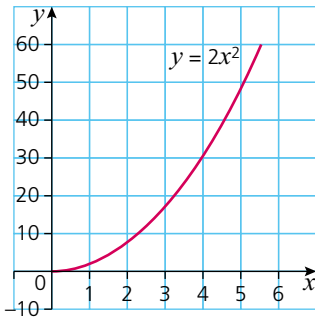
$x$	1	2	3	4	5	$y = 2x^2$
$y$	2	8	18	32	50	

$x$	1	2	3	4	5	$y = \frac{1}{2}x^3$
$y$	$\frac{1}{2}$	4	$13\frac{1}{2}$	32	$62\frac{1}{2}$	

$x$	1	2	3	4	5	$y = \sqrt{x} = x^{\frac{1}{2}}$
$y$	1	$\sqrt{2}$	$\sqrt{3}$	2	$\sqrt{5}$	

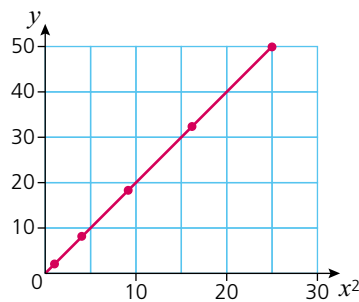
In the cases above,  $y$  is directly proportional to  $x^n$ , where  $n > 0$ . This can be written as  $y \propto x^n$ .

The graphs of each of the three equations are shown below:



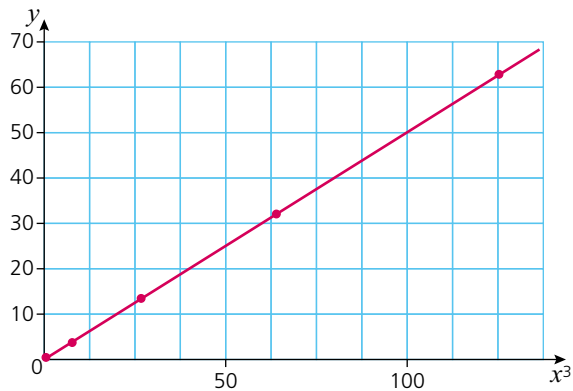
The graphs above, with  $(x, y)$  plotted, are not linear. However, if the graph of  $y = 2x^2$  is plotted as  $(x^2, y)$ , then the graph is linear and passes through the origin demonstrating that  $y \propto x^2$  as shown in the graph below.

$x$	1	2	3	4	5
$x^2$	1	4	9	16	25
$y$	2	8	18	32	50



Similarly, the graph of  $y = \frac{1}{2}x^3$  is curved when plotted as  $(x, y)$ , but is linear and passes through the origin if it is plotted as  $(x^3, y)$  as shown:

$x$	1	2	3	4	5
$x^3$	1	8	27	64	125
$y$	$\frac{1}{2}$	4	$13\frac{1}{2}$	32	$62\frac{1}{2}$



The graph of  $y = \sqrt{x}$  is also linear if plotted as  $(\sqrt{x}, y)$ .

## Inverse proportion

If  $y$  is **inversely proportional** to  $x$ , then  $y \propto \frac{1}{x}$  and  $y = \frac{k}{x}$ .

If a graph of  $y$  against  $\frac{1}{x}$  is plotted, this too will be a straight line passing through the origin.

### → Worked examples

- a**  $y \propto x$ . If  $y = 7$  when  $x = 2$ , find  $y$  when  $x = 5$ .

$$y = kx$$

$$7 = k \times 2 \quad \text{so} \quad k = 3.5$$

When  $x = 5$ ,

$$y = 3.5 \times 5 = 17.5$$

- b**  $y \propto \frac{1}{x}$ . If  $y = 5$  when  $x = 3$ , find  $y$  when  $x = 30$ .

$$y = \frac{k}{x}$$

$$5 = \frac{k}{3} \quad \text{so} \quad k = 15$$

When  $x = 30$ ,

$$y = \frac{15}{30} = 0.5$$

### Exercise 16.1

- 1**  $y$  is directly proportional to  $x$ . If  $y = 6$  when  $x = 2$ , find:
  - a** the constant of proportionality
  - b** the value of  $y$  when  $x = 7$
  - c** the value of  $y$  when  $x = 9$
  - d** the value of  $x$  when  $y = 9$
  - e** the value of  $x$  when  $y = 30$ .

- 2  $y$  is directly proportional to  $x^2$ . If  $y = 18$  when  $x = 6$ , find:
- the constant of proportionality
  - the value of  $y$  when  $x = 4$
  - the value of  $y$  when  $x = 7$
  - the value of  $x$  when  $y = 32$
  - the value of  $x$  when  $y = 128$ .
- 3  $y$  is inversely proportional to  $x^3$ . If  $y = 3$  when  $x = 2$ , find:
- the constant of proportionality
  - the value of  $y$  when  $x = 4$
  - the value of  $y$  when  $x = 6$
  - the value of  $x$  when  $y = 24$ .
- 4  $y$  is inversely proportional to  $x^2$ . If  $y = 1$  when  $x = 0.5$ , find:
- the constant of proportionality
  - the value of  $y$  when  $x = 0.1$
  - the value of  $y$  when  $x = 0.25$
  - the value of  $x$  when  $y = 64$ .

### Exercise 16.2

- 1 Write each of the following in the form:
- $y \propto x$
  - $y = kx$ .
- $y$  is directly proportional to  $x^3$
  - $y$  is inversely proportional to  $x^3$
  - $t$  is directly proportional to  $P$
  - $s$  is inversely proportional to  $t$
  - $A$  is directly proportional to  $r^2$
  - $T$  is inversely proportional to the square root of  $g$ .
- 2 If  $y \propto x$  and  $y = 6$  when  $x = 2$ , find  $y$  when  $x = 3.5$ .
- 3 If  $y \propto \frac{1}{x}$  and  $y = 4$  when  $x = 2.5$  find:
- $y$  when  $x = 20$
  - $x$  when  $y = 5$ .
- 4 If  $p \propto r^2$  and  $p = 2$  when  $r = 2$ , find  $p$  when  $r = 8$ .
- 5 If  $m \propto \frac{1}{r^3}$  and  $m = 1$  when  $r = 2$ , find:
- $m$  when  $r = 4$
  - $r$  when  $m = 125$ .
- 6 If  $y \propto x^2$  and  $y = 12$  when  $x = 2$ , find  $y$  when  $x = 5$ .

### Exercise 16.3

- 1 If a stone is dropped off the edge of a cliff, the height ( $h$  metres) of the cliff is proportional to the square of the time ( $t$  seconds) taken for the stone to reach the ground.
- A stone takes 5 seconds to reach the ground when dropped off a cliff 125 m high.
- Write down a relationship between  $h$  and  $t$ , using  $k$  as the constant of proportionality.
  - Calculate the constant of proportionality.
  - Find the height of a cliff if a stone takes 3 seconds to reach the ground.
  - Find the time taken for a stone to fall from a cliff 180 m high.

### Exercise 16.3 (cont)

- 2 The velocity ( $v$  metres per second) of a body is known to be proportional to the square root of its kinetic energy ( $e$  joules). When the velocity of a body is 120 m/s, its kinetic energy is 1600 J.
- Write down a relationship between  $v$  and  $e$ , using  $k$  as the constant of proportionality.
  - Calculate the value of  $k$ .
  - If  $v = 21$ , calculate the kinetic energy of the body in joules.
- 3 The length ( $l$  cm) of an edge of a cube is proportional to the cube root of its mass ( $m$  grams). It is known that if  $l = 15$ , then  $m = 125$ . Let  $k$  be the constant of proportionality.
- Write down the relationship between  $l$ ,  $m$  and  $k$ .
  - Calculate the value of  $k$ .
  - Calculate the value of  $l$  when  $m = 8$ .
- 4 The power ( $P$ ) generated in an electrical circuit is proportional to the square of the current ( $I$  amps). When the power is 108 watts, the current is 6 amps.
- Write down a relationship between  $P$ ,  $I$  and the constant of proportionality,  $k$ .
  - Calculate the value of  $I$  when  $P = 75$  watts.

### ? Student assessment 1

- $y = kx$ . When  $y = 12$ ,  $x = 8$ .
  - Calculate the value of  $k$ .
  - Calculate  $y$  when  $x = 10$ .
  - Calculate  $y$  when  $x = 2$ .
  - Calculate  $x$  when  $y = 18$ .
- $p = kq^3$ . When  $p = 9$ ,  $q = 3$ .
  - Calculate the value of  $k$ .
  - Calculate  $p$  when  $q = 6$ .
  - Calculate  $p$  when  $q = 1$ .
  - Calculate  $q$  when  $p = 576$ .
- $y = \frac{k}{x^2}$ . When  $y = 3$ ,  $x = \frac{1}{3}$ .
  - Calculate the value of  $k$ .
  - Calculate  $y$  when  $x = 0.5$ .
  - Calculate both values of  $x$  when  $y = \frac{1}{12}$ .
  - Calculate both values of  $x$  when  $y = \frac{1}{3}$ .
- $y = \frac{k}{x}$ . When  $y = 2$ ,  $x = 5$ .
  - Calculate the value of  $k$ .
  - Calculate  $y$  when  $x = 4$ .
  - Calculate  $x$  when  $y = 10$ .
  - Calculate  $x$  when  $y = 0.5$ .
- $m = \frac{k}{\sqrt{n}}$ . When  $m = 1$ ,  $n = 25$ .
  - Calculate the value of  $k$ .
  - Calculate  $m$  when  $n = 16$ .
  - Calculate  $m$  when  $n = 100$ .
  - Calculate  $n$  when  $m = 5$ .

## ? Student assessment 2

1  $y$  is inversely proportional to  $x$ .

a Copy and complete the table below:

$x$	1	2	4	8	16	32
$y$				4		

b What is the value of  $x$  when  $y = 20$ ?

2 Copy and complete the tables below:

a  $y \propto x$

$x$	1	2	4	5	10
$y$		10			

b  $y \propto \frac{1}{x}$

$x$	1	2	4	5	10
$y$	20				

c  $y \propto \sqrt{x}$

$x$	4	16	25	36	64
$y$	4				

3 The pressure ( $P$ ) of a given mass of gas is inversely proportional to its volume ( $V$ ) at a constant temperature. If  $P = 4$  when  $V = 6$ , calculate:

a  $P$  when  $V = 30$

b  $V$  when  $P = 30$ .

4 The gravitational force ( $F$ ) between two masses is inversely proportional to the square of the distance ( $d$ ) between them. If  $F = 4$  when  $d = 5$ , calculate:

a  $F$  when  $d = 8$

b  $d$  when  $F = 25$ .

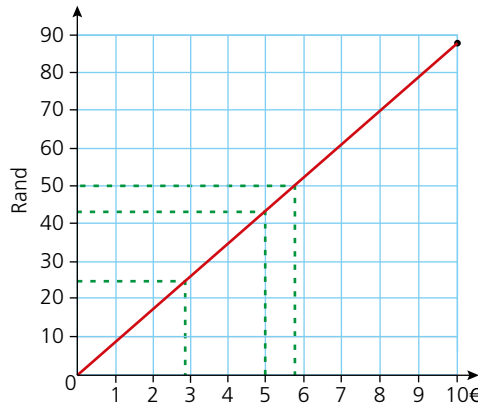
# Graphs in practical situations

## Conversion graphs

A straight-line graph can be used to convert one set of units to another. Examples include converting from one currency to another, converting distance in miles to kilometres and converting temperature from degrees Celsius to degrees Fahrenheit.

### → Worked example

The graph below converts South African rand into euros based on an exchange rate of €1 = 8.80 rand.



- a** Using the graph, estimate the number of rand equivalent to €5.
- A line is drawn up from €5 until it reaches the plotted line, then across to the vertical axis.  
From the graph it can be seen that €5  $\approx$  44 rand.  
( $\approx$  is the symbol for 'is approximately equal to')
- b** Using the graph, what would be the cost in euros of a drink costing 25 rand?
- A line is drawn across from 25 rand until it reaches the plotted line, then down to the horizontal axis.  
From the graph it can be seen that the cost of the drink  $\approx$  €2.80.
- c** If a meal costs 200 rand, use the graph to estimate its cost in euros.
- The graph does not go up to 200 rand, therefore a factor of 200 needs to be used, e.g. 50 rand.  
From the graph, 50 rand  $\approx$  €5.70, therefore it can be deduced that 200 rand  $\approx$  €22.80 (i.e.  $4 \times €5.70$ ).

## Exercise 17.1

- 1 Given that  $80 \text{ km} = 50 \text{ miles}$ , draw a **conversion graph** up to  $100 \text{ km}$ . Using your graph estimate:
- how many miles is  $50 \text{ km}$ ,
  - how many kilometres is  $80 \text{ miles}$ ,
  - the speed in miles per hour (mph) equivalent to  $100 \text{ km/h}$ ,
  - the speed in  $\text{km/h}$  equivalent to  $40 \text{ mph}$ .
- 2 You can roughly convert temperature in degrees Celsius to degrees Fahrenheit by doubling the degrees Celsius and adding 30.
- Draw a conversion graph up to  $50^\circ\text{C}$ . Use your graph to estimate the following:
- the temperature in  $^\circ\text{F}$  equivalent to  $25^\circ\text{C}$ ,
  - the temperature in  $^\circ\text{C}$  equivalent to  $100^\circ\text{F}$ ,
  - the temperature in  $^\circ\text{F}$  equivalent to  $0^\circ\text{C}$ ,
  - the temperature in  $^\circ\text{C}$  equivalent to  $200^\circ\text{F}$ .
- 3 Given that  $0^\circ\text{C} = 32^\circ\text{F}$  and  $50^\circ\text{C} = 122^\circ\text{F}$ , on the same graph as in question 2, draw a true conversion graph.
- Use the true graph to calculate the conversions in question 2.
  - Where would you say the rough conversion is most useful?
- 4 Long-distance calls from New York to Harare are priced at  $85 \text{ cents/min}$  off peak and  $\$1.20/\text{min}$  at peak times.
- Draw, on the same axes, conversion graphs for the two different rates.
  - From your graph estimate the cost of an 8 minute call made off peak.
  - Estimate the cost of the same call made at peak rate.
  - A call is to be made from a telephone box. If the caller has only  $\$4$  to spend, estimate how much more time he can talk for if he rings at off peak instead of at peak times.
- 5 A maths exam is marked out of 120. Draw a conversion graph to change the following marks to percentages.
- |      |       |      |      |
|------|-------|------|------|
| a 80 | b 110 | c 54 | d 72 |
|------|-------|------|------|

## Speed, distance and time

You may already be aware of the following formula:

$$\text{distance} = \text{speed} \times \text{time}$$

Rearranging the formula gives:

$$\text{speed} = \frac{\text{distance}}{\text{time}}$$

Where the speed is not constant:

$$\text{average speed} = \frac{\text{total distance}}{\text{total time}}$$

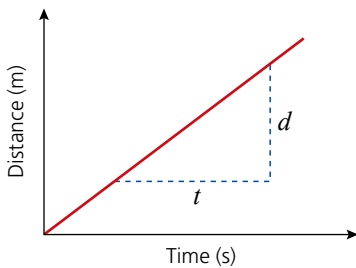
Exercise 17.2

- 1 Find the average speed of an object moving:
 

a 30 m in 5 s	b 48 m in 12 s
c 78 km in 2 h	d 50 km in 2.5 h
e 400 km in 2 h 30 min	f 110 km in 2 h 12 min
  
- 2 How far will an object travel during:
 

a 10 s at 40 m/s	b 7 s at 26 m/s
c 3 h at 70 km/h	d 4 h 15 min at 60 km/h
e 10 min at 60 km/h	f 1 h 6 min at 20 m/s?
  
- 3 How long will it take to travel:
 

a 50 m at 10 m/s	b 1 km at 20 m/s
c 2 km at 30 km/h	d 5 km at 70 m/s
e 200 cm at 0.4 m/s	f 1 km at 15 km/h?



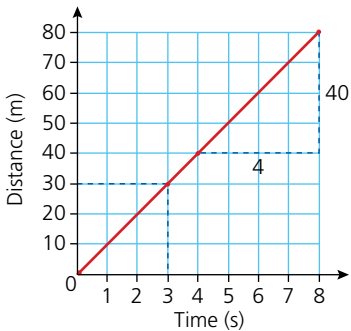
### Travel graphs

The graph of an object travelling at a constant speed is a straight line as shown.

$$\text{Gradient} = \frac{d}{t}$$

The units of the gradient are m/s, hence the gradient of a distance–time graph represents the speed at which the object is travelling.

### → Worked example

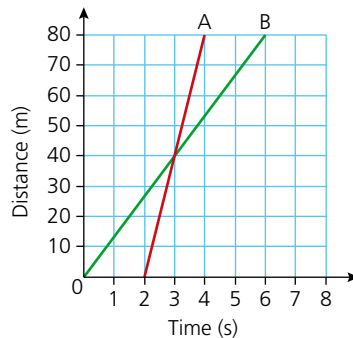


The graph (left) represents an object travelling at constant speed.

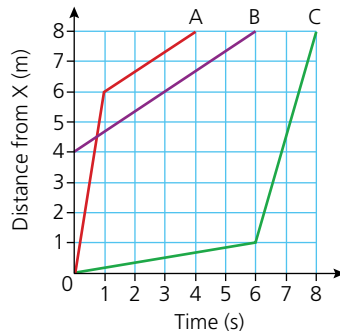
- a From the graph calculate how long it took to cover a distance of 30 m.  
The time taken to travel 30 m is 3 seconds.
- b Calculate the gradient of the graph.  
Taking two points on the line,  $\text{gradient} = \frac{40}{4} = 10$ .
- c Calculate the speed at which the object was travelling.  
Gradient of a distance–time graph = speed.  
Therefore the speed is 10 m/s.

Exercise 17.3

- 1 Draw a distance–time graph for the first 10 seconds of an object travelling at 6 m/s.
- 2 Draw a distance–time graph for the first 10 seconds of an object travelling at 5 m/s. Use your graph to estimate:
  - a the time taken to travel 25 m,
  - b how far the object travels in 3.5 seconds.
- 3 Two objects A and B set off from the same point and move in the same straight line. B sets off first, while A sets off 2 seconds later. Using the distance–time graph estimate:
  - a the speed of each of the objects,
  - b how far apart the objects would be 20 seconds after the start.



- 4 Three objects A, B and C move in the same straight line away from a point X. Both A and C change their speed during the journey, while B travels at the same constant speed throughout.



From the distance–time graph estimate:

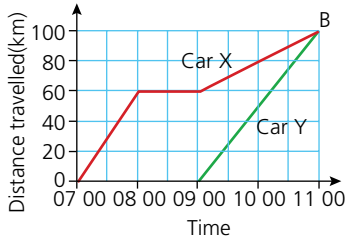
- a the speed of object B,
- b the two speeds of object A,
- c the average speed of object C,
- d how far object C is from X 3 seconds from the start,
- e how far apart objects A and C are 4 seconds from the start.

## 17 GRAPHS IN PRACTICAL SITUATIONS

The graphs of two or more journeys can be shown on the same axes. The shape of the graph gives a clear picture of the movement of each of the objects.

### → Worked example

The journeys of two cars, X and Y, travelling between A and B are represented on the distance–time graph (left). Car X and Car Y both reach point B 100 km from A at 11 00.



- a Calculate the speed of Car X between 07 00 and 08 00.

$$\begin{aligned} \text{speed} &= \frac{\text{distance}}{\text{time}} \\ &= \frac{60}{1} = \text{km/h} = 60 \text{ km/h} \end{aligned}$$

- b Calculate the speed of Car Y between 09 00 and 11 00.

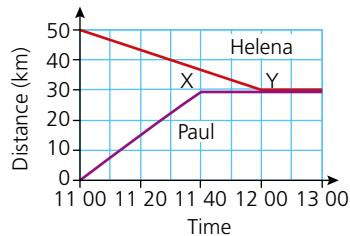
$$\text{speed} = \frac{100}{2} \text{ km/h} = 50 \text{ km/h}$$

- c Explain what is happening to Car X between 08 00 and 09 00.

No distance has been travelled, therefore Car X is stationary.

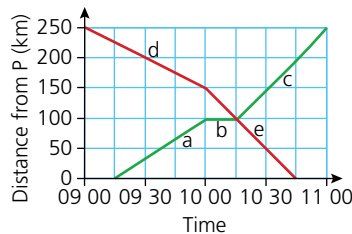
### Exercise 17.4

- 1 Two friends, Paul and Helena, arrange to meet for lunch at noon. They live 50 km apart and the restaurant is 30 km from Paul's home. The **travel graph** illustrates their journeys.



- a What is Paul's average speed between 11 00 and 11 40?  
 b What is Helena's average speed between 11 00 and 12 00?  
 c What does the line XY represent?
- 2 A car travels at a speed of 60 km/h for 1 hour. It then stops for 30 minutes and then continues at a constant speed of 80 km/h for a further 1.5 hours. Draw a distance–time graph for this journey.
- 3 A girl cycles for 1.5 hours at 10 km/h. She then stops for an hour and then travels for a further 15 km in 1 hour. Draw a distance–time graph of the girl's journey.
- 4 Two friends leave their houses at 16 00. The houses are 4 km apart and the friends travel towards each other on the same road. Fyodor walks at 7 km/h and Yin walks at 5 km/h.
- a On the same axes, draw a distance–time graph of their journeys.  
 b From your graph, estimate the time at which they meet.  
 c Estimate the distance from Fyodor's house to the point where they meet.

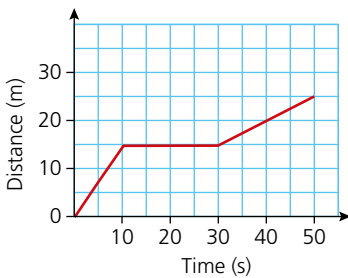
- 5 A train leaves a station P at 1800 and travels to station Q 150 km away. It travels at a steady speed of 75 km/h. At 1810 another train leaves Q for P at a steady speed of 100 km/h.
- On the same axes, draw a distance–time graph to show both journeys.
  - From the graph, estimate the time at which both trains pass each other.
  - At what distance from station Q do both trains pass each other?
  - Which train arrives at its destination first?
- 6 A train sets off from town P at 0915 and heads towards town Q 250 km away. Its journey is split into the three stages, a, b and c. At 0900 a second train leaves town Q heading for town P. Its journey is split into the two stages, d and e.



Using the graph calculate the following:

- the speed of the first train during stages a, b and c,
- the speed of the second train during stages d and e.

## Speed–time graphs, acceleration and deceleration



So far the graphs that have been dealt with have been like the one shown, i.e. distance–time graphs.

If the graph were of a girl walking, it would indicate that initially she was walking at a constant speed of 1.5 m/s for 10 seconds, then she stopped for 20 seconds and finally she walked at a constant speed of 0.5 m/s for 20 seconds.



### Note

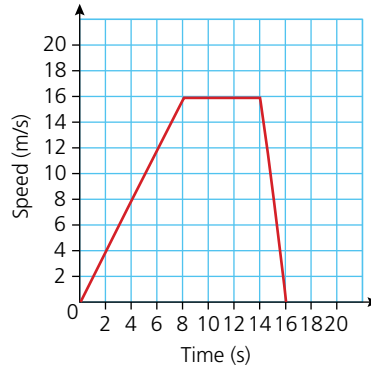
For a distance–time graph, the following is true:

- a straight line represents constant speed
- a horizontal line indicates no movement
- the gradient of a line gives the speed

This section also deals with the interpretation of travel graphs, but where the vertical axis represents the object's speed.

→ Worked example

The graph shows the speed of a car over a period of 16 seconds.



- a Explain the shape of the graph.  
 For the first 8 seconds the speed of the car is increasing uniformly with time. This means it is **accelerating at a constant rate**. Between 8 and 14 seconds, the car is travelling at a constant speed of 16 m/s. Between 14 and 16 seconds, the speed of the car decreases uniformly. This means that it is **decelerating at a constant rate**.

- b Calculate the rate of acceleration during the first 8 seconds.  
 From a speed–time graph, the acceleration is found by calculating the gradient of the line. Therefore:

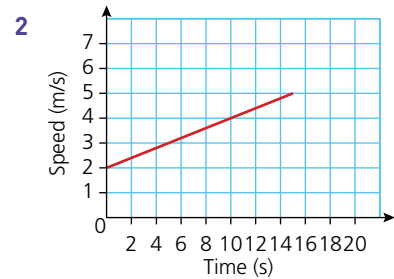
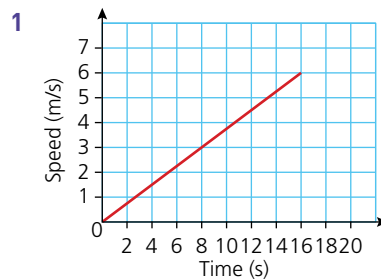
$$\text{acceleration} = \frac{16}{8} = 2 \text{ m/s}^2$$

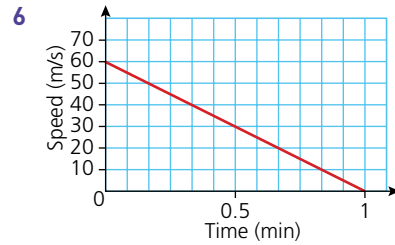
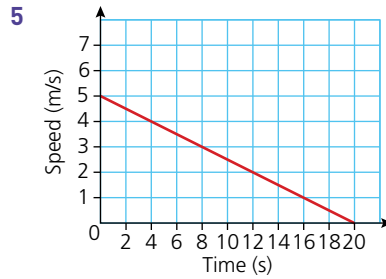
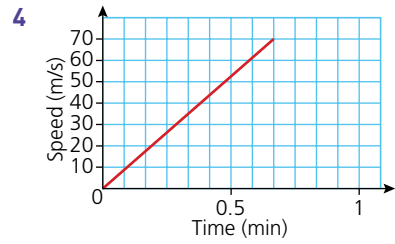
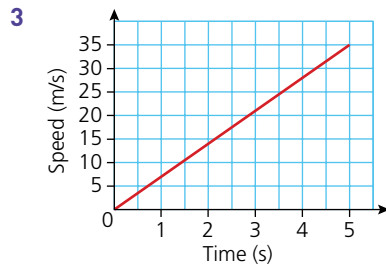
- c Calculate the rate of deceleration between 14 and 16 seconds:

$$\text{deceleration} = \frac{16}{2} = 8 \text{ m/s}^2$$

Exercise 17.5

Using the graphs below, calculate the acceleration/deceleration in each case.

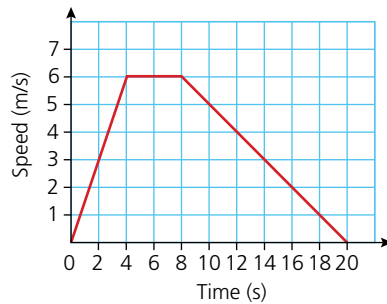




- 7 Sketch a graph to show an aeroplane accelerating from rest at a constant rate of  $5 \text{ m/s}^2$  for 10 seconds.
- 8 A train travelling at  $30 \text{ m/s}$  starts to decelerate at a constant rate of  $3 \text{ m/s}^2$ . Sketch a speed–time graph showing the train’s motion until it stops.

Exercise 17.6

- 1 The graph shows the speed–time graph of a boy running for 20 seconds.



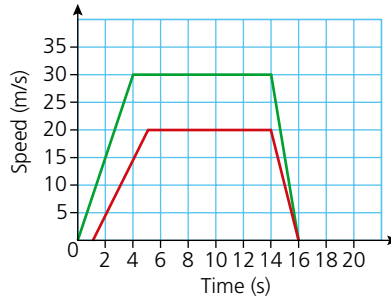
Calculate:

- the acceleration during the first four seconds,
- the acceleration during the second period of four seconds,
- the deceleration during the final twelve seconds.

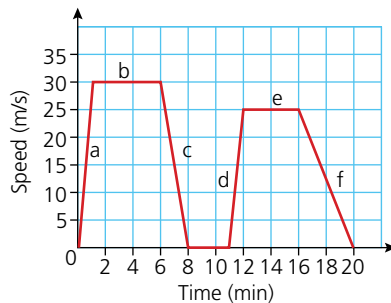
## 17 GRAPHS IN PRACTICAL SITUATIONS

### Exercise 17.6 (cont)

2 The speed–time graph represents a cheetah chasing a gazelle.



- Does the top graph represent the cheetah or the gazelle?
  - Calculate the cheetah's acceleration in the initial stages of the chase.
  - Calculate the gazelle's acceleration in the initial stages of the chase.
  - Calculate the cheetah's deceleration at the end.
- 3 The speed–time graph represents a train travelling from one station to another.



- Calculate the acceleration during stage a.
- Calculate the deceleration during stage c.
- Calculate the deceleration during stage f.
- Describe the train's motion during stage b.
- Describe the train's motion 10 minutes from the start.

## Area under a speed–time graph

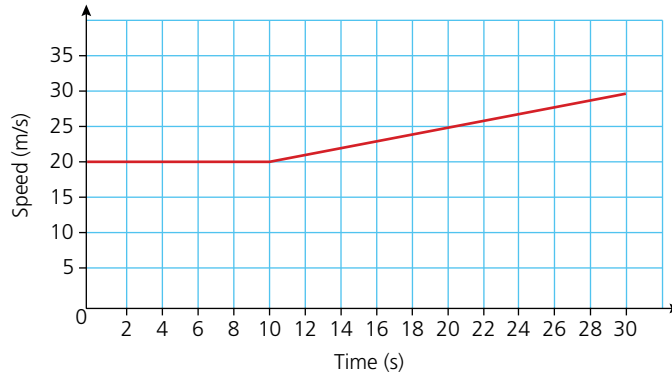
The area under a speed–time graph gives the distance travelled.

### Worked example

The table below shows the speed of a train over a 30-second period.

Time (s)	0	5	10	15	20	25	30
Speed (m/s)	20	20	20	22.5	25	27.5	30

- a Plot a speed–time graph for the first 30 seconds.

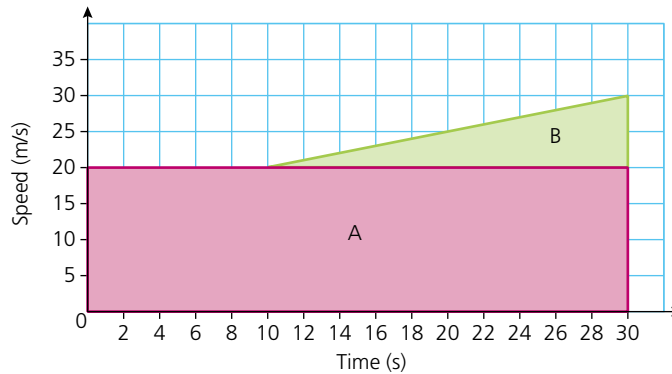


- b Calculate the train's acceleration in the last 20 seconds.

$$\text{Acceleration} = \frac{10}{20} = \frac{1}{2} \text{ m/s}^2$$

- c Calculate the distance travelled during the 30 seconds.

This is calculated by working out the area under the graph. The graph can be split into two regions as shown below.



$$\begin{aligned} \text{Distance represented by region A} &= (20 \times 30) \text{ m} \\ &= 600 \text{ m} \end{aligned}$$

$$\begin{aligned} \text{Distance represented by region B} &= \left( \frac{1}{2} \times 20 \times 10 \right) \text{ m} \\ &= 100 \text{ m} \end{aligned}$$

$$\begin{aligned} \text{Total distance travelled} &= (600 + 100) \text{ m} \\ &= 700 \text{ m} \end{aligned}$$

## 17 GRAPHS IN PRACTICAL SITUATIONS

### Exercise 17.7

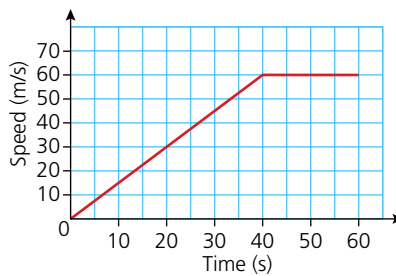
- 1 The table below gives the speed of a boat over a 10-second period.

<b>Time (s)</b>	0	2	4	6	8	10
<b>Speed (m/s)</b>	5	6	7	8	9	10

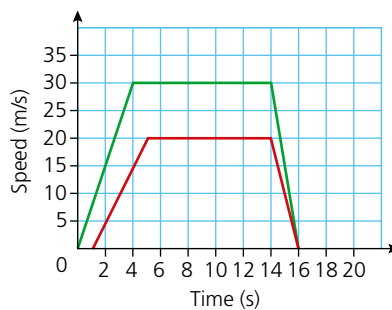
- Plot a speed–time graph for the 10-second period.
  - Calculate the acceleration of the boat.
  - Calculate the total distance travelled during the 10 seconds.
- 2 A cyclist travelling at 6 m/s applies the brakes and decelerates at a constant rate of  $2 \text{ m/s}^2$ .
- Copy and complete the table below.

<b>Time (s)</b>	0	0.5	1	1.5	2	2.5	3
<b>Speed (m/s)</b>	6						0

- Plot a speed–time graph for the 3 seconds shown in the table above.
  - Calculate the distance travelled during the 3 seconds of deceleration.
- 3 A car accelerates as shown in the graph.

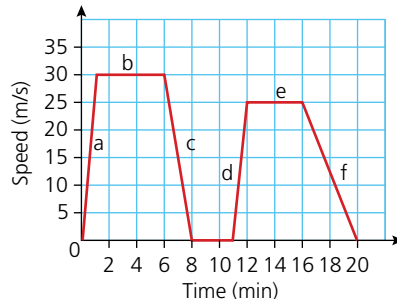


- Calculate the rate of acceleration in the first 40 seconds.
  - Calculate the distance travelled over the 60 seconds shown.
  - After what time had the motorist travelled half the distance?
- 4 The graph represents the cheetah and gazelle chase from question 2 in Exercise 17.6.

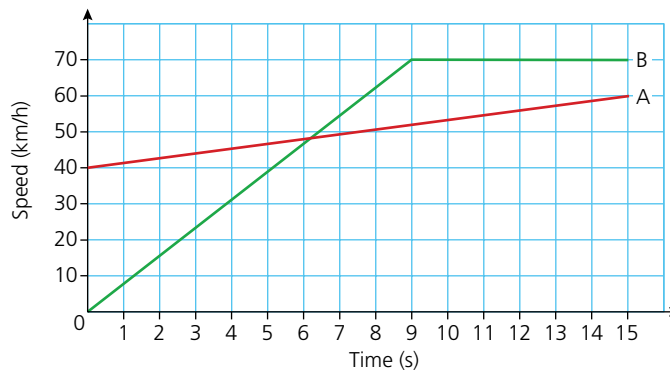


- Calculate the distance run by the cheetah during the chase.
- Calculate the distance run by the gazelle during the chase.

- 5 The graph represents the train journey from question 3 in Exercise 17.6. Calculate, in km, the distance travelled during the 20 minutes shown.



- 6 An aircraft accelerates uniformly from rest at a rate of  $10\text{m/s}^2$  for 12 seconds before it takes off. Calculate the distance it travels along the runway.
- 7 The speed–time graph below depicts the motion of two motorbikes A and B over a 15-second period.

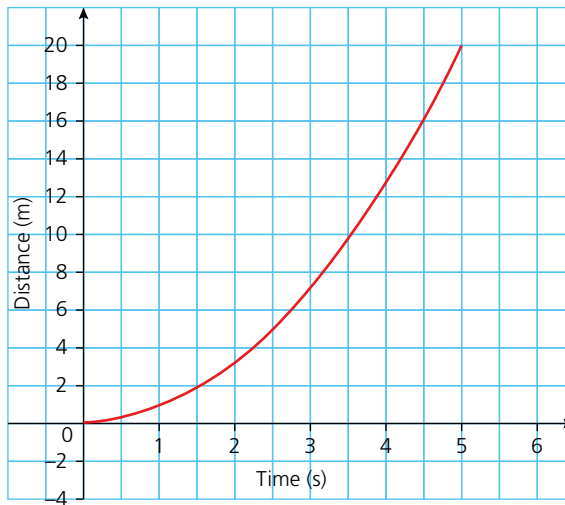


At the start of the graph, motorbike A overtakes a stationary motorbike B. Assume they then travel in the same direction.

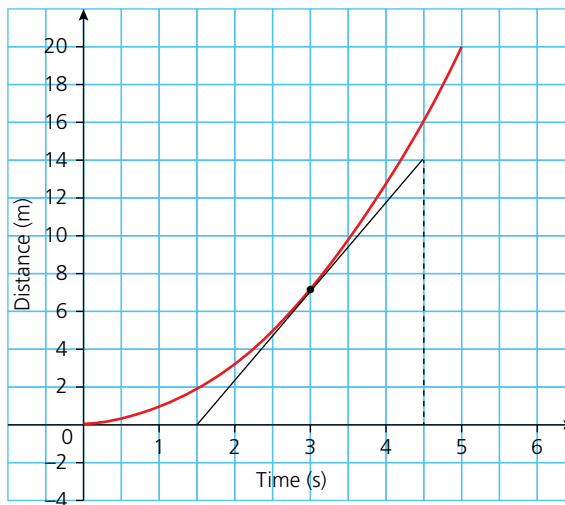
- Calculate motorbike A's acceleration over the 15 seconds in  $\text{m/s}^2$ .
- Calculate motorbike B's acceleration over the first 9 seconds in  $\text{m/s}^2$ .
- Calculate the distance travelled by A during the 15 seconds (give your answer to the nearest metre).
- Calculate the distance travelled by B during the 15 seconds (give your answer to the nearest metre).
- How far apart were the two motorbikes at the end of the 15-second period?

## Non-linear travel graphs

So far, all the graphs investigated have involved straight lines. In real life, however, the motion of objects is unlikely to produce a straight line as changes in movement tend to be gradual rather than instantaneous.



The gradient of a curved distance–time graph is not constant (i.e. it is always changing). To find the speed of an object, for example, 3 seconds after the start, it is necessary to calculate the gradient of the curve at that particular point. This is done by drawing a tangent to the curve at that point. The gradient of the tangent is the same as the gradient of the curve at the same point.



The gradient of the tangent is calculated as

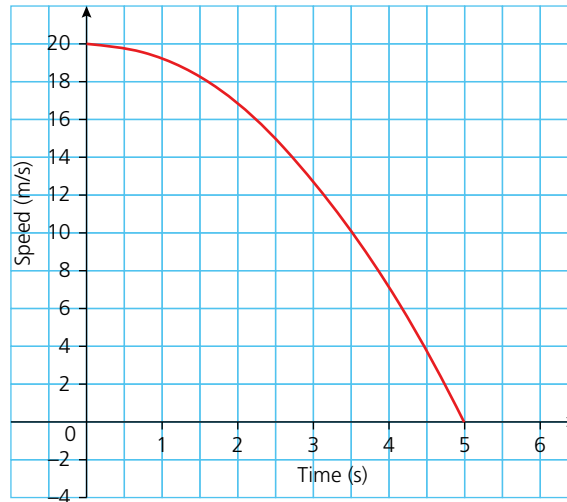
$$\frac{\text{vertical height}}{\text{horizontal distance}} = \frac{14 - 0}{4.5 - 1.5} = \frac{14}{3} = 4\frac{2}{3}$$

Therefore the speed of the object after 3 seconds is approximately  $4\frac{2}{3}$  m/s.

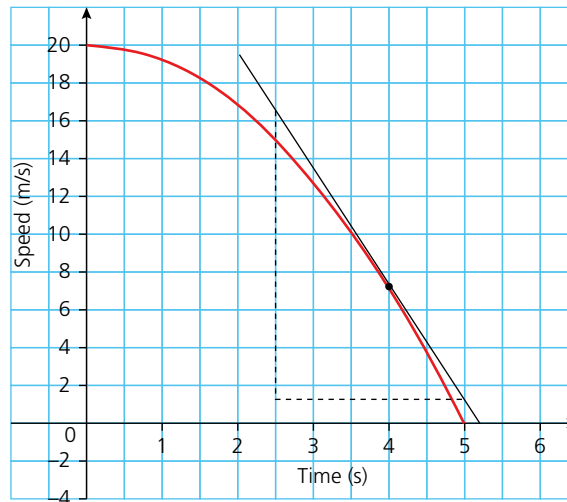
Note. The calculation is only approximate as the tangent is drawn by eye and therefore the readings are not exact.

Calculating the gradient of a curve is covered in more depth in Chapter 18: Graphs of functions.

The same method is used when calculating the acceleration of an object from a speed–time graph.



The graph above shows the motion of an object over a period of 6 seconds. To calculate the acceleration at a moment in time, for example, 4 seconds after the start, the gradient of the curve at that point needs to be calculated. This is done, once again, by drawing a tangent to the curve at that point and calculating its gradient.



$$\text{The gradient of the tangent} = \frac{17 - 1}{2.5 - 5} = \frac{16}{-2.5} = -6.4.$$

Therefore, the acceleration after 4 seconds is  $-6.4 \text{ m/s}^2$  (i.e. the object is decelerating at  $6.4 \text{ m/s}^2$ ).

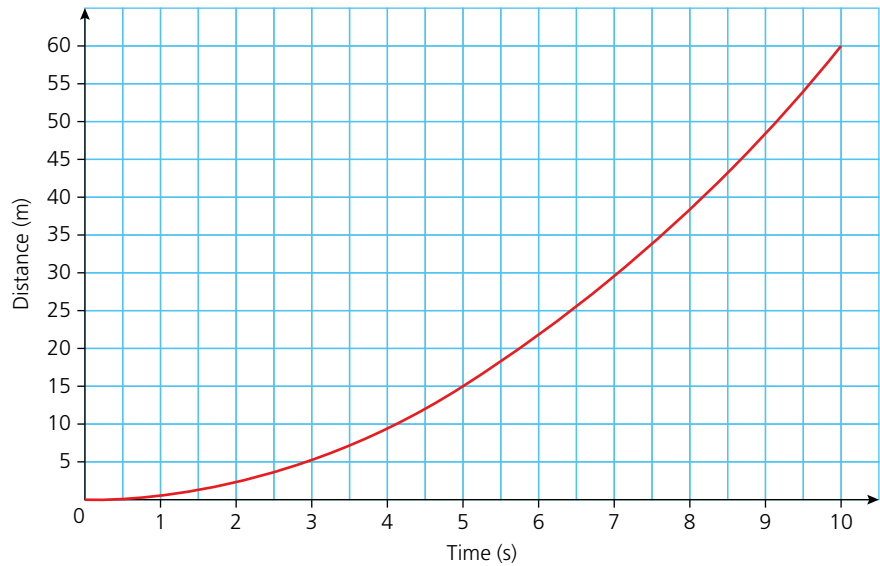
→ Worked example

A cyclist starts cycling from rest. For the first 10 seconds, her distance from the start is given by the equation  $D = 0.6t^2$ , where  $D$  is the distance travelled in metres and  $t$  is the time in seconds.

- a Complete a distance–time table of results for the first 10 seconds of motion.

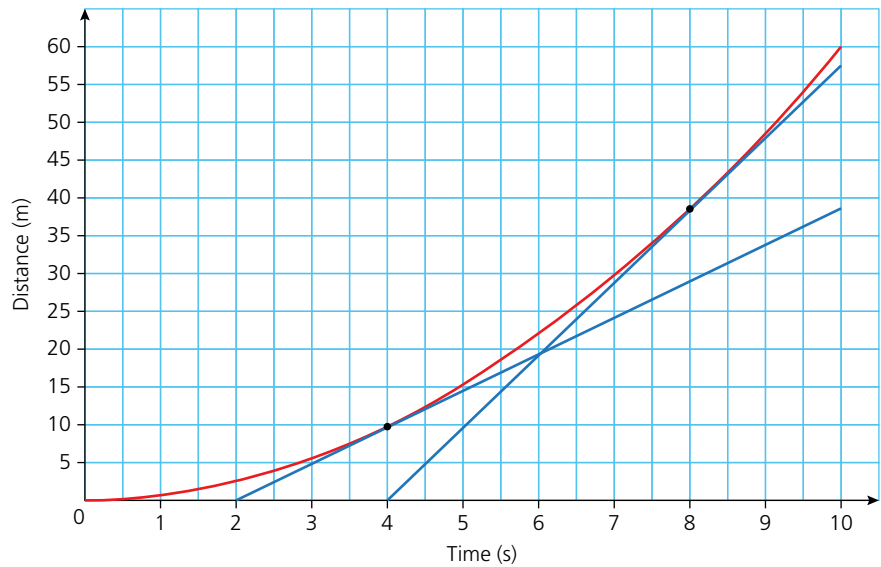
<b>Time (s)</b>	0	1	2	3	4	5	6	7	8	9	10
<b>Distance (m)</b>	0	0.6	2.4	5.4	9.6	15	21.6	29.4	38.4	48.6	60

- b Plot a graph of the cyclist’s motion on a distance–time graph.



- c Calculate the speed of the cyclist after 4 s and after 8 s.

Tangents to the graph at 4 s and 8 s are drawn as shown:



The gradient of the tangent to the curve at 4 s =  $\frac{36 - 0}{9.5 - 2} = \frac{36}{7.5} = 4.8$ .

The speed after 4 s is 4.8 m/s.

The gradient of the tangent to the curve at 8 s =  $\frac{48 - 0}{9 - 4} = \frac{48}{5} = 9.6$ .

The speed after 8 s is 9.6 m/s.

### Exercise 17.8

- 1 A stone is dropped off a tall cliff. The distance it falls is given by the equation  $d = 4.9t^2$ , where  $d$  is the distance fallen in metres and  $t$  is the time in seconds.

- a Complete the table of results below for the first 10 seconds.

<b>Time (s)</b>	0	2	4	6	8	10
<b>Distance (m)</b>	0		78.4			

- b Plot the results in a graph.  
 c From your graph calculate the speed the stone was travelling at after 5 seconds.

### Exercise 17.8 (cont)

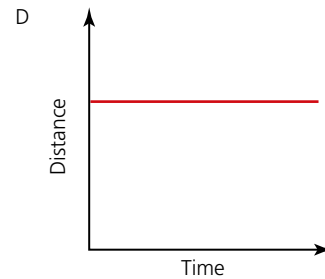
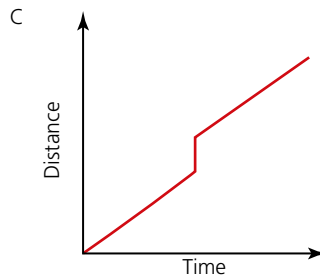
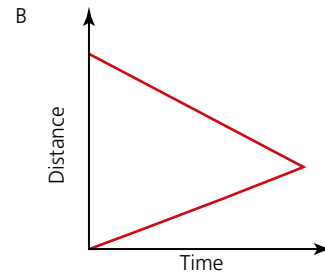
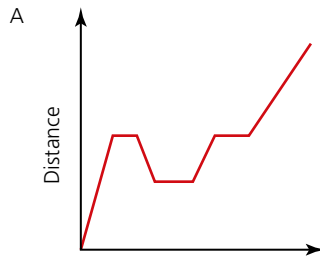
- 2 A car travelling at 20 m/s applies the brakes. The speed of the car is given by the equation  $s = 20 - 0.75t^2$ , where  $s$  is the speed in m/s and  $t$  is the time in seconds.
- Plot a graph of the car's motion from the moment the brakes are applied until the moment it comes to rest.
  - Estimate from your graph the time it takes for the car to come to rest.
  - Calculate the car's deceleration after 2 seconds.
- 3 The distance of an object from its starting point is given by the equation  $x = 2t^3 - t^2$ , where  $x$  is the distance in metres from the start and  $t$  is the time in seconds.
- Plot a distance–time graph for the first 6 seconds of motion.
  - Using your graph, estimate the speed of the object after 3.5 seconds.

### ? Student assessment 1

- Absolute zero (0K) is equivalent to  $-273^\circ\text{C}$  and  $0^\circ\text{C}$  is equivalent to 273 K. Draw a conversion graph which will convert K into  $^\circ\text{C}$ . Use your graph to estimate:
  - the temperature in K equivalent to  $-40^\circ\text{C}$ ,
  - the temperature in  $^\circ\text{C}$  equivalent to 100 K.
- A Canadian plumber has a call-out charge of 70 Canadian dollars and then charges a rate of \$50 per hour.
  - Draw a conversion graph and estimate the cost of the following:
    - a job lasting  $4\frac{1}{2}$  hours,
    - a job lasting  $6\frac{3}{4}$  hours.
  - If a job cost \$245, estimate from your graph how long it took to complete.
- A boy lives 3.5 km from his school. He walks home at a constant speed of 9 km/h for the first 10 minutes. He then stops and talks to his friends for 5 minutes. He finally runs the rest of his journey home at a constant speed of 12 km/h.
  - Illustrate this information on a distance–time graph.
  - Use your graph to estimate the total time it took the boy to get home that day.

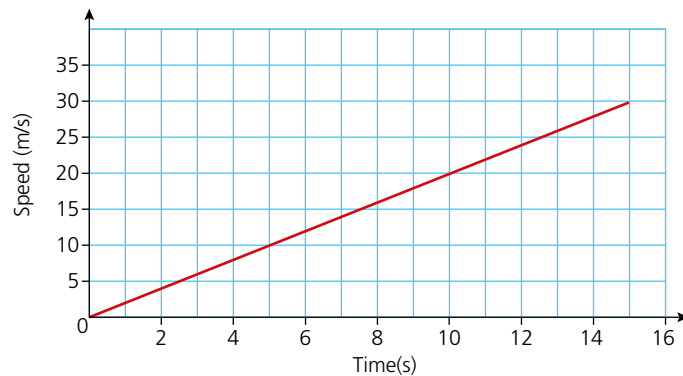
4 Below are four distance–time graphs A, B, C and D. Two of them are not possible.

- a Which two graphs are impossible?
- b Explain why the two you have chosen are not possible.



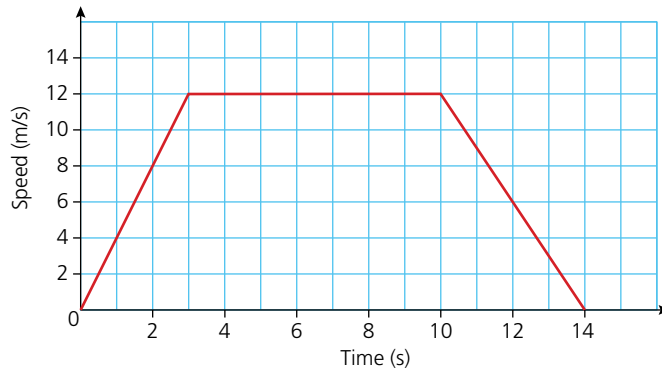
## ? Student assessment 2

1 The graph below is a speed–time graph for a car accelerating from rest.



- a Calculate the car's acceleration in  $\text{m/s}^2$ .
- b Calculate, in metres, the distance the car travels in 15 seconds.
- c How long did it take the car to travel half the distance?

**2** The speed–time graph represents a 100 m sprinter during a race.

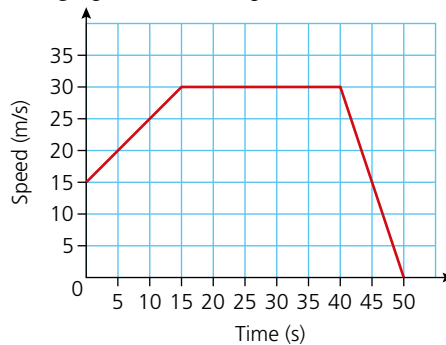


- Calculate the sprinter's acceleration during the first two seconds of the race.
- Calculate the sprinter's deceleration at the end of the race.
- Calculate the distance the sprinter ran in the first 10 seconds.
- Calculate the sprinter's time for the 100 m race. Give your answer to 3 s.f.

**3** A motorcyclist accelerates uniformly from rest to 50 km/h in 8 seconds. He then accelerates to 110 km/h in a further 6 seconds.

- Draw a speed–time graph for the first 14 seconds.
- Use your graph to find the total distance the motorcyclist travels. Give your answer in metres.

**4** The graph shows the speed of a car over a period of 50 seconds.



- Calculate the car's acceleration in the first 15 seconds.
- Calculate the distance travelled while the car moved at constant speed.
- Calculate the total distance travelled.

- 5 The distance of an object from its starting position is given by the equation:

$s = t^3 - 10t^2 + 21t + 25$ , where  $s$  is the distance from the start in metres and  $t$  is the time in seconds.

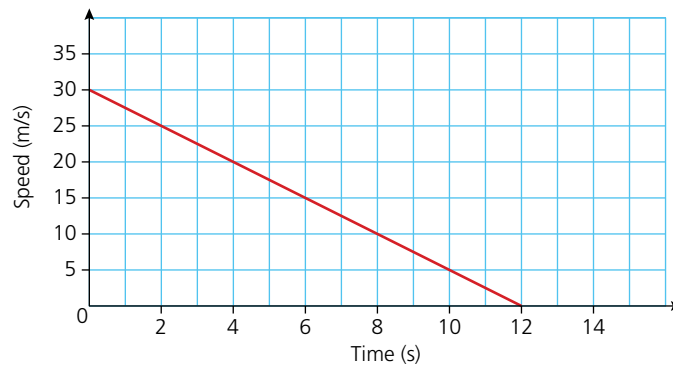
- a Copy and complete the table of results:

Time (secs)	0	1	2	3	4	5	6
Distance (m)			35			5	

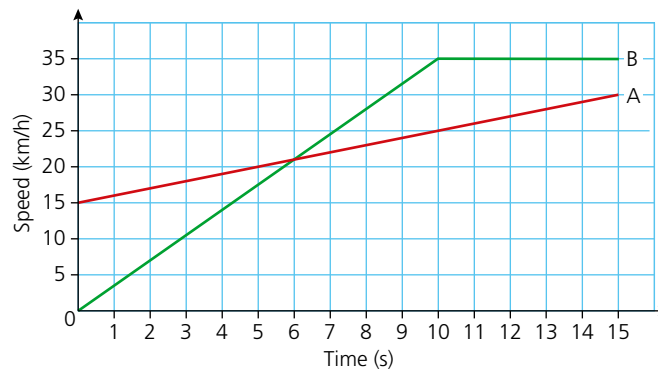
- b Plot a graph of distance from the start against time for the first 6 seconds of motion.  
 c Estimate from your graph when the object is stationary.  
 d Estimate the velocity of the object when  $t = 5$  seconds.

### ? Student assessment 3

- 1 The graph below is a speed–time graph for a car decelerating to rest.

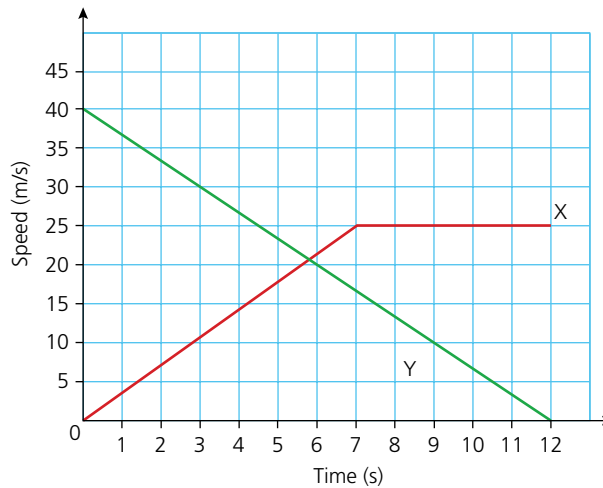


- a Calculate the car's deceleration in  $\text{m/s}^2$ .  
 b Calculate, in metres, the distance the car travels in 12 seconds.  
 c How long did it take the car to travel half the distance?  
 2 The graph below shows the speeds of two cars A and B over a 15-second period.



## 17 GRAPHS IN PRACTICAL SITUATIONS

- a Calculate the acceleration of car A in  $\text{m/s}^2$ .
  - b Calculate the distance travelled in metres during the 15 seconds by car A.
  - c Calculate the distance travelled in metres during the 15 seconds by car B.
- 3 A motor cycle accelerates uniformly from rest to  $30\text{ km/h}$  in 3 seconds. It then accelerates to  $150\text{ km/h}$  in a further 6 seconds.
  - a Draw a speed–time graph for the first 9 seconds.
  - b Use your graph to find the total distance the motor cycle travels. Give your answer in metres.
- 4 Two cars X and Y are travelling in the same direction. The speed–time graph (below) shows their speeds over 12 seconds.



- a Calculate the deceleration of Y during the 12 seconds.
  - b Calculate the distance travelled by Y in the 12 seconds.
  - c Calculate the total distance travelled by X in the 12 seconds.
- 5 The speed of an object is recorded over a period of 5 seconds. Its speed is given by the equation  $v = t^3 - 4t^2 - t + 14$ , where  $v$  is the speed of the object in  $\text{m/s}$  and  $t$  is the time in seconds.
  - a Plot a speed–time graph for the object's motion in the first 5 seconds.
  - b Explain the acceleration of the object at the graph's lowest point. Justify your answer.
  - c Estimate the acceleration of the object when  $t = 2$  seconds.

# Graphs of functions

You should be familiar with the work covered in Chapter 21, Straight-line graphs, before working on this chapter.

## Quadratic functions

The general expression for a **quadratic function** takes the form  $ax^2 + bx + c$ , where  $a$ ,  $b$  and  $c$  are constants. Some examples of quadratic functions are:

$$y = 2x^2 + 3x + 12 \quad y = x^2 - 5x + 6 \quad y = 3x^2 + 2x - 3$$

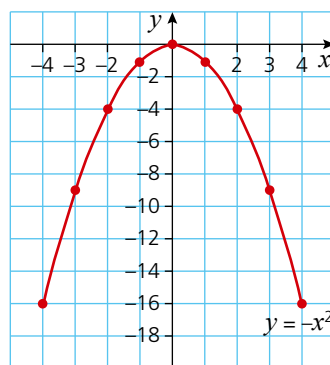
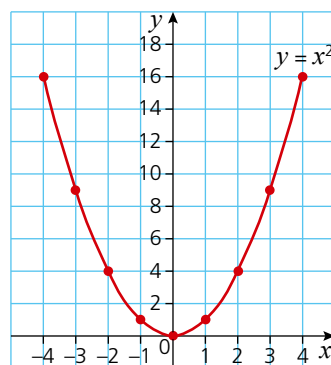
A graph of a quadratic function produces a smooth curve called a **parabola**, for example:

$$y = x^2$$

$x$	-4	-3	-2	-1	0	1	2	3	4
$y$	16	9	4	1	0	1	4	9	16

$$y = -x^2$$

$x$	-4	-3	-2	-1	0	1	2	3	4
$y$	-16	-9	-4	-1	0	-1	-4	-9	-16



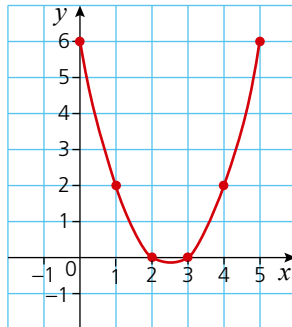
## → Worked examples

- a Plot a graph of the function  $y = x^2 - 5x + 6$  for  $0 \leq x \leq 5$ .

A table of values for  $x$  and  $y$  is given below:

$x$	0	1	2	3	4	5
$y$	6	2	0	0	2	6

These can then be plotted to give the graph:

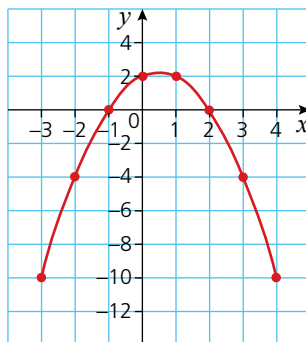


- b Plot a graph of the function  $y = -x^2 + x + 2$  for  $-3 \leq x \leq 4$ .

Drawing up a table of values gives:

$x$	-3	-2	-1	0	1	2	3	4
$y$	-10	-4	0	2	2	0	-4	-10

The graph of the function is given below:



## Exercise 18.1

For each of the following quadratic functions, construct a table of values and then draw the graph.

1  $y = x^2 + x - 2$ ,  $-4 \leq x \leq 3$

2  $y = -x^2 + 2x + 3$ ,  $-3 \leq x \leq 5$

3  $y = x^2 - 4x + 4$ ,  $-1 \leq x \leq 5$

4  $y = -x^2 - 2x - 1$ ,  $-4 \leq x \leq 2$

5  $y = x^2 - 2x - 15$ ,  $-4 \leq x \leq 6$

6  $y = 2x^2 - 2x - 3$ ,  $-2 \leq x \leq 3$

7  $y = -2x^2 + x + 6$ ,  $-3 \leq x \leq 3$

8  $y = 3x^2 - 3x - 6$ ,  $-2 \leq x \leq 3$

9  $y = 4x^2 - 7x - 4$ ,  $-1 \leq x \leq 3$

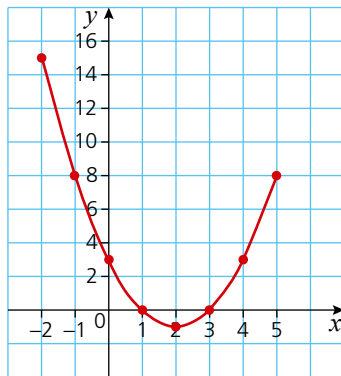
10  $y = -4x^2 + 4x - 1$ ,  $-2 \leq x \leq 3$

## Graphical solution of a quadratic equation

### → Worked example

- a Draw a graph of  $y = x^2 - 4x + 3$  for  $-2 \leq x \leq 5$ .

<b>x</b>	-2	-1	0	1	2	3	4	5
<b>y</b>	15	8	3	0	-1	0	3	8



- b Use the graph to solve the equation  $x^2 - 4x + 3 = 0$ .

To solve the equation it is necessary to find the values of  $x$  when  $y = 0$ , i.e. where the graph crosses the  $x$ -axis.

These points occur when  $x = 1$  and  $x = 3$  and are therefore the solutions.

*Exercise 18.2*

Solve each of the quadratic functions below by plotting a graph for the ranges of  $x$  stated.

- |  |   |
|--|---|
| 1 $x^2 - x - 6 = 0, \quad -4 \leq x \leq 4$    | 2 $-x^2 + 1 = 0, \quad -4 \leq x \leq 4$      |
| 3 $x^2 - 6x + 9 = 0, \quad 0 \leq x \leq 6$    | 4 $-x^2 - x + 12 = 0, \quad -5 \leq x \leq 4$ |
| 5 $x^2 - 4x + 4 = 0, \quad -2 \leq x \leq 6$   | 6 $2x^2 - 7x + 3 = 0, \quad -1 \leq x \leq 5$ |
| 7 $-2x^2 + 4x - 2 = 0, \quad -2 \leq x \leq 4$ | 8 $3x^2 - 5x - 2 = 0, \quad -1 \leq x \leq 3$ |

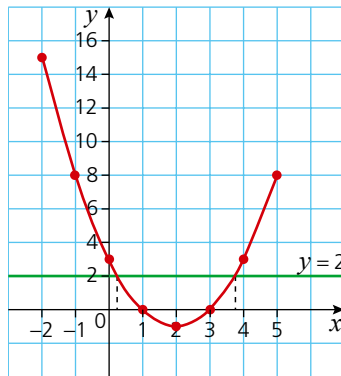
In the previous worked example, as  $y = x^2 - 4x + 3$ , a solution could be found to the equation  $x^2 - 4x + 3 = 0$  by reading off where the graph crossed the  $x$ -axis. The graph can, however, also be used to solve other quadratic equations.

**→ Worked example**

Use the graph of  $y = x^2 - 4x + 3$  to solve the equation  $x^2 - 4x + 1 = 0$ .  
 $x^2 - 4x + 1 = 0$  can be rearranged to give:

$$x^2 - 4x + 3 = 2$$

Using the graph of  $y = x^2 - 4x + 3$  and plotting the line  $y = 2$  on the same graph, gives the graph shown below.



Where the curve and the line cross gives the solution to  $x^2 - 4x + 3 = 2$  and hence also  $x^2 - 4x + 1 = 0$ .

Therefore the solutions to  $x^2 - 4x + 1 = 0$  are

$$x \approx 0.3 \text{ and } x \approx 3.7$$

*Exercise 18.3*

Using the graphs that you drew in Exercise 18.2, solve the following quadratic equations. Show your method clearly.

- |                      |                      |
|----------------------|----------------------|
| 1 $x^2 - x - 4 = 0$  | 2 $-x^2 - 1 = 0$     |
| 3 $x^2 - 6x + 8 = 0$ | 4 $-x^2 - x + 9 = 0$ |
| 5 $x^2 - 4x + 1 = 0$ | 6 $2x^2 - 7x = 0$    |
| 7 $-2x^2 + 4x = -1$  | 8 $3x^2 = 2 + 5x$    |

## The completed square form and the graph of a quadratic equation

In Chapter 13, Exercise 13.10, we saw that a quadratic can be written in a form known as the completed square.

For example,  $y = x^2 + 6x - 4$  can be written in completed square form as  $y = (x + 3)^2 - 13$ .

The general form of a quadratic equation written in completed square form is  $y = a(x - b)^2 + c$ , where  $a$ ,  $b$  and  $c$  are constants.

To plot the graph of a quadratic written in completed square form, it is not necessary to expand the brackets first.

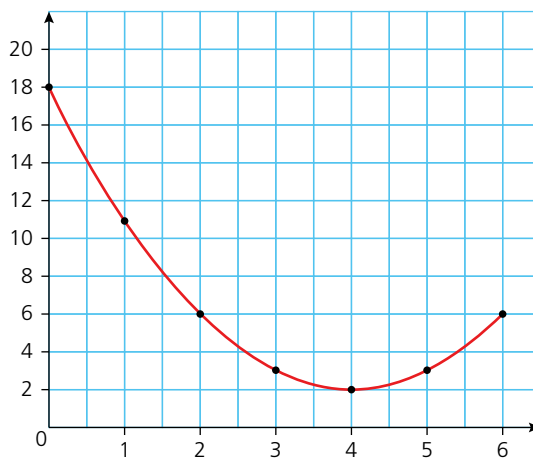
### → Worked examples

- a Plot the graph of the function  $y = (x - 4)^2 + 2$  for  $0 \leq x \leq 6$ .

Drawing up a table of values gives:

$x$	0	1	2	3	4	5	6
$y$	18	11	6	3	2	3	6

The graph of the function can now be plotted:



- b Write the coordinates of the turning point of the graph.

The turning point in this case is the minimum point of the graph. It occurs at  $(4, 2)$ .

In general, quadratic graphs take the parabola shape  $\cup$  or  $\cap$

For the  $\cup$  shape the turning point is known as a minimum point, while for the  $\cap$  the turning point is known as the maximum point.

## Exercise 18.4

For each of the quadratics in Q.1–8:

- Plot a graph of the function for the values of  $x$  given.
- State whether the turning point is a maximum or a minimum point.
- Write down the coordinates of the turning point.

1  $y = (x - 1)^2 + 4$ ;  $-2 \leq x \leq 4$

2  $y = (x + 3)^2 - 6$ ;  $-6 \leq x \leq 0$

3  $y = (x - 4)^2 - 1$ ;  $0 \leq x \leq 7$

4  $y = -(x - 2)^2 + 3$ ;  $-1 \leq x \leq 5$

5  $y = -(x + 1)^2 - 5$ ;  $-4 \leq x \leq 3$

6  $y = 2(x - 1)^2 - 3$ ;  $-3 \leq x \leq 5$

7  $y = 3(x - 3)^2 - 20$ ;  $0 \leq x \leq 6$

8  $y = -2(x - 5)^2 + 30$ ;  $2 \leq x \leq 8$

9 a Describe any pattern you spot between the coordinates of the turning point and the equation of the quadratics in each of the graphs plotted in Q.1–8 above.

b If the general equation of a quadratic in completed square form is given as  $y = a(x - b)^2 + c$ , write down the coordinates of the turning point.

10 Without plotting the graph, deduce the coordinates of the turning point in each of the following:

a  $y = (x - 6)^2 + 5$

b  $y = (x + 8)^2 - 6$

c  $y = -(x + 4)^2 + 12$

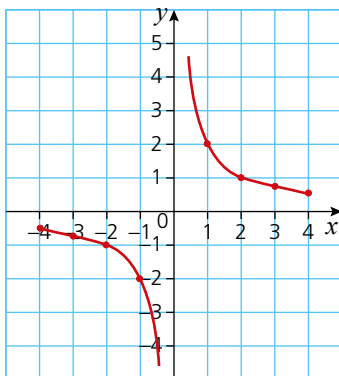
d  $y = -2(x - 12)^2 + 1$

## The reciprocal function

## → Worked example

Draw the graph of  $y = \frac{2}{x}$  for  $-4 \leq x \leq 4$ .

$x$	-4	-3	-2	-1	0	1	2	3	4
$y$	-0.5	-0.7	-1	-2	—	2	1	0.7	0.5



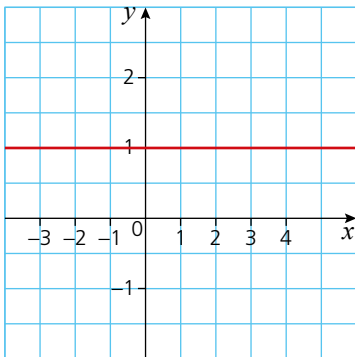
This is a **reciprocal function** giving a **hyperbola**.

## Exercise 18.5

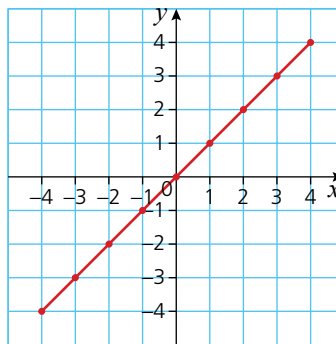
- 1 Plot the graph of the function  $y = \frac{1}{x}$  for  $-4 \leq x \leq 4$ .
- 2 Plot the graph of the function  $y = \frac{3}{x}$  for  $-4 \leq x \leq 4$ .
- 3 Plot the graph of the function  $y = \frac{5}{2x}$  for  $-4 \leq x \leq 4$ .

## Types of graph

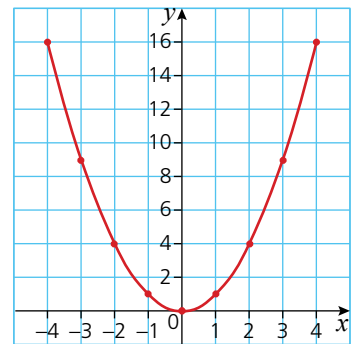
Graphs of functions of the form  $ax^n$  take different forms depending on the values of  $a$  and  $n$ . The different types of line produced also have different names, as described below.



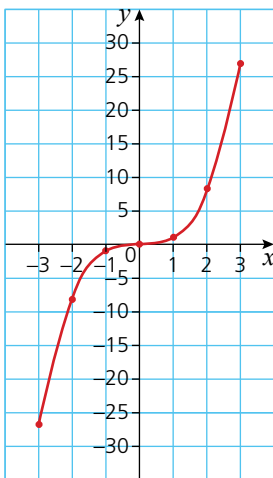
If  $a = 1$  and  $n = 0$ , then  $f(x) = x^0$ . This is a **linear** function giving a horizontal **straight line**.



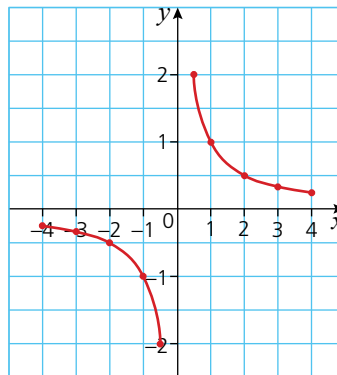
If  $a = 1$  and  $n = 1$ , then  $f(x) = x^1$ . This is a **linear** function giving a **straight line**.



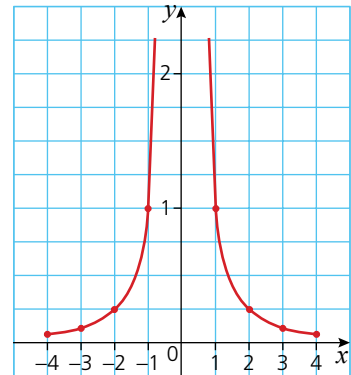
If  $a = 1$  and  $n = 2$ , then  $f(x) = x^2$ . This is a **quadratic** function giving a **parabola**.



If  $a = 1$  and  $n = 3$ , then  $f(x) = x^3$ . This is a **cubic** function giving a **cubic curve**.



If  $a = 1$  and  $n = -1$ , then  $f(x) = x^{-1}$  or  $f(x) = \frac{1}{x}$ . This is a **reciprocal** function giving a **hyperbola**.

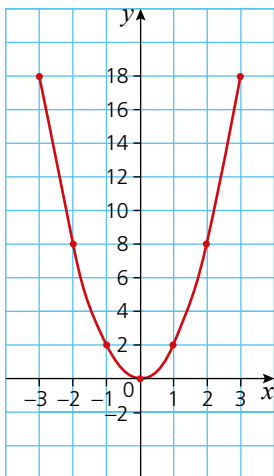


If  $a = 1$  and  $n = -2$ , then  $f(x) = x^{-2}$  or  $f(x) = \frac{1}{x^2}$ . This is a **reciprocal** function, shown on the graph above.

### → Worked example

Draw a graph of the function  $y = 2x^2$  for  $-3 \leq x \leq 3$ .

$x$	-3	-2	-1	0	1	2	3
$y$	18	8	2	0	2	8	18



### Exercise 18.6

For each of the functions given below:

- draw up a table of values for  $x$  and  $f(x)$ ,
- plot the graph of the function.

- $f(x) = 3x + 2$ ,  $-3 \leq x \leq 3$
- $f(x) = \frac{1}{2}x + 4$ ,  $-3 \leq x \leq 3$
- $f(x) = -2x - 3$ ,  $-4 \leq x \leq 2$
- $f(x) = 2x^2 - 1$ ,  $-3 \leq x \leq 3$
- $f(x) = 0.5x^2 + x - 2$ ,  $-5 \leq x \leq 3$
- $f(x) = 3x^2 - 2x + 1$ ,  $-2 \leq x \leq 2$
- $f(x) = 2x^3$ ,  $-2 \leq x \leq 2$
- $f(x) = \frac{1}{2}x^3 - 2x + 3$ ,  $-3 \leq x \leq 3$
- $f(x) = 3x^{-1}$ ,  $-3 \leq x \leq 3$
- $f(x) = 2x^{-2}$ ,  $-3 \leq x \leq 3$
- $f(x) = \frac{1}{x^2} + 3x$ ,  $-3 \leq x \leq 3$

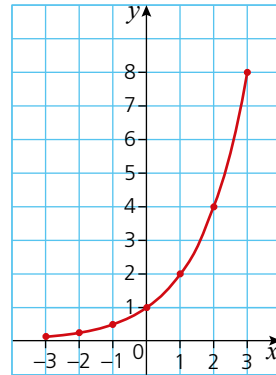
## Exponential functions

Functions of the form  $y = a^x$  are known as **exponential functions**. Plotting an exponential function is done in the same way as for other functions.

### → Worked example

Plot the graph of the function  $y = 2^x$  for  $-3 \leq x \leq 3$ .

$x$	-3	-2	-1	0	1	2	3
$y$	0.125	0.25	0.5	1	2	4	8



### Exercise 18.7

For each of the functions below:

- draw up a table of values of  $x$  and  $f(x)$ ,
- plot a graph of the function.

- $f(x) = 3^x$ ,  $-3 \leq x \leq 3$
- $f(x) = 1$ ,  $-3 \leq x \leq 3$
- $f(x) = 2^x + 3$ ,  $-3 \leq x \leq 3$
- $f(x) = 3 \times 2^x + 2$ ,  $-3 \leq x \leq 3$
- $f(x) = 2^x - x$ ,  $-3 \leq x \leq 3$
- $f(x) = 3^x - x$ ,  $-3 \leq x \leq 3$

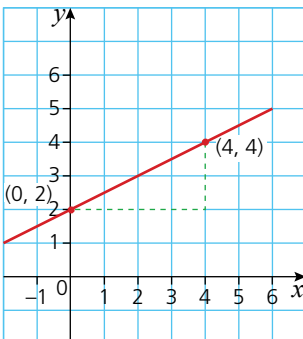
## Gradients of curves

The gradient of a straight line is constant and is calculated by considering the coordinates of two of the points on the line and then carrying out the calculation  $\frac{y_2 - y_1}{x_2 - x_1}$  as shown below:

$$\begin{aligned} \text{Gradient} &= \frac{4 - 2}{4 - 0} \\ &= \frac{1}{2} \end{aligned}$$

The gradient of a curve, however, is not constant: its slope changes. To calculate the gradient of a curve at a specific point, the following steps need to be taken:

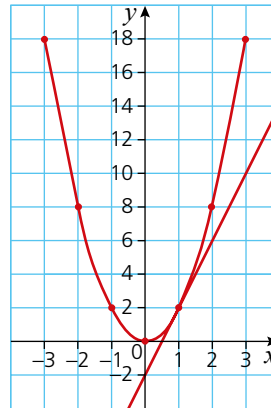
- draw a tangent to the curve at that point,
- calculate the gradient of the tangent.



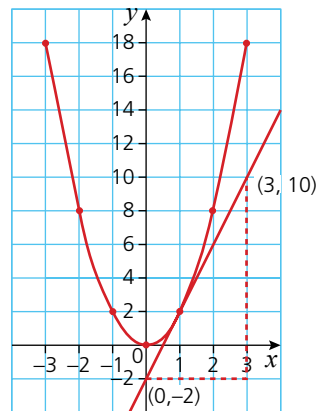
### → Worked example

For the function  $y = 2x^2$ , calculate the gradient of the curve at the point where  $x = 1$ .

On a graph of the function  $y = 2x^2$ , identify the point on the curve where  $x = 1$  and then draw a tangent to that point. This gives:



Two points on the tangent are identified in order to calculate its gradient.



$$\begin{aligned} \text{Gradient} &= \frac{10 - (-2)}{3 - 0} \\ &= \frac{12}{3} \\ &= 4 \end{aligned}$$

Therefore the gradient of the function  $y = 2x^2$  when  $x = 1$  is 4.

## Exercise 18.8

For each of the functions below:

- i plot a graph,  
 ii calculate the gradient of the function at the specified point.

- 1  $y = x^2$ ,  $-4 \leq x \leq 4$ , gradient where  $x = 1$   
 2  $y = \frac{1}{2}x^2$ ,  $-4 \leq x \leq 4$ , gradient where  $x = -2$   
 3  $y = x^3$ ,  $-3 \leq x \leq 3$ , gradient where  $x = 1$   
 4  $y = x^3 - 3x^2$ ,  $-4 \leq x \leq 4$ , gradient where  $x = -2$   
 5  $y = 4x^{-1}$ ,  $-4 \leq x \leq 4$ , gradient where  $x = -1$   
 6  $y = 2^x$ ,  $-3 \leq x \leq 3$ , gradient where  $x = 0$

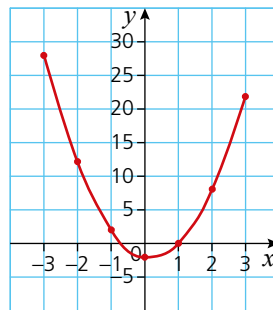
## Solving equations by graphical methods

As shown earlier in this chapter, if a graph of a function is plotted, then it can be used to solve equations.

 Worked examples

- a i Plot a graph of  $y = 3x^2 - x - 2$  for  $-3 \leq x \leq 3$ .

$x$	-3	-2	-1	0	1	2	3
$y$	28	12	2	-2	0	8	22



- ii Use the graph to solve the equation  $3x^2 - x - 2 = 0$ .

To solve the equation,  $y = 0$ . Therefore where the curve intersects the  $x$ -axis gives the solution to the equation.

i.e.  $3x^2 - x - 2 = 0$  when  $x = -0.7$  and when  $x = 1$ .

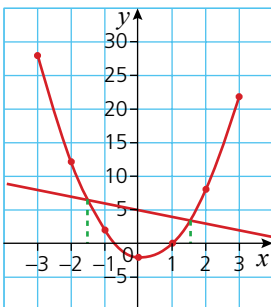
- iii Use the graph to solve the equation  $3x^2 - 7 = 0$ .

To be able to use the original graph, this equation needs to be manipulated in such a way that one side of the equation becomes:

$$3x^2 - x - 2.$$

Manipulating  $3x^2 - 7 = 0$  gives:

$3x^2 - x - 2 = -x + 5$  (subtracting  $x$  from both sides, and adding 5 to both sides).



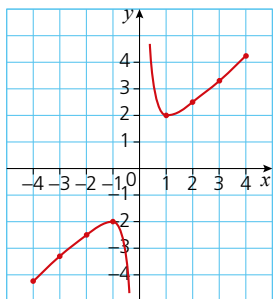
## 18 GRAPHS OF FUNCTIONS

Hence finding where the curve  $y = 3x^2 - x - 2$  intersects the line  $y = -x + 5$  gives the solution to the equation  $3x^2 - 7 = 0$ .

Therefore the solutions to  $3x^2 - 7 = 0$  are  $x \approx -1.5$  and  $x \approx 1.5$ .

- b i** Plot a graph of  $y = \frac{1}{x} + x$  for  $-4 \leq x \leq 4$ .

<b>x</b>	-4	-3	-2	-1	0	1	2	3	4
<b>y</b>	-4.25	-3.3	-2.5	-2	-	2	2.5	3.3	4.25



- ii** Use the graph to explain why  $\frac{1}{x} + x = 0$  has no solution.

For  $\frac{1}{x} + x = 0$ , the graph will need to intersect the  $x$ -axis. From the plot opposite, it can be seen that the graph does not intersect the  $x$ -axis and hence the equation

$\frac{1}{x} + x = 0$  has no solution.

- iii** Use the graph to find the solution to  $x^2 - x = 1$ .

This equation needs to be manipulated in such a way that one side becomes  $\frac{1}{x} + x$ .

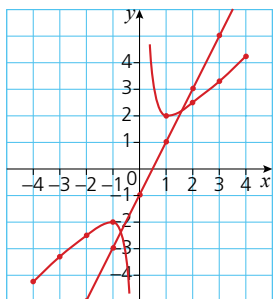
Manipulating  $x^2 - x = 1$  gives:

$$x - 1 = \frac{1}{x} \quad (\text{dividing both sides by } x)$$

$$2x - 1 = \frac{1}{x} + x \quad (\text{adding } x \text{ to both sides})$$

Hence finding where the curve  $y = \frac{1}{x} + x$  intersects the line  $y = 2x - 1$  will give the solution to the equation  $x^2 - x = 1$ .

Therefore the solutions to the equation  $x^2 - x = 1$  are  $x \approx -0.6$  and  $x \approx 1.6$ .



### Exercise 18.9

- a** Plot the function  $y = \frac{1}{2}x^2 + 1$  for  $-4 \leq x \leq 4$ .

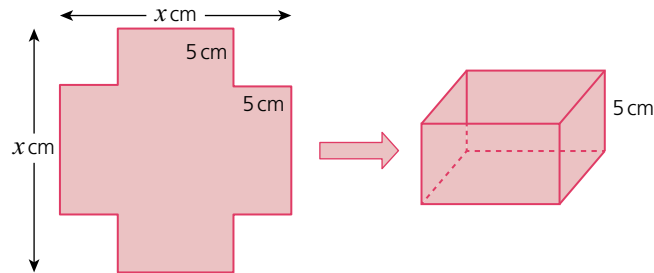
**b** Showing your method clearly, use the graph to solve the equation  $\frac{1}{2}x^2 = 4$ .
- a** Plot the function  $y = x^3 + x - 2$  for  $-3 \leq x \leq 3$ .

**b** Showing your method clearly, use the graph to solve the equation  $x^3 = 7 - x$ .
- a** Plot the function  $y = 2x^3 - x^2 + 3$  for  $-2 \leq x \leq 2$ .

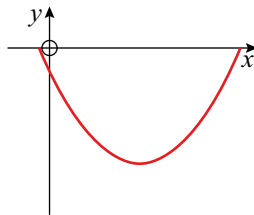
**b** Showing your method clearly, use the graph to solve the equation  $2x^3 - 7 = 0$ .
- a** Plot the function  $y = \frac{2}{x^2} - x$  for  $-4 \leq x \leq 4$ .

**b** Showing your method clearly, use the graph to solve the equation  $4x^3 - 10x^2 + 2 = 0$ .

- 5 An open box with a volume of  $80\text{ cm}^3$  is made by cutting  $5\text{ cm}$  squares from each corner of a square piece of metal and then folding up the sides as shown.

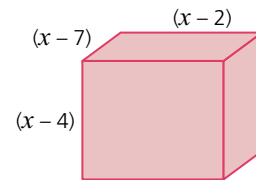


- Write an expression for both the length and width of the box in terms of  $x$ .
  - Write an equation for the volume of the box in terms of  $x$ .
  - Calculate the possible dimensions of the original square metal sheet.
- 6 The cross section of a bowl is shown on the axes below.  $y$  represents the bowl's depth and  $x$  its horizontal position.



The equation of the surface of the bowl is given as  $y = \frac{1}{2}x^2 - 4x - 2$ . Calculate the depth of the bowl.

- 7 The cuboid below has dimensions as shown.



- Write an equation for the volume  $V$  of the cuboid in terms of  $x$ .
  - Sketch a graph of the volume  $V$  of the cuboid for values of  $x$  in the range  $2 \leq x \leq 7$ .
  - Explain, using your graph, why the value of  $x$  must lie between  $2\text{ cm}$  and  $4\text{ cm}$ .
  - Using trial and improvement, deduce the value of  $x$  (to 1 d.p) which produces the cuboid with the largest volume.
- 8
- Plot the function  $y = 2^x - x$  for  $-2 \leq x \leq 5$ .
  - Showing your method clearly, use the graph to solve the equation  $2^x = 2x + 2$ .
- 9 A tap is dripping at a constant rate into a container. The level ( $l\text{ cm}$ ) of the water in the container is given by the equation  $l = 2^t - 1$ , where  $t$  is the time taken in hours.
- Calculate the level of the water after 3 hours.
  - Calculate the level of the water in the container at the start.



## Sketching linear functions

Straight-line graphs can be sketched by working out where the line intersects both axes.

### → Worked example

Sketch the graph of  $y = -3x + 5$

The graph intersects the  $y$ -axis when  $x = 0$ . This is therefore substituted into the equation

$$y = -3(0) + 5$$

$$\text{so } y = 5$$

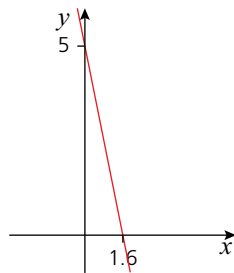
The graph intersects the  $x$ -axis when  $y = 0$ . This is then substituted into the equation and solved.

$$0 = -3x + 5$$

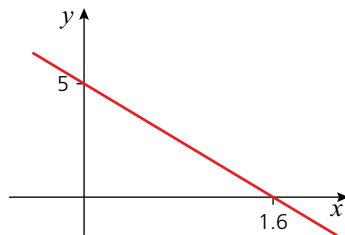
$$3x = 5$$

$$x = \frac{5}{3} \quad (\text{or } 1.6)$$

The sketch is therefore:



Note that the sketch below, although it looks very different to the one above, is also acceptable as it shows the same intersections with the axes.



## Sketching quadratic functions

With a quadratic function, the sketch should be a smooth parabola shape. Once again, the important points to include are where it intersects the  $y$ -axis and, if applicable, the  $x$ -axis. If it does intersect the  $x$ -axis, giving the coordinates of the turning point is often not necessary unless asked for. However, if the graph does not intersect the  $x$ -axis, the coordinates of the turning point should be included.

## → Worked examples

- a Sketch the graph of  $y = x^2 - 8x + 15$ .

The graph intersects the  $y$ -axis when  $x = 0$ .

Substituting  $x = 0$  gives  $y = 15$ .

The graph intersects the  $x$ -axis when  $y = 0$ .

Substituting  $y = 0$  gives  $x^2 - 8x + 15 = 0$ , which needs to be solved.

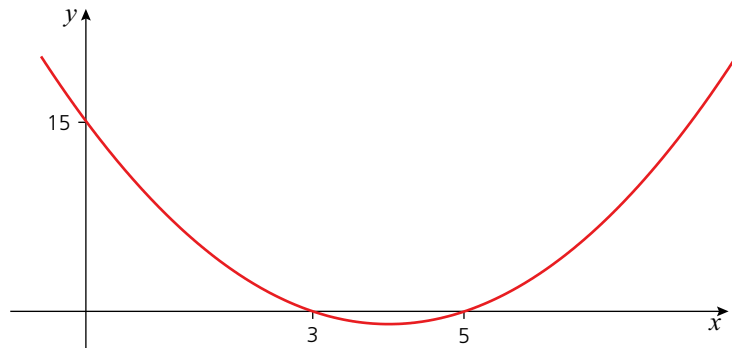
As the quadratic factorises, this is the quickest method to use.

$$x^2 - 8x + 15 = 0$$

$$(x - 5)(x - 3) = 0$$

Therefore  $x = 5$  or  $x = 3$ .

As the  $x^2$  term is positive, the graph will be U-shaped. A possible sketch is shown below.



If the coordinate of the turning point is needed, this can be calculated at this stage. A parabola is symmetrical, so the minimum point must occur midway between the intersections with the  $x$ -axis, i.e. when  $x = 4$ .

Substituting  $x = 4$  into the equation of the quadratic gives

$$y = (4)^2 - 8(4) + 15 = -1.$$

Therefore the coordinate of the minimum point is  $(4, -1)$ .

- b Sketch the graph of the quadratic  $y = -x^2 - 4x - 9$ .

The graph intersects the  $y$ -axis when  $x = 0$ .

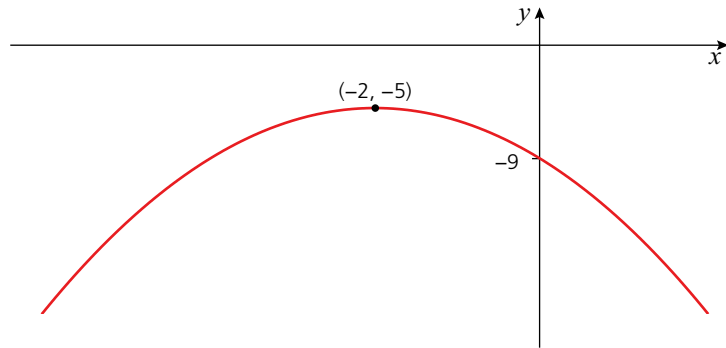
Substituting  $x = 0$  gives  $y = -9$ .

The graph intersects the  $x$ -axis when  $y = 0$ . Substituting  $y = 0$  produces the equation  $-x^2 - 4x - 9 = 0$ , which needs to be solved. The equation does not factorise. If the quadratic formula was used no solutions would be found either, implying that the graph does not intersect the  $x$ -axis. If this is the case, the coordinates of the turning point must be found and the completed square form of the equation is the most useful form to use.

In completed square form, the equation  $y = -x^2 - 4x - 9$  is written as

$y = -(x + 2)^2 - 5$ . The coordinates of the turning point can be deduced from this as  $(-2, -5)$

As the  $x^2$  term is negative, the parabola is an inverted U-shape. A sketch of the graph is therefore:

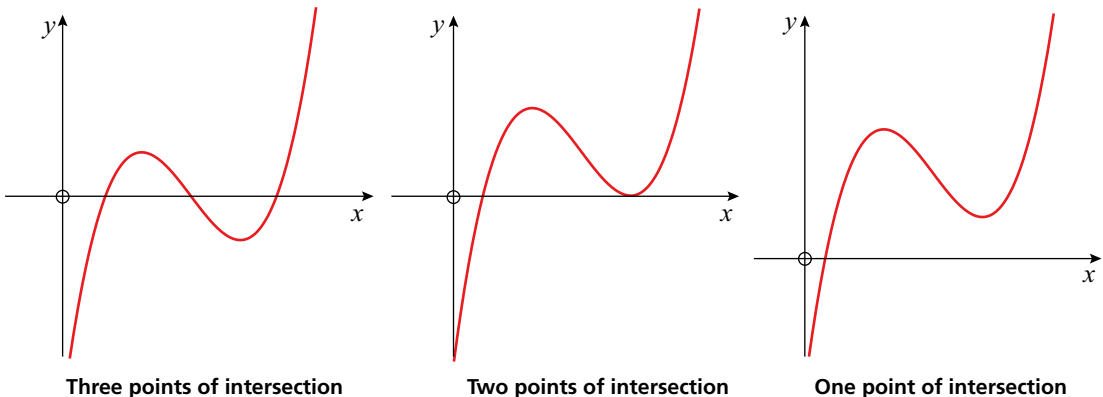


### Sketching cubic functions

Generally, a cubic function takes the form  $y = ax^3 + bx^2 + cx + d$  (where  $a \neq 0$ ).

The usual shape of a cubic equation is  $\curvearrowright$  when the  $x^3$  term is positive (i.e.  $a > 0$ ), or  $\curvearrowleft$  when the  $x^3$  term is negative (i.e.  $a < 0$ ).

As a result of this, a cubic equation can intersect the  $x$ -axis up to three times.



To sketch a cubic function, the intersections with both the  $y$ -axis and  $x$ -axis must be given.

### → Worked examples

- a Sketch the function  $y = (x - 2)(x - 3)(x - 5)$ .

Where the graph intersects the  $y$ -axis,  $x = 0$ . Substituting this into the equation gives:

$$y = (0 - 2)(0 - 3)(0 - 5)$$

$$= (-2)(-3)(-5) = -30.$$

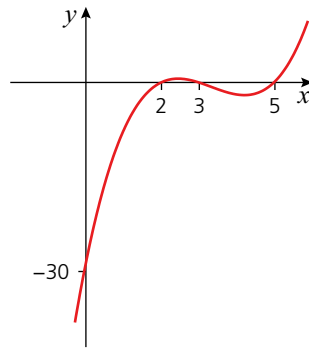
Where the graph intersects the  $x$ -axis,  $y = 0$ . Substituting this into the equation gives:

$$(x - 2)(x - 3)(x - 5) = 0$$

Therefore  $x = 2, 3$  or  $5$ .

As the  $x^3$  would be positive if the brackets were expanded, the shape of the graph must be  $\curvearrowright$

Using this information, the cubic function can be sketched as shown:



**b** Sketch the graph of  $y = (-x + 1)(x^2 - 6x + 9)$ .

Where the graph intersects the  $y$ -axis,  $x = 0$ . Substituting this into the equation gives:

$$y = (0 + 1)(0 - 0 + 9) = 9.$$

To find where the graph intersects the  $x$ -axis substitute  $y = 0$  into the equation.

$$(-x + 1)(x^2 - 6x + 9) = 0$$

The quadratic expression in the second bracket is more useful if written in factorised form.

$$\text{i.e. } (x^2 - 6x + 9) = (x - 3)(x - 3) \text{ or } (x - 3)^2.$$

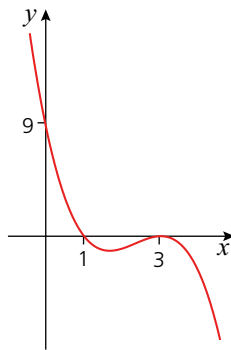
$$\text{The equation to be solved can now be written as } (-x + 1)(x - 3)^2 = 0.$$

Therefore,  $x = 1, 3$  or  $3$ . It is more usual to just give the distinct values i.e.  $x = 1$  or  $x = 3$ .

As the  $x^3$  term is negative, the shape of the cubic must be  $\curvearrowleft$

The repeated root of  $x = 3$  implies that the graph just touches the  $x$ -axis at this point.

The sketch of the function is therefore:



## Exercise 18.10

1 Sketch the following linear functions showing clearly where the lines intersect both axes.

a  $y = 2x - 4$

b  $y = \frac{1}{2}x + 6$

c  $y = -2x - 3$

d  $y = -\frac{1}{3}x + 9$

e  $2y + x - 2 = 0$

f  $x = \frac{2y + 4}{3}$

2 Sketch the following quadratic functions, showing clearly where they intersect the  $y$ -axis and where/if they intersect the  $x$ -axis. Indicate also the coordinates of the turning point.

a  $y = (x - 4)(x - 6)$

b  $y = (x + 2)(-x + 3)$

c  $y = (x - 4)^2 + 1$

d  $y = -x^2 + 3x$

e  $y = -x^2 + 4x - 4$

f  $y = -x^2 - 12x - 37$

g  $y = x^2 + 6x - 5$

h  $y = -3x^2 + 6x - 5$

3 Sketch the following cubic functions, showing clearly where they intersect the axes.

a  $y = (x + 1)(x - 2)(x - 4)$

b  $y = (x - 3)^2(x + 2)$

c  $y = (x)(x^2 - 10x + 25)$

d  $y = -x(-x + 4)(x - 6)$

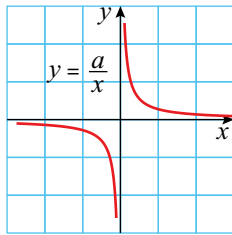
e  $y = (2x - 1)(-2x^2 - 5x - 3)$

### Sketching reciprocal functions

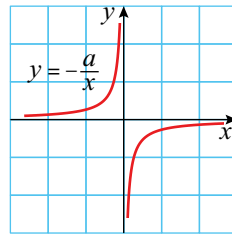
The reciprocal of  $x$  is  $\frac{1}{x}$ , similarly the reciprocal of  $x^2$  is  $\frac{1}{x^2}$ . The reciprocal of an expression is 1 divided by that expression. In general therefore, reciprocal functions deal with functions of the form  $y = \frac{1}{x^n}$ .

In this section we will look at how to sketch reciprocal functions.

Reciprocal functions of the form  $y = \frac{1}{x}$  take one of two shapes.



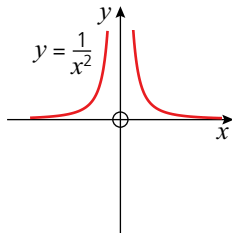
The shape of a positive function



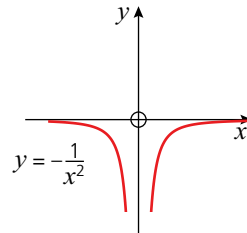
The shape of a negative function

The graph has special properties which need to be highlighted when the function is sketched. As can be seen above, the graphs do not intersect either axis. As  $x$  increases, the graph gets closer and closer to the  $x$ -axis (because  $\frac{1}{x}$  gets smaller as  $x$  increases). The  $x$ -axis is known as an **asymptote**. As  $x$  gets closer to 0, then  $\frac{1}{x}$  gets bigger and as a result the graph gets closer to the  $y$ -axis. The  $y$ -axis is therefore also an asymptote of the graph.

The graph of  $y = \frac{1}{x^2}$  has similar properties and takes one of two shapes.



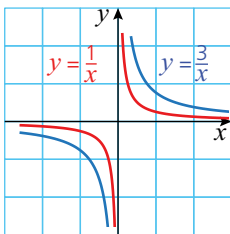
The shape of a positive function



The shape of a negative function.

Here too, both the  $x$ - and  $y$ -axes are asymptotes.

### → Worked examples



- a Sketch on the same axes the graphs of  $y = \frac{1}{x}$  and  $y = \frac{3}{x}$ , labelling each graph clearly.

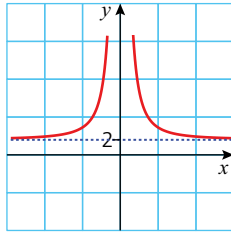
As the value of the numerator increases, the graph of  $y = \frac{1}{x}$  is stretched in a direction parallel to the  $y$ -axis; this gives the appearance of the graph moving away from both axes.

- b Sketch the graph of  $y = \frac{1}{x^2} + 2$ , stating clearly the equations of any asymptotes.

Compared with the graph of  $y = \frac{1}{x^2}$ , for a given  $x$ -value, the  $y$ -values for

$y = \frac{1}{x^2} + 2$  have +2 added to them. This results in the whole graph of  $y = \frac{1}{x^2}$  moving up two units in the  $y$ -direction (a translation of +2 in the  $y$ -direction).

The sketch is:



The asymptotes are therefore  $y = 2$  and the  $y$ -axis.

Note that it is usual to indicate asymptotes other than the axes as a dotted line.

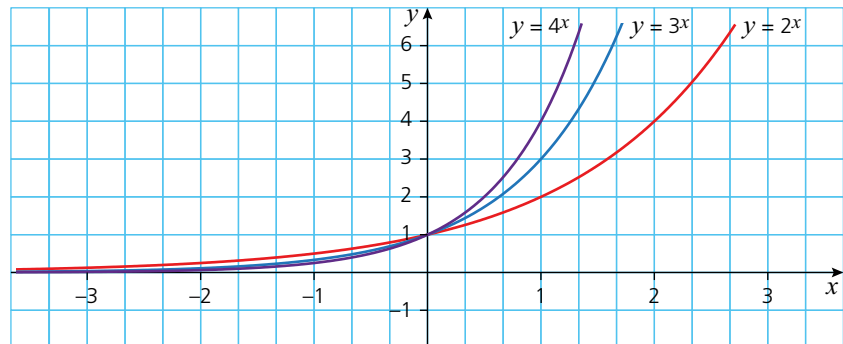
## Exponential functions

Exponential functions take the general form  $y = a^x$ ; examples therefore include  $y = 2^x$  and  $y = 3^x$ .

These graphs also have a characteristic shape.

### → Worked example

- a On the same axes plot the graphs of  $y = 2^x$ ,  $y = 3^x$  and  $y = 4^x$ .



- b Comment on any similarities between the three graphs.

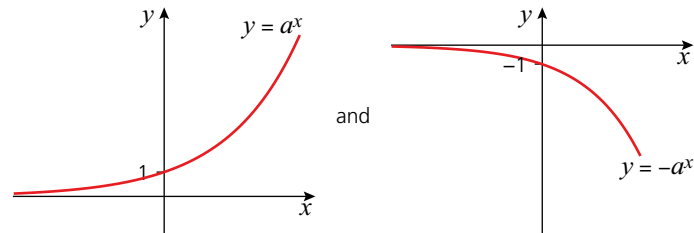
The graphs all pass through the coordinate  $(0, 1)$  and the  $x$ -axis is an asymptote in all three cases.

All the graphs of the form  $y = a^x$  pass through the point  $(0, 1)$ . This is because when  $x = 0$  (the intercept with the  $y$ -axis), the equation becomes  $y = a^0$ . From your knowledge of indices you will know that any number raised to the power of zero is one.

Similarly, the reason the  $x$ -axis is an asymptote can also be explained using indices. When  $x$  is negative,  $a^{-x}$  can be written as  $\frac{1}{a^x}$ . Therefore, as  $a^x$  increases in value  $\frac{1}{a^x}$  gets closer and closer to zero, hence closer and closer to the  $x$ -axis.

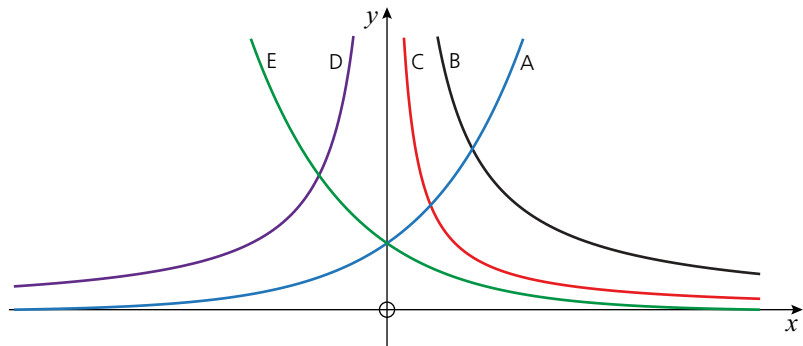
## 18 GRAPHS OF FUNCTIONS

The graphs of  $y = a^x$  and  $y = -a^x$  therefore take the general shapes as shown below:



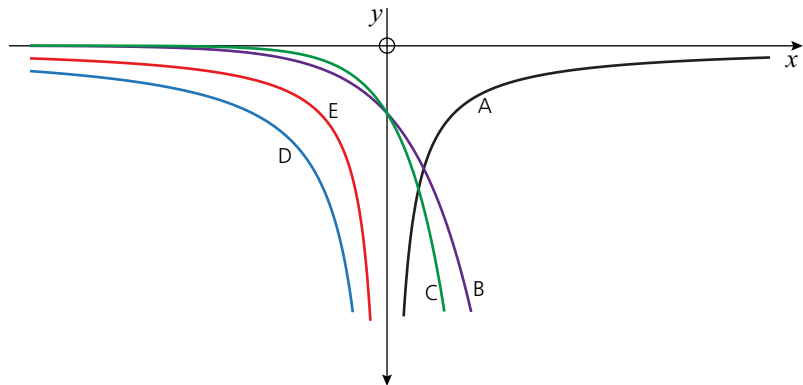
### Exercise 18.11

1 Match each of the graphs below with a possible equation.



$$y = \frac{3}{x} \quad y = 2^{-x} \quad y = \frac{1}{x} \quad y = -\frac{2}{x} \quad y = 2^x$$

2 Match each of the graphs below with a possible equation.



$$y = \frac{1}{x} \quad y = -3^x \quad y = \frac{2}{x} \quad y = -\frac{1}{x} \quad y = -5^x$$

## ? Student assessment 1

1 Sketch the graph of the function  $y = \frac{1}{x}$ .

2 a Copy and complete the table below for the function  $y = -x^2 - 7x - 12$ .

x	-7	-6	-5	-4	-3	-2	-1	0	1	2
y		-6				-2				

b Plot a graph of the function.

3 Plot a graph of each of the functions below between the given limits of  $x$ .

a  $y = x^2 - 3x - 10$ ,  $-3 \leq x \leq 6$

b  $y = -x^2 - 4x - 4$ ,  $-5 \leq x \leq 1$

4 a Plot the graph of the quadratic equation  $y = -x^2 - x + 15$  for  $-6 \leq x \leq 4$ .

b Showing your method clearly, use your graph to solve the following equations:

i  $10 = x^2 + x$

ii  $x^2 = x + 5$

5 a Plot the graph of  $y = \frac{2}{x}$  for  $-4 \leq x \leq 4$ .

b Showing your method clearly, use your graph to solve the equation  $x^2 + x = 2$ .

6 In each of the following equations:

i State whether the turning point is maximum or a minimum, giving a reason for your answer.

ii State the coordinate of the turning point.

a  $y = -(x + 3)^2 - 5$

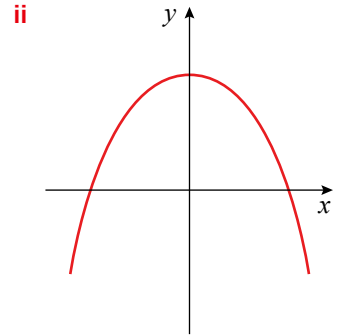
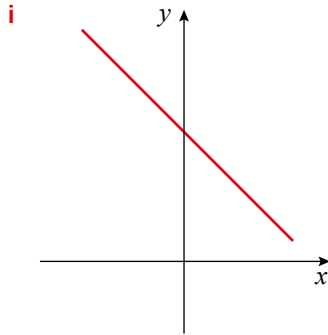
b  $y = \frac{1}{2}(x - 6)^2 + 2$

7 Sketch the function  $y = \frac{1}{2}x^2 - 2$ , showing clearly where it intersects both axes and indicating the coordinates of the turning point.

8 Sketch the function  $y = (3x + 2)(-x^2 - x + 2)$ , indicating clearly the intersections with both axes.

**? Student assessment 2**

1 a Name the types of graph shown below:



b Give a **possible** equation for each of the graphs drawn.

2 For each of the functions below:

- i draw up a table of values,
- ii plot a graph of the function.

a  $f(x) = x^2 + 3x, \quad -5 \leq x \leq 2$

b  $f(x) = \frac{1}{x} + 3x, \quad -3 \leq x \leq 3$

3 a Plot the function  $y = \frac{1}{2}x^3 + 2x^2$  for  $-5 \leq x \leq 2$ .

b Calculate the gradient of the curve when:

- i  $x = 1$
- ii  $x = -1$

4 a Plot a graph of the function  $y = 2x^2 - 5x - 5$  for  $-2 \leq x \leq 5$ .

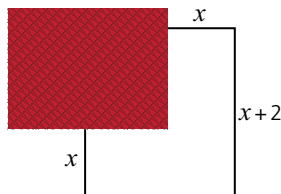
b Use the graph to solve the equation  $2x^2 - 5x - 5 = 0$ .

c Showing your method clearly, use the graph to solve the equation  $2x^2 - 3x = 10$ .

5 Sketch the function  $\frac{y+2}{3} = x$ .

6 Sketch the function  $y = -2x^2 + x + 15$ , stating clearly where it intersects the axes and indicating the coordinates of the turning point.

7 A builder is constructing a fenced yard off the side of a house as shown below. The total length of the fence is 60m.



a Write an expression for the length of the unmarked side in terms of  $x$ .

b Write an equation for the area  $A$  of the yard.

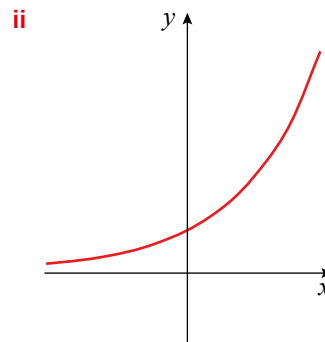
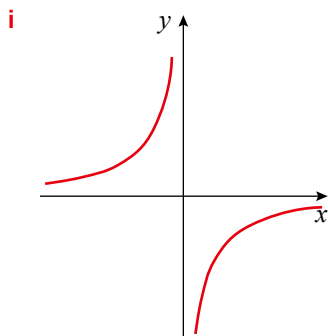
c Sketch the graph of the function for the area  $A$  of the yard.

d From your graph deduce the value of  $x$  which gives the largest area for the yard.

e Calculate the largest area possible for the yard.

### Student assessment 3

1 a Name the types of graph shown below:



b Give a **possible** equation for each of the graphs drawn.

2 For each of the functions below:

- i draw up a table of values,
- ii plot a graph of the function.

a  $f(x) = 2^x + x, \quad -3 \leq x \leq 3$

b  $f(x) = 3^x - x^2, \quad -3 \leq x \leq 3$

3 a Plot the function  $y = -x^3 - 4x^2 + 5$  for  $-5 \leq x \leq 2$ .

b Calculate the gradient of the curve when:

i  $x = 0$

ii  $x = -2$

4 a Copy and complete the table below for the function

$$y = \frac{1}{x^2} - 5.$$

x	-3	-2	-1	-0.5	-0.25	0	0.25	0.5	1	2	3
y				-1		-					

b Plot a graph of the function.

c Use the graph to solve the equation  $\frac{1}{x^2} = 5$ .

d Showing your method clearly, use your graph to solve the equation

$$\frac{1}{x^2} + x^2 = 7.$$

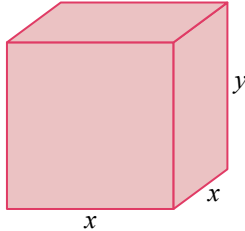
5 a Sketch the graph of  $y = -2^x$  indicating clearly any intersections with either axis.

b Give the equation of any asymptote(s).

6 a Sketch the graph of  $y = 2^x - 4$  indicating clearly any intersections with either axis.

b Give the equation of any asymptote(s).

- 7 A cuboid with side lengths  $x$  cm,  $x$  cm and  $y$  cm is shown below. Its total surface area is  $392 \text{ cm}^2$



- a Show that the length  $y$  can be written as  $y = \frac{196 - x^2}{2x}$
- b Write an equation for the volume  $V$  of the cuboid in terms of  $x$ .
- c Sketch a graph for the volume  $V$  of the cuboid for values of  $x$  in the range  $-14 \leq x \leq 14$
- d Using your graph as a reference, calculate the integer value of  $x$  which will produce the greatest volume.
- e Using your answer to part d, calculate the maximum volume of the cuboid.

# 19

## Differentiation and the gradient function

Calculus is the cornerstone of much of the mathematics studied at a higher level. Differential calculus deals with finding the gradient of a function. In this chapter, you will look at functions of the form  $f(x) = ax^n + bx^{n-1} + \dots$ , where  $n$  is an integer.

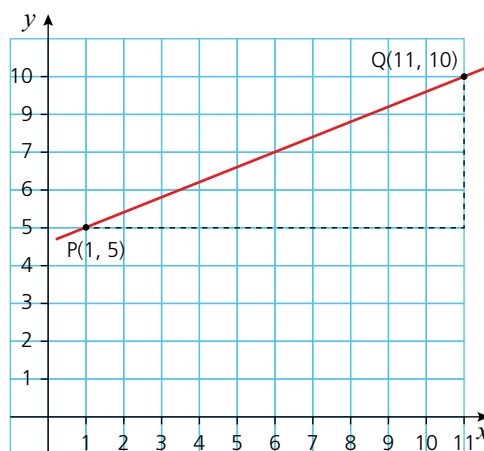
### The gradient of a straight line

You will already be familiar with calculating the gradient of a straight line.

The gradient of the line passing through points  $(x_1, y_1)$  and  $(x_2, y_2)$  is calculated by  $\frac{y_2 - y_1}{x_2 - x_1}$ .

Therefore, the gradient of the line passing through points P and Q is:

$$\begin{aligned}\frac{10 - 5}{11 - 1} &= \frac{5}{10} \\ &= \frac{1}{2}\end{aligned}$$

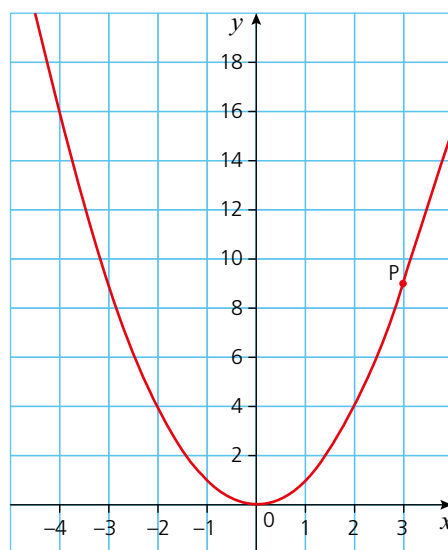


### The gradient of a curve

The gradient of a straight line is constant, i.e. it is the same at any point on the line. However, not all functions are linear (straight lines). A function that produces a curved graph is more difficult to work with because the gradient of a curve is not constant.

The graph (right) shows the function  $f(x) = x^2$ .

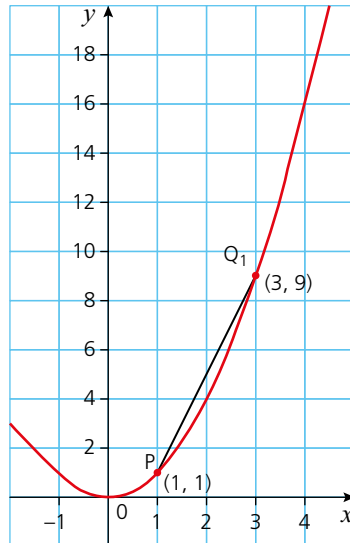
Point P is on the curve at  $(3, 9)$ . If P moves along the curve to the right, the gradient of the curve becomes steeper. If P moves along the curve towards the origin, the gradient of the curve becomes less steep.



## 19 DIFFERENTIATION AND THE GRADIENT FUNCTION

The gradient of the function at the point  $P(1, 1)$  can be calculated as follows:

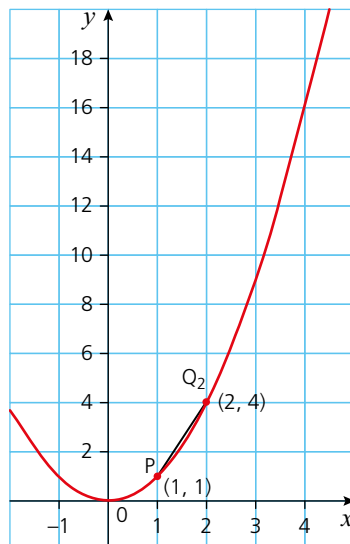
- Mark a point  $Q_1(3, 9)$  on the graph and draw the line segment  $PQ_1$ .



The gradient of the line segment  $PQ_1$  is an approximation of the gradient of the curve at P.

$$\text{Gradient of } PQ_1 \text{ is } \frac{9-1}{3-1} = 4$$

- Mark a point  $Q_2$  closer to P, e.g.  $(2, 4)$ , and draw the line segment  $PQ_2$ .



The gradient of the line segment  $PQ_2$  is still only an approximation of the gradient of the curve at P, but it is a better approximation than the gradient of  $PQ_1$ .

Gradient of  $PQ_2$  is  $\frac{4-1}{2-1} = 3$

- If a point  $Q_3(1.5, 1.5^2)$  is chosen, the gradient  $PQ_3$  will be an even better approximation.

Gradient of  $PQ_3$  is  $\frac{1.5^2-1}{1.5-1} = 2.5$

For the point  $Q_4(1.25, 1.25^2)$ , the gradient of  $PQ_4$  is  $\frac{1.25^2-1}{1.25-1} = 2.25$

For the point  $Q_5(1.1, 1.1^2)$ , the gradient of  $PQ_5$  is  $\frac{1.1^2-1}{1.1-1} = 2.1$

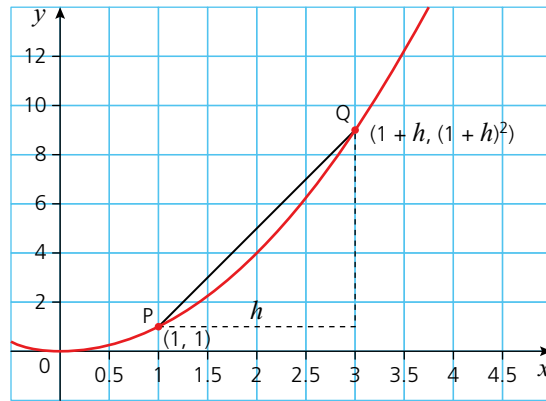
These results indicate that as point Q gets closer to P, the gradient of the line segment PQ gets closer to 2.

### → Worked example

Prove that the gradient of the function  $f(x) = x^2$  is 2 when  $x = 1$ .

Consider points P and Q on the function  $f(x) = x^2$ .

P is at  $(1, 1)$  and Q,  $h$  units from P in the  $x$ -direction, has coordinates  $(1+h, (1+h)^2)$ .



$$\begin{aligned} \text{Gradient of line segment PQ is } \frac{(1+h)^2-1}{1+h-1} &= \frac{1+2h+h^2-1}{h} \\ &= \frac{h(2+h)}{h} \\ &= 2+h \end{aligned}$$

As Q gets closer to P,  $h$  gets smaller and smaller (tends to 0), and the value of  $2+h$  becomes an even more accurate approximation of the gradient of the curve at point P.

As  $h$  tends to 0, the gradient  $(2+h)$  of the line segment PQ tends to 2.

This can be written as:

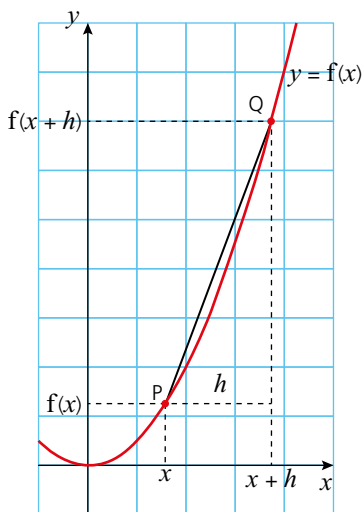
$$\text{The gradient at } P(1, 1) = \lim_{h \rightarrow 0} (2+h) = 2$$

In other words, the limit of  $2+h$  as  $h$  tends to 0 is 2.

## Exercise 19.1

You will already be familiar with the fact that the gradient of a curve at the point P is the same as the gradient of the tangent to the curve at P.

- 1 a Using the proof above as a guide, find the gradient of the function  $f(x) = x^2$  when:
  - i  $x = 2$
  - ii  $x = 3$
  - iii  $x = -1$ .
- b Make a table of the values of  $x$  and the corresponding values of the gradient of the function  $f(x)$ .
- c Looking at the pattern in your results, complete the sentence below. For the function  $f(x) = x^2$ , the gradient is ...
- 2 a Find the gradient of the function  $f(x) = 2x^2$  when:
  - i  $x = 1$
  - ii  $x = 2$
  - iii  $x = -2$ .
- b Looking at the pattern in your results, complete the sentence below. For the function  $f(x) = 2x^2$ , the gradient is ...
- 3 a Find the gradient of the function  $f(x) = \frac{1}{2}x^2$  when:
  - i  $x = 1$
  - ii  $x = 2$
  - iii  $x = 3$ .
- b Looking at the pattern in your results, complete the sentence below. For the function  $f(x) = \frac{1}{2}x^2$ , the gradient is ...



## The gradient function

You may have noticed a pattern in your answers to the previous exercise. In fact, there is a rule for calculating the gradient at any point on the particular curve. This rule is known as the **gradient function**,  $f'(x)$  or  $\frac{dy}{dx}$ .

The function  $f(x) = x^2$  has a gradient function  $f'(x) = 2x$  or  $\frac{dy}{dx} = 2x$ .

The above proof can be generalised for other functions  $f(x)$ .

$$\text{Gradient of line segment PQ} = \frac{f(x+h) - f(x)}{(x+h) - x}$$

$$\text{Gradient at P} = \lim_{h \rightarrow 0} (\text{Gradient of line segment PQ})$$

$$= \lim_{h \rightarrow 0} \frac{f(x+h) - f(x)}{h}$$

This is known as finding the gradient function from **first principles**.

## → Worked example

Find, from first principles, the gradient function of  $f(x) = x^2 + x$ .

$$\begin{aligned} \frac{dy}{dx} &= \lim_{h \rightarrow 0} \frac{f(x+h) - f(x)}{h} \\ &= \lim_{h \rightarrow 0} \frac{((x+h)^2 + (x+h)) - (x^2 + x)}{h} \\ &= \lim_{h \rightarrow 0} \frac{x^2 + 2xh + h^2 + x + h - x^2 - x}{h} \\ &= \lim_{h \rightarrow 0} \frac{2xh + h^2 + h}{h} \\ &= \lim_{h \rightarrow 0} (2x + h + 1) \\ &= 2x + 1 \end{aligned}$$

So the gradient at any point  $P(x, y)$  on the curve  $y = x^2 + x$  is given by  $2x + 1$ .

### Exercise 19.2

1 Find, from first principles, the gradient function of each function. Use the worked example above as a guide.

a  $f(x) = x^3$

b  $f(x) = 3x^2$

c  $f(x) = x^2 + 2x$

d  $f(x) = x^2 - 2$

e  $f(x) = 3x - 3$

f  $f(x) = 2x^2 - x + 1$

2 Copy and complete the table below using your gradient functions from the previous question and Exercise 19.1 Q1–3.

Function $f(x)$	Gradient function $f'(x)$
$x^2$	
$2x^2$	
$\frac{1}{2}x^2$	
$x^2 + x$	$2x + 1$
$x^3$	
$3x^2$	
$x^2 + 2x$	
$x^2 - 2$	
$3x - 3$	
$2x^2 - x + 1$	

3 Look at your completed table for Q2. Describe any patterns you notice between a function and its gradient function.

The functions used so far have all been **polynomials**. There is a relationship between a polynomial function and its gradient function. This is best summarised as follows:

$$\text{If } f(x) = ax^n, \text{ then } \frac{dy}{dx} = anx^{n-1}.$$

So, to work out the gradient function of a polynomial, multiply the coefficient of  $x$  by the power of  $x$  and subtract 1 from the power.

→ Worked examples

- a Calculate the gradient function of  $f(x) = 2x^3$ .  
 $f'(x) = 3 \times 2x^{(3-1)} = 6x^2$
- b Calculate the gradient function of  $y = 5x^4$ .  
 $\frac{dy}{dx} = 4 \times 5x^{(4-1)} = 20x^3$

Exercise 19.3

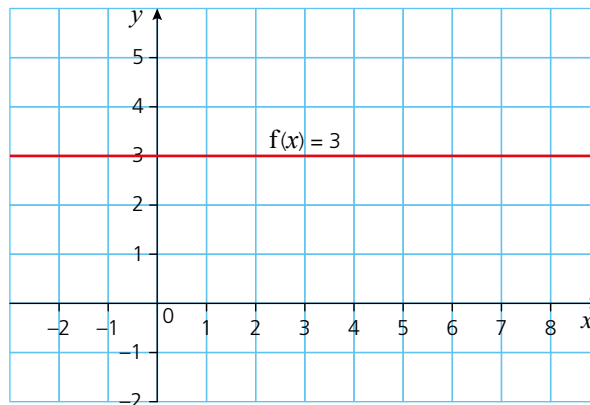
- 1 Calculate the gradient function of each of the following functions:
- |                 |                 |                 |
|-----------------|-----------------|-----------------|
| a $f(x) = x^4$  | b $f(x) = x$    | c $f(x) = 3x^2$ |
| d $f(x) = 5x^3$ | e $f(x) = 6x^3$ | f $f(x) = 8x^7$ |
- 2 Calculate the gradient function of each of the following functions:
- |                           |                           |                           |
|---------------------------|---------------------------|---------------------------|
| a $f(x) = \frac{1}{3}x^3$ | b $f(x) = \frac{1}{4}x^4$ | c $f(x) = \frac{1}{4}x^2$ |
| d $f(x) = \frac{1}{2}x^4$ | e $f(x) = \frac{2}{5}x^3$ | f $f(x) = \frac{2}{9}x^3$ |

## Differentiation

The process of finding the gradient function is known as **differentiation**. Differentiating a function produces the **derivative** or gradient function.

→ Worked examples

- a Differentiate the function  $f(x) = 3$  with respect to  $x$ .  
 The graph of  $f(x) = 3$  is a horizontal line as shown:



A horizontal line has no gradient. Therefore

$$\Rightarrow \text{for } f(x) = 3, \frac{dy}{dx} = 0$$

This can also be calculated using the rule for differentiation.

$$f(x) = 3 \text{ can be written as } f(x) = 3x^0.$$

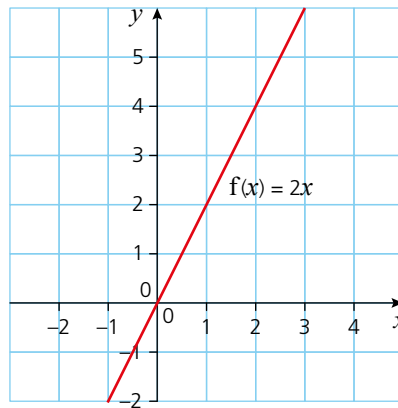
$$\begin{aligned} \text{So } \frac{dy}{dx} &= 0 \times 3x^{(0-1)} \\ &= 0 \end{aligned}$$

**The derivative of a constant is zero.**

$$\text{If } f(x) = c \Rightarrow \frac{dy}{dx} = 0$$

**b** Differentiate the function  $f(x) = 2x$  with respect to  $x$ .

The graph of  $f(x) = 2x$  is a straight line as shown:



From earlier work on linear graphs, the gradient is known to be 2. Therefore

$$\Rightarrow \text{for } f(x) = 2x, \frac{dy}{dx} = 2.$$

This too can be calculated using the rule for differentiation.

$$f(x) = 2x \text{ can be written as } f(x) = 2x^1.$$

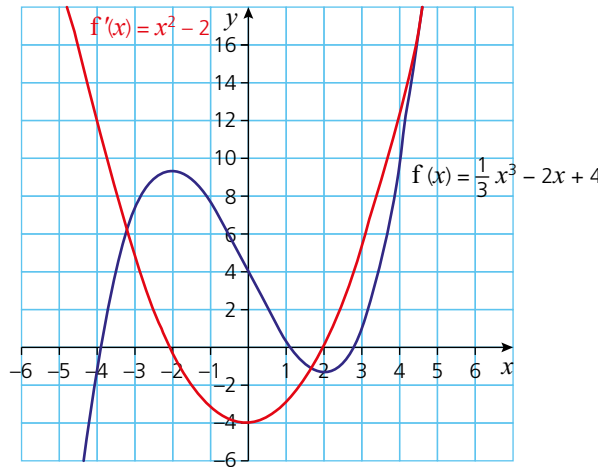
$$\begin{aligned} \text{So } \frac{dy}{dx} &= 1 \times 2x^{(1-1)} \\ &= 2x^0 \end{aligned}$$

But  $x^0 = 1$ , therefore  $\frac{dy}{dx} = 2$ .

$$\text{If } f(x) = ax \Rightarrow \frac{dy}{dx} = a.$$

- c Differentiate the function  $f(x) = \frac{1}{3}x^3 - 2x + 4$  with respect to  $x$ .

The graphs of the function and its derivative are as follows:



It can be seen that the derivative of the function  $f(x)$  is a quadratic. The equation of this quadratic is  $y = x^2 - 2$ . The derivative of  $f(x)$  is therefore  $f'(x) = x^2 - 2$ .

**In general, the derivative of a function with several terms can be found by differentiating each of the terms individually.**

- d Differentiate the function  $f(x) = \frac{2x^3 + x^2}{x}$  with respect to  $x$ .

A common error here is to differentiate each of the terms individually.

The derivative of  $\frac{2x^3 + x^2}{x}$  is NOT  $\frac{6x^2 + 2x}{1}$ .

$\frac{2x^3 + x^2}{x}$  can be written as  $\frac{2x^3}{x} + \frac{x^2}{x}$  and simplified to  $2x^2 + x$ .

$$\begin{aligned} \text{Therefore } f(x) &= \frac{2x^3 + x^2}{x} \\ &= 2x^2 + x \\ \Rightarrow \frac{dy}{dx} &= 4x + 1 \end{aligned}$$

**In general, rewrite functions as sums of terms in powers of  $x$  before differentiating.**

Exercise 19.4

- 1 Differentiate each expression with respect to  $x$ .

- |                    |                    |                    |
|--------------------|--------------------|--------------------|
| a $5x^3$           | b $7x^2$           | c $4x^6$           |
| d $\frac{1}{4}x^2$ | e $\frac{2}{3}x^6$ | f $\frac{3}{4}x^5$ |
| g 5                | h $6x$             | i $\frac{1}{8}$    |

2 Differentiate each expression with respect to  $x$ .

a  $3x^2 + 4x$

b  $5x^3 - 2x^2$

c  $10x^3 - \frac{1}{2}x^2$

d  $6x^3 - 3x^2 + x$

e  $12x^4 - 2x^2 + 5$

f  $\frac{1}{3}x^3 - \frac{1}{2}x^2 + x - 4$

g  $-3x^4 + 4x^2 - 1$

h  $-6x^5 + 3x^4 - x + 1$

i  $-\frac{3}{4}x^6 + \frac{2}{3}x^3 - 8$

3 Differentiate each expression with respect to  $x$ .

a  $\frac{x^3 + x^2}{x}$

b  $\frac{4x^3 - x^2}{x^2}$

c  $\frac{6x^3 + 2x^2}{2x}$

d  $\frac{x^3 + 2x^2}{4x}$

e  $3x(x + 1)$

f  $2x^2(x - 2)$

g  $(x + 5)^2$

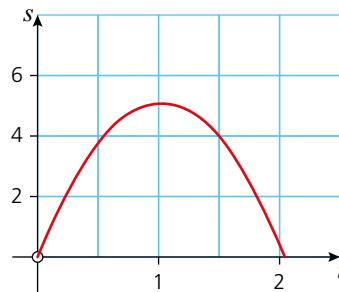
h  $(2x - 1)(x + 4)$

i  $(x^2 + x)(x - 3)$

So far we have only used the variables  $x$  and  $y$  when finding the gradient function. This does not always need to be the case. Sometimes, as demonstrated below, it is more convenient or appropriate to use other variables.

If a stone is thrown vertically upwards from the ground with a speed of 10 m/s, its distance  $s$  from its point of release is given by the formula  $s = 10t - 4.9t^2$ , where  $t$  is the time in seconds after the stone's release.

A graph plotted to show distance against time is shown below.



The velocity ( $v$ ) of the stone at any point can be found by calculating the rate of change of distance with respect to time, i.e.  $\frac{ds}{dt}$ .

Therefore if  $s = 10t - 4.9t^2$

$$\begin{aligned} v &= \frac{ds}{dt} \\ &= 10 - 9.8t \end{aligned}$$

### → Worked example

Calculate  $\frac{ds}{dt}$  for the function  $s = 6t^2 - 4t + 1$ .

$$\frac{ds}{dt} = 12t - 4$$

Exercise 19.5

- 1 Differentiate each of the following with respect to  $t$ .
  - a  $y = 3t^2 + t$
  - b  $v = 2t^3 - t^2$
  - c  $m = 5t^3 - t^2$
- 2 Calculate the derivative of each of the following functions.
  - a  $y = x(x + 4)$
  - b  $r = t(1 - t)$
  - c  $v = t\left(\frac{1}{t} + t^2\right)$
  - d  $p = r^2\left(\frac{2}{r} - 3\right)$
- 3 Differentiate each of the following with respect to  $t$ .
  - a  $y = (t + 1)(t - 1)$
  - b  $r = (t - 1)(2t + 2)$
  - c  $v = \left(\frac{2t^2}{3} + 1\right)(t - 1)$

### Calculating the second derivative

In the previous section we considered the position of a stone thrown vertically upwards. Its velocity ( $v$ ) at any point was found by differentiating the equation for the distance ( $s$ ) with respect to  $t$ , i.e.

$$v = \frac{ds}{dt}.$$

In this section, we extend this to consider acceleration ( $a$ ) which is the rate of change of velocity with time, i.e.  $a = \frac{dv}{dt}$ .

Therefore as  $s = 10t - 4.9t^2$

$$\begin{aligned} v &= \frac{ds}{dt} \\ &= 10 - 9.8t \end{aligned}$$

$$\begin{aligned} a &= \frac{dv}{dt} \\ &= -9.8 \end{aligned}$$

acceleration due to gravity

You will have noticed that the equation for the distance was differentiated twice to get the acceleration, i.e. the second derivative was obtained. Calculating the second derivative is a useful operation as will be seen later.

The notation used for the second derivative follows on from that used for the first derivative.

$$\begin{aligned} f(x) &= ax^n & y &= ax^n \\ \Rightarrow f'(x) &= anx^{n-1} & \text{or} & \frac{dy}{dx} = anx^{n-1} \\ \Rightarrow f''(x) &= an(n-1)x^{n-2} & & \frac{d^2y}{dx^2} = an(n-1)x^{n-2} \end{aligned}$$

Therefore either  $f''(x)$  or  $\frac{d^2y}{dx^2}$  are the most common forms of notation used for the second derivative, when differentiating with respect to  $x$ .

## → Worked examples

a Find  $\frac{d^2y}{dx^2}$  when  $y = x^3 - 2x^2$ .

$$\frac{dy}{dx} = 3x^2 - 4x$$

$$\frac{d^2y}{dx^2} = 6x - 4$$

b Work out  $\frac{d^2s}{dt^2}$  for  $s = 3t + \frac{1}{2}t^2$ .

$$\frac{ds}{dt} = 3 + t$$

$$\frac{d^2s}{dt^2} = 1$$

### Exercise 19.6

1 Find  $\frac{d^2y}{dx^2}$  for each of the following.

a  $y = 2x^3$

b  $y = x^4 - \frac{1}{2}x^2$

c  $y = \frac{1}{3}x^6$

d  $y = 3x^2 - 2$

e  $y = \frac{x^2}{4}$

f  $y = 3x$

2 Find the second derivative of each function.

a  $v = x^2(x - 3)$

b  $P = \frac{1}{2}x^2(x^2 + x)$

c  $t = x^{-1}(x + x^3)$

d  $y = (x^2 + 1)(x^3 - x)$

## Gradient of a curve at a point

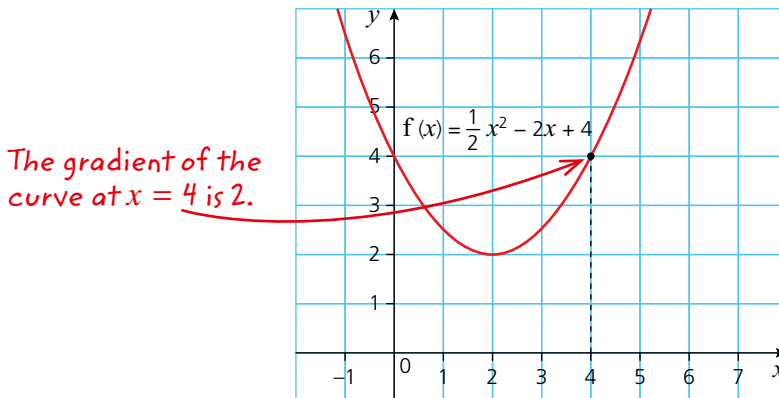
You have seen that differentiating the equation of a curve gives the general equation for the gradient of any point on the curve. You can use this general equation to calculate the gradient at a specific point on the curve.

For the function  $f(x) = \frac{1}{2}x^2 - 2x + 4$ , the gradient function  $f'(x) = x - 2$ .

The gradient at any point on the curve can be calculated using this.

$$\begin{aligned} \text{For example, when } x = 4, \quad f'(4) &= 4 - 2 \\ &= 2 \end{aligned}$$

Therefore, the gradient of the curve  $f(x) = \frac{1}{2}x^2 - 2x + 4$  is 2 when  $x = 4$ , as shown below.



→ **Worked example**

Calculate the gradient of the curve  $f(x) = x^3 + x - 6$  when  $x = -1$ .

The gradient function  $f'(x) = 3x^2 + 1$ .

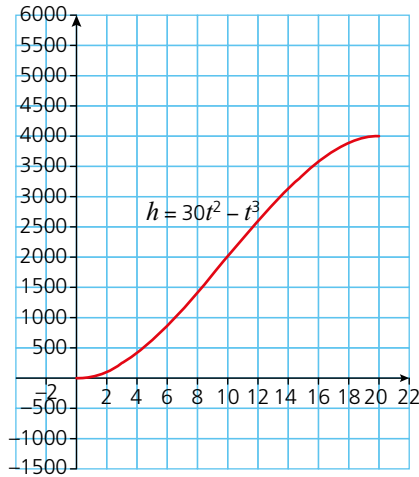
So when  $x = -1$ ,  $f'(-1) = 3(-1)^2 + 1$   
 $= 4$

Therefore the gradient is 4.

*Exercise 19.7*

- 1 Find the gradient of each function at the given value of  $x$ .
  - a  $f(x) = x^2; x = 3$
  - b  $f(x) = \frac{1}{2}x^2 - 2; x = -3$
  - c  $f(x) = 3x^3 - 4x^2 - 2; x = 0$
  - d  $f(x) = -x^2 + 2x - 1; x = 1$
  - e  $f(x) = -\frac{1}{2}x^3 + x - 3; x = -1, x = 2$
  - f  $f(x) = 6x; x = 5$
  
- 2 The number of newly infected people,  $N$ , on day  $t$  of a stomach bug outbreak is given by  $N = 5t^2 - \frac{1}{2}t^3$ .
  - a Calculate the number of new infections  $N$  when:
    - i  $t = 1$
    - ii  $t = 3$
    - iii  $t = 6$
    - iv  $t = 10$ .
  - b Calculate the rate of new infections with respect to  $t$ , i.e. calculate  $\frac{dN}{dt}$ .
  - c Calculate the rate of new infections at the following times:
    - i  $t = 1$
    - ii  $t = 3$
    - iii  $t = 6$
    - iv  $t = 10$ .
  - d Plot a graph of the equation  $N = 5t^2 - \frac{1}{2}t^3$  for the values of  $t$  in the range  $0 \leq t \leq 10$ .
  - e Explain your answers to part **a**, using your graph to support your explanation.
  - f Explain your answers to part **c**, using your graph to support your explanation.
  
- 4 A weather balloon is released from the ground. Its height in metres,  $h$ , after time in hours  $t$ , is given by the formula:
 
$$h = 30t^2 - t^3 \text{ when } t \leq 20.$$
  - a Calculate the height of the balloon when:
    - i  $t = 3$
    - ii  $t = 10$ .
  - b Calculate the rate at which the balloon is climbing with respect to time  $t$ .
  - c Calculate the rate of ascent when:
    - i  $t = 2$
    - ii  $t = 5$
    - iii  $t = 20$ .

- d The graph of  $h$  against  $t$  is shown below.



- Referring to your graph, explain your answers to part c:  
 e Estimate from your graph the time when the balloon was climbing at its fastest rate. Explain your answer.

## Calculating the value of $x$ when the gradient is given

So far you have calculated the gradient of a curve for a given value of  $x$ . It is also possible to work backwards and calculate the value of  $x$  when the gradient of a point is given.

Consider the function  $f(x) = x^2 - 2x + 1$ .

It is known that the gradient at a particular point on the curve is 4, but the  $x$ -coordinate of that point is not known.

The gradient function of the curve is  $f'(x) = 2x - 2$ .

Since the gradient at this particular point is 4, you can form an equation:

$$f'(x) = 4$$

$$\text{So } 2x - 2 = 4$$

$$\Rightarrow 2x = 6$$

$$\Rightarrow x = 3$$

Therefore  $x = 3$  when the gradient of the curve is 4.

→ Worked example

The function  $f(x) = x^3 - x^2 - 5$  has a gradient of 8 at a point P on the curve.

Calculate the possible coordinates of point P.

The gradient function  $f'(x) = 3x^2 - 2x$

At P,  $3x^2 - 2x = 8$

This can be rearranged into the quadratic  $3x^2 - 2x - 8 = 0$  and solved algebraically.

This requires the algebraic solution of the quadratic equation  $3x^2 - 2x - 8 = 0$ .

Factorising gives  $(3x + 4)(x - 2) = 0$

Therefore  $(3x + 4) = 0 \Rightarrow x = -\frac{4}{3}$  or  $(x - 2) = 0 \Rightarrow x = 2$

The values of  $f(x)$  can be calculated by substituting the  $x$ -values in to the equation as shown:

$$f\left(-\frac{4}{3}\right) = \left(-\frac{4}{3}\right)^3 - \left(-\frac{4}{3}\right)^2 - 5 = -9\frac{4}{27}$$

$$f(2) = 2^3 - 2^2 - 5 = -1$$

Therefore the possible coordinates of P are  $\left(-1\frac{1}{3}, -9\frac{4}{27}\right)$  and  $(2, -1)$

Exercise 19.8

1 Find the coordinate of the point P on each of the following curves, at the given gradient.

a  $f(x) = x^2 - 3$ , gradient = 6

b  $f(x) = 3x^2 + 1$ , gradient = 15

c  $f(x) = 2x^2 - x + 4$ , gradient = 7

d  $f(x) = \frac{1}{2}x^2 - 3x - 1$ , gradient = -3

e  $f(x) = \frac{1}{3}x^2 + 4x$ , gradient = 6

f  $f(x) = -\frac{1}{5}x^2 + 2x + 1$ , gradient = 4

2 Find the coordinate(s) of the point(s) on each of the following curves, at the given gradient.

a  $f(x) = \frac{1}{3}x^3 + \frac{1}{2}x^2 + 4x$ , gradient = 6

b  $f(x) = \frac{1}{3}x^3 + 2x^2 + 6x$ , gradient = 3

c  $f(x) = \frac{1}{3}x^3 - 2x^2$ , gradient = -4

d  $f(x) = x^3 - x^2 + 4x$ , gradient = 5

3 A stone is thrown vertically downwards off a tall cliff. The distance ( $s$ ) it travels in metres is given by the formula  $s = 4t + 5t^2$ , where  $t$  is the time in seconds after the stone's release.

a What is the rate of change of distance with time,  $\frac{ds}{dt}$ ? (This represents the velocity.)

b How many seconds after its release is the stone travelling at a velocity of 9 m/s?

c The speed of the stone as it hits the ground is 34 m/s. How many seconds after its release did the stone hit the ground?

d Using your answer to part c, calculate the distance the stone falls and hence the height of the cliff.

- 4 The temperature inside a pressure cooker ( $T$ ) in degrees Celsius is given by the formula

$$T = 20 + 12t^2 - t^3$$

where  $t$  is the time in minutes after the cooking started and  $t \leq 8$ .

- Calculate the initial (starting) temperature of the pressure cooker.
- What is the rate of temperature increase with time?
- What is the rate of temperature increase when:
  - $t = 1$
  - $t = 4$
  - $t = 8$ .
- The pressure cooker was switched off when  $\frac{dT}{dt} = 36$ .

How long after the start could the pressure cooker have been switched off? Give both possible answers.

- What was the final temperature of the pressure cooker if it was switched off at the greater of the two times calculated in part d.

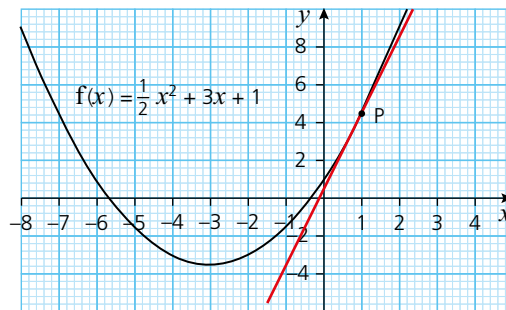
## Equation of the tangent at a given point

You already know that the gradient of a tangent drawn at a point on a curve is equal to the gradient of the curve at that point.

### → Worked example

Find the equation of the tangent of  $f(x) = \frac{1}{2}x^2 + 3x + 1$  at a point P, where  $x = 1$

The function  $f(x) = \frac{1}{2}x^2 + 3x + 1$  has a gradient function of  $f'(x) = x + 3$



At point P, where  $x = 1$ , the gradient of the curve is 4.

The tangent drawn to the curve at P also has a gradient of 4.

The equation of the tangent can also be calculated. As it is a straight line, it must take the form  $y = mx + c$ . The gradient  $m$  is 4 as shown above.

Therefore  $y = 4x + c$ .

As the tangent passes through the point  $P(1, 4\frac{1}{2})$ , these values can be substituted for  $x$  and  $y$  so that  $c$  can be calculated.

$$4\frac{1}{2} = 4 + c$$

$$\Rightarrow c = \frac{1}{2}$$

The equation of the tangent is therefore  $y = 4x + \frac{1}{2}$ .

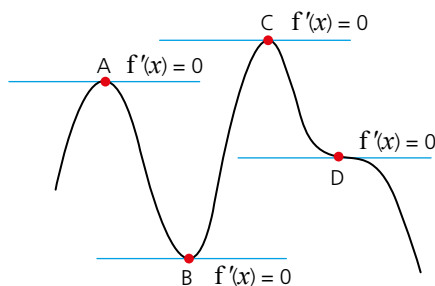
## Exercise 19.9

- For the function  $f(x) = x^2 - 3x + 1$ 
  - Calculate the gradient function.
  - Calculate the gradient of the curve at the point A(2, 1).  
A tangent is drawn to the curve at A.
  - What is the gradient of the tangent?
  - Calculate the equation of the tangent. Give your answer in the form  $y = mx + c$ .
- For the function  $f(x) = 2x^2 - 4x - 2$ 
  - Calculate the gradient of the curve at  $x = 2$ .  
A tangent is drawn to the curve at the point (2, -2).
  - Calculate the equation of the tangent. Give your answer in the form  $y = mx + c$ .
- A tangent is drawn to the curve  $f(x) = \frac{1}{2}x^2 - 4x - 2$  at the point P(0, -2).
  - Calculate the gradient of the tangent at P.
  - Calculate the equation of the tangent. Give your answer in the form  $y = mx + c$ .
- A tangent,  $T_1$ , is drawn to the curve  $f(x) = -x^2 + 4x + 1$  at point A(4, 1).
  - Calculate the gradient of the tangent at A.
  - Calculate the equation of the tangent. Give your answer in the form  $y = mx + c$ .
  - Another tangent to the curve,  $T_2$ , is drawn at point B(2, 5). Calculate the equation of  $T_2$ .
- A tangent,  $T_1$ , is drawn to the curve  $f(x) = -\frac{1}{4}x^2 - 3x + 1$  at point P(-2, 6).
  - Calculate the equation of  $T_1$ .  
Another tangent to the curve,  $T_2$ , with equation  $y = 10$ , is drawn at point Q.
  - Calculate the coordinates of point Q.
  - $T_1$  and  $T_2$  are extended so that they intersect. Calculate the coordinates of their point of intersection.
- The equation of a tangent T, drawn to the curve  $f(x) = -\frac{1}{2}x^2 - x - 4$  at P, has equation  $y = -3x - 2$ .
  - Calculate the gradient function of the curve.
  - What is the gradient of the tangent T?
  - What are the coordinates of point P?

## Stationary points

There are times when the gradient of a point on a curve is zero, i.e. the tangent drawn at that point is horizontal. A point where the gradient of the curve is zero is known as a **stationary point**.

There are different types of stationary point.



Points A and C are **local maxima**, point B is a **local minima** and point D is a **point of inflexion**. This text covers local maximum and minimum points only.

As the worked example shows, it is not necessary to sketch a graph in order to find the position of any stationary points or to identify what type of stationary points they are.

### → Worked example

- a A graph has equation  $y = \frac{1}{3}x^3 - 4x + 5$ . Find the coordinates of the stationary points on the graph.

$$\text{If } y = \frac{1}{3}x^3 - 4x + 5, \frac{dy}{dx} = x^2 - 4.$$

At a stationary point  $\frac{dy}{dx} = 0$ , so solve  $x^2 - 4 = 0$  to find

$$x^2 - 4 = 0$$

$$x^2 = 4$$

$$x = \pm 2$$

the  $x$ -coordinate of any stationary point.

Substitute  $x = 2$  and  $x = -2$  into the equation of the curve to find the corresponding  $y$ -coordinates.

$$\text{When } x = 2, \quad y = \frac{1}{3}(2)^3 - 4(2) + 5 = -\frac{1}{3}.$$

$$\text{When } x = -2, \quad y = \frac{1}{3}(-2)^3 - 4(-2) + 5 = 10\frac{1}{3}.$$

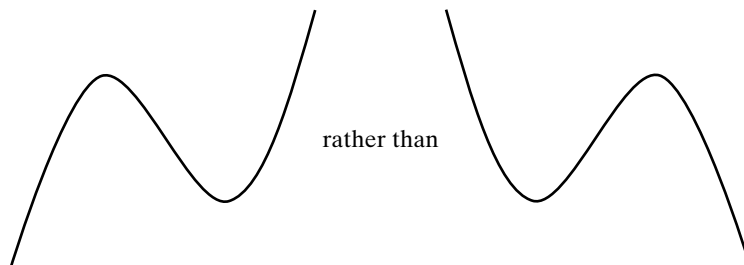
The coordinates of the stationary points are  $(2, -\frac{1}{3})$  and  $(-2, 10\frac{1}{3})$ .

- b Determine the nature of each of the stationary points.

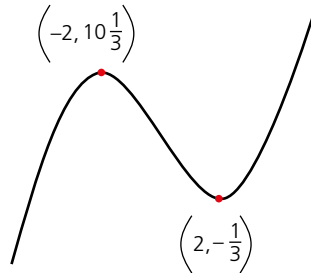
There are several methods that can be used to establish the type of stationary point.

#### Graphical deduction

As the curve is cubic and the coefficient of the  $x^3$  term is positive, the shape of the curve is of the form



Therefore it can be deduced that the positions of the stationary points are:



Hence  $(-2, 10\frac{1}{3})$  is a maximum point and  $(2, -\frac{1}{3})$  a minimum point.

**Gradient inspection**

The gradient of the curve either side of a stationary point can be calculated. At the stationary point where  $x = 2$ , consider the gradient at  $x = 1$  and at  $x = 3$ .

$$\frac{dy}{dx} = x^2 - 4, \quad \text{so when } x = 1, \frac{dy}{dx} = -3$$

$$\text{and when } x = 3, \frac{dy}{dx} = 5$$

As  $x$  increases, the gradient changes from negative to positive, therefore the stationary point must be a minimum.

At the stationary point where  $x = -2$ , consider the gradient at  $x = -3$  and at  $x = -1$ .

$$\frac{dy}{dx} = x^2 - 4, \quad \text{so when } x = -3, \frac{dy}{dx} = 5$$

$$\text{and when } x = -1, \frac{dy}{dx} = -3$$

As  $x$  increases, the gradient changes from positive to negative, therefore the stationary point must be a maximum.

**The second derivative**

The second derivative,  $\frac{d^2y}{dx^2}$ , is usually the most efficient way of determining whether a stationary point is a maximum or minimum.

The proof is beyond the scope of this book. However, the general rule is that:

$$\frac{d^2y}{dx^2} < 0 \Rightarrow \text{a maximum point}$$

$$\frac{d^2y}{dx^2} > 0 \Rightarrow \text{a minimum point.}$$

In this example,  $\frac{dy}{dx} = x^2 - 4$  and  $\frac{d^2y}{dx^2} = 2x$ .

Substituting the  $x$ -values ( $-2$  and  $2$ ) of the stationary points into  $\frac{d^2y}{dx^2}$  gives:

$$\frac{d^2y}{dx^2} = 2(-2) = -4 \text{ (a maximum point)}$$

$$\text{and } \frac{d^2y}{dx^2} = 2(2) = 4 \text{ (a minimum point).}$$

Note: When  $\frac{d^2y}{dx^2} = 0$ , the stationary point could either be a maximum or a minimum point, so another method should be used.

## Exercise 19.10

- 1 For each function, calculate:
- the gradient function
  - the coordinates of any stationary points.
- a  $f(x) = x^2 - 6x + 13$                       b  $f(x) = x^2 + 12x + 35$   
 c  $f(x) = -x^2 + 8x - 13$                     d  $f(x) = -6x + 7$
- 2 For each function, calculate:
- the gradient function
  - the coordinates of any stationary points.
- a  $f(x) = x^3 - 12x^2 + 48x - 58$             b  $f(x) = x^3 - 12x$   
 c  $f(x) = x^3 - 3x^2 - 45x + 8$             d  $f(x) = \frac{1}{3}x^3 + \frac{3}{2}x^2 - 4x - 5$

For questions 3–6:

- Calculate the gradient function.
  - Calculate the coordinates of any stationary points.
  - Determine the nature of each stationary point.
  - Calculate the value of the  $y$ -intercept.
  - Sketch the graph of the function.
- 3  $f(x) = 1 - 4x - x^2$   
 4  $f(x) = \frac{1}{3}x^3 - 4x^2 + 12x - 3$   
 5  $f(x) = -\frac{2}{3}x^3 + 3x^2 - 4x$   
 6  $f(x) = x^3 - \frac{9}{2}x^2 - 30x + 4$

## Student assessment 1

- 1 Find the gradient function of the following:
- $y = x^3$     b  $y = 2x^2 - x$
  - $y = -\frac{1}{2}x^2 + 2x$                                 d  $y = \frac{2}{3}x^3 + 4x^2 - x$
- 2 Differentiate the following functions with respect to  $x$ .
- $f(x) = x(x+2)$                                       b  $f(x) = (x+2)(x-3)$
  - $f(x) = \frac{x^3 - x}{x}$                                         d  $f(x) = \frac{x^3 + 2x^2}{2x}$
- 3 Find the second derivative of the following functions:
- $y = x^4 - 3x^2$                                       b  $s = 2t^5 - t^3$
- 4 Find the gradient of the following curves at the given values of  $x$ .
- $f(x) = \frac{1}{2}x^2 + x; x = 1$                         b  $f(x) = -x^3 + 2x^2 + x; x = 0$
  - $f(x) = (x-3)(x+8); x = \frac{1}{4}$

- 5** A stone is dropped from the top of a cliff. The distance ( $s$ ) it falls is given by the equation  $s = 5t^2$ , where  $s$  is the distance in metres and  $t$  the time in seconds.
- Calculate the velocity  $v$ , by differentiating the distance  $s$  with respect to time  $t$ .
  - Calculate the stone's velocity after 3 seconds.
  - The stone hits the ground travelling at  $42 \text{ m s}^{-1}$ , calculate:
    - how long it took for the stone to hit the ground
    - the height of the cliff.

## ? Student assessment 2

- The function  $f(x) = x^3 + x^2 - 1$  has a gradient of zero at points P and Q, where the  $x$  coordinate of P is less than that of Q.
  - Calculate the gradient function  $f'(x)$ .
  - Calculate the coordinates of P.
  - Calculate the coordinates of Q.
  - Determine which of the points P or Q is a maximum. Explain your method clearly.
- Explain why the point A(1, 1) lies on the curve  $y = x^3 - x^2 + x$
  - Calculate the gradient of the curve at A.
  - Calculate the equation of the tangent to the curve at A.
  - Calculate the equation of the normal to the curve at A.
- For the function  $f(x) = (x - 2)^2 + 3$ 
  - Calculate  $f'(x)$ .
  - Determine the coordinates of the stationary point.
- For the function  $f(x) = x^4 - 2x^2$ 
  - Calculate  $f'(x)$ .
  - Determine the coordinates of any stationary points.
  - Determine the nature of any stationary point.
  - Find where the graph intersects or touches:
    - the  $y$ -axis
    - the  $x$ -axis
  - Sketch the graph of  $f(x)$ .

# Functions

An expression such as  $4x - 9$ , in which the variable is  $x$ , is called 'a function of  $x$ '. Its numerical value depends on the value of  $x$ . We sometimes write  $f(x) = 4x - 9$ , or  $f: x \mapsto 4x - 9$ .

## → Worked examples

**a** For the function  $f(x) = 3x - 5$ , evaluate:

**i**  $f(2)$

$$\begin{aligned} f(2) &= 3 \times 2 - 5 \\ &= 6 - 5 \\ &= 1 \end{aligned}$$

**ii**  $f(0)$

$$\begin{aligned} f(0) &= 3 \times 0 - 5 \\ &= 0 - 5 \\ &= -5 \end{aligned}$$

**iii**  $f(-2)$

$$\begin{aligned} f(-2) &= 3 \times (-2) - 5 \\ &= -6 - 5 \\ &= -11 \end{aligned}$$

**b** For the function  $f: x \mapsto \frac{2x+6}{3}$ , evaluate:

**i**  $f(3)$

$$\begin{aligned} f(3) &= \frac{2 \times 3 + 6}{3} \\ &= \frac{6 + 6}{3} \\ &= 4 \end{aligned}$$

**ii**  $f(1.5)$

$$\begin{aligned} f(1.5) &= \frac{2 \times 1.5 + 6}{3} \\ &= \frac{3 + 6}{3} \\ &= 3 \end{aligned}$$

**iii**  $f(-1)$

$$\begin{aligned} f(-1) &= \frac{2 \times (-1) + 6}{3} \\ &= \frac{-2 + 6}{3} \\ &= \frac{4}{3} \end{aligned}$$

**c** For the function  $f(x) = x^2 + 4$ , evaluate:

**i**  $f(2)$

$$\begin{aligned} f(2) &= 2^2 + 4 \\ &= 4 + 4 \\ &= 8 \end{aligned}$$

**ii**  $f(6)$

$$\begin{aligned} f(6) &= 6^2 + 4 \\ &= 36 + 4 \\ &= 40 \end{aligned}$$

**iii**  $f(-1)$

$$\begin{aligned} f(-1) &= -1^2 + 4 \\ &= 1 + 4 \\ &= 5 \end{aligned}$$

Exercise 20.1

- 1 If  $f(x) = 2x + 2$ , calculate:  
**a**  $f(2)$                       **b**  $f(4)$                       **c**  $f(0.5)$                       **d**  $f(1.5)$   
**e**  $f(0)$                       **f**  $f(-2)$                       **g**  $f(-6)$                       **h**  $f(-0.5)$
- 2 If  $f(x) = 4x - 6$ , calculate:  
**a**  $f(4)$                       **b**  $f(7)$                       **c**  $f(3.5)$                       **d**  $f(0.5)$   
**e**  $f(0.25)$                       **f**  $f(-3)$                       **g**  $f(-4.25)$                       **h**  $f(0)$
- 3 If  $g(x) = -5x + 2$ , calculate:  
**a**  $g(0)$                       **b**  $g(6)$                       **c**  $g(4.5)$                       **d**  $g(3.2)$   
**e**  $g(0.1)$                       **f**  $g(-2)$                       **g**  $g(-6.5)$                       **h**  $g(-2.3)$
- 4 If  $h(x) = -3x - 7$ , calculate:  
**a**  $h(4)$                       **b**  $h(6.5)$                       **c**  $h(0)$                       **d**  $h(0.4)$   
**e**  $h(-9)$                       **f**  $h(-5)$                       **g**  $h(-2)$                       **h**  $h(-3.5)$

Exercise 20.2

- 1 If  $f(x) = \frac{3x+2}{4}$ , calculate:  
**a**  $f(2)$                       **b**  $f(8)$                       **c**  $f(2.5)$                       **d**  $f(0)$   
**e**  $f(-0.5)$                       **f**  $f(-6)$                       **g**  $f(-4)$                       **h**  $f(-1.6)$
- 2 If  $g(x) = \frac{5x-3}{3}$ , calculate:  
**a**  $g(3)$                       **b**  $g(6)$                       **c**  $g(0)$                       **d**  $g(-3)$   
**e**  $g(-1.5)$                       **f**  $g(-9)$                       **g**  $g(-0.2)$                       **h**  $g(-0.1)$
- 3 If  $h: x \mapsto \frac{-6x+8}{4}$ , calculate:  
**a**  $h(1)$                       **b**  $h(0)$                       **c**  $h(4)$                       **d**  $h(1.5)$   
**e**  $h(-2)$                       **f**  $h(-0.5)$                       **g**  $h(-22)$                       **h**  $h(-1.5)$
- 4 If  $f(x) = \frac{-5x-7}{-8}$ , calculate:  
**a**  $f(5)$                       **b**  $f(1)$                       **c**  $f(3)$                       **d**  $f(-1)$   
**e**  $f(-7)$                       **f**  $f(-\frac{3}{5})$                       **g**  $f(-0.8)$                       **h**  $f(0)$

Exercise 20.3

- 1 If  $f(x) = x^2 + 3$ , calculate:  
**a**  $f(4)$                       **b**  $f(7)$                       **c**  $f(1)$                       **d**  $f(0)$   
**e**  $f(-1)$                       **f**  $f(0.5)$                       **g**  $f(-3)$                       **h**  $f(\sqrt{2})$
- 2 If  $f(x) = 3x^2 - 5$ , calculate:  
**a**  $f(5)$                       **b**  $f(8)$                       **c**  $f(1)$                       **d**  $f(0)$   
**e**  $f(-2)$                       **f**  $f(\sqrt{3})$                       **g**  $f(-\frac{1}{2})$                       **h**  $f(-\frac{1}{3})$
- 3 If  $g(x) = -2x^2 + 4$ , calculate:  
**a**  $g(3)$                       **b**  $g(\frac{1}{2})$                       **c**  $g(0)$                       **d**  $g(1.5)$   
**e**  $g(-4)$                       **f**  $g(-1)$                       **g**  $g(\sqrt{5})$                       **h**  $g(-6)$
- 4 If  $h(x) = \frac{-5x^2+15}{-2}$ , calculate:  
**a**  $h(1)$                       **b**  $h(4)$                       **c**  $h(\sqrt{3})$                       **d**  $h(0.5)$   
**e**  $h(0)$                       **f**  $h(-3)$                       **g**  $h(\frac{1}{\sqrt{2}})$                       **h**  $h(-2.5)$

- 5 If  $f(x) = -6x(x - 4)$ , calculate:
- a  $f(0)$                       b  $f(2)$                       c  $f(4)$                       d  $f(0.5)$   
 e  $f(-\frac{1}{2})$                       f  $f(-\frac{1}{6})$                       g  $f(-2.5)$                       h  $f(\sqrt{2})$
- 6 If  $g: x \mapsto \frac{(x+2)(x-4)}{-x}$ , calculate:
- a  $g(1)$                       b  $g(4)$                       c  $g(8)$                       d  $g(0)$   
 e  $g(-2)$                       f  $g(-10)$                       g  $g(-\frac{3}{2})$                       h  $g(-8)$

### Exercise 20.4

- 1 If  $f(x) = 2x + 1$ , write the following in their simplest form:
- a  $f(x + 1)$                       b  $f(2x - 3)$                       c  $f(x^2)$   
 d  $f(\frac{x}{2})$                       e  $f(\frac{x}{4} + 1)$                       f  $f(x) - x$
- 2 If  $g(x) = 3x^2 - 4$ , write the following in their simplest form:
- a  $g(2x)$                       b  $g(\frac{x}{4})$                       c  $g(\sqrt{2x})$   
 d  $g(3x) + 4$                       e  $g(x - 1)$                       f  $g(2x + 2)$
- 3 If  $f(x) = 4x^2 + 3x - 2$ , write the following in their simplest form:
- a  $f(x) + 4$                       b  $f(2x) + 2$                       c  $f(x + 2) - 20$   
 d  $f(x - 1) + 1$                       e  $f(\frac{x}{2})$                       f  $f(3x + 2)$

## Inverse functions

The **inverse** of a function is its reverse, i.e. it ‘undoes’ the function’s effects. The inverse of the function  $f(x)$  is written as  $f^{-1}(x)$ . To find the inverse of a function:

- rewrite the function replacing  $f(x)$  with  $y$
- interchange  $x$  and  $y$
- rearrange the equation to make  $y$  the subject.

### Worked examples

- a Find the inverse of each of the following functions:

i  $f(x) = x + 2$   
 $y = x + 2$   
 $x = y + 2$   
 $y = x - 2$

So  $f^{-1}(x) = x - 2$

ii  $g(x) = 2x - 3$   
 $y = 2x - 3$   
 $x = 2y - 3$   
 $y = \frac{x+3}{2}$

So  $g^{-1}(x) = \frac{x+3}{2}$

**b** If  $f(x) = \frac{x-3}{3}$  **calculate:**

**i**  $f^{-1}(2)$  **ii**  $f^{-1}(-3)$

First calculate the **inverse function**  $f^{-1}(x)$ :

$$y = \frac{x-3}{3}$$

$$x = \frac{y-3}{3}$$

$$y = 3x + 3$$

$$\text{So } f^{-1}(x) = 3x + 3$$

**i**  $f^{-1}(2) = 3(2) + 3 = 9$

**ii**  $f^{-1}(-3) = 3(-3) + 3 = -6$

### Exercise 20.5

Find the inverse of each of the following functions:

**1 a**  $f(x) = x + 3$

**c**  $f(x) = x - 5$

**e**  $h(x) = 2x$

**2 a**  $f(x) = 4x$

**c**  $f(x) = 3x - 6$

**e**  $g(x) = \frac{3x-2}{4}$

**3 a**  $f(x) = \frac{1}{2}x + 3$

**c**  $h(x) = 4(3x - 6)$

**e**  $q(x) = -2(-3x + 2)$

**b**  $f(x) = x + 6$

**d**  $g(x) = x$

**f**  $p(x) = \frac{x}{3}$

**b**  $f(x) = 2x + 5$

**d**  $f(x) = \frac{x+4}{2}$

**f**  $g(x) = \frac{8x+7}{5}$

**b**  $g(x) = \frac{1}{4}x - 2$

**d**  $p(x) = 6(x + 3)$

**f**  $f(x) = \frac{2}{3}(4x - 5)$

### Exercise 20.6

**1** If  $f(x) = x - 4$ , evaluate:

**a**  $f^{-1}(2)$

**b**  $f^{-1}(0)$

**c**  $f^{-1}(-5)$

**2** If  $f(x) = 2x + 1$ , evaluate:

**a**  $f^{-1}(5)$

**b**  $f^{-1}(0)$

**c**  $f^{-1}(-11)$

**3** If  $g(x) = 6(x - 1)$ , evaluate:

**a**  $g^{-1}(12)$

**b**  $g^{-1}(3)$

**c**  $g^{-1}(6)$

**4** If  $g(x) = \frac{2x+4}{3}$ , evaluate:

**a**  $g^{-1}(4)$

**b**  $g^{-1}(0)$

**c**  $g^{-1}(-6)$

**5** If  $h(x) = \frac{1}{3}x - 2$ , evaluate:

**a**  $h^{-1}\left(-\frac{1}{2}\right)$

**b**  $h^{-1}(0)$

**c**  $h^{-1}(-2)$

**6** If  $f(x) = \frac{4x-2}{5}$ , evaluate:

**a**  $f^{-1}(6)$

**b**  $f^{-1}(-2)$

**c**  $f^{-1}(0)$

## Composite functions

### → Worked examples

- a If  $f(x) = x + 2$  and  $g(x) = x + 3$ , find  $fg(x)$ .

$$\begin{aligned} fg(x) &= f(x + 3) \\ &= (x + 3) + 2 \\ &= x + 5 \end{aligned}$$

- b If  $f(x) = 2x - 1$  and  $g(x) = x - 2$ , find  $fg(x)$ .

$$\begin{aligned} fg(x) &= f(x - 2) \\ &= 2(x - 2) - 1 \\ &= 2x - 4 - 1 \\ &= 2x - 5 \end{aligned}$$

- c If  $f(x) = 2x + 3$  and  $g(x) = 2x$ , evaluate  $fg(3)$ .

$$\begin{aligned} fg(x) &= f(2x) \\ &= 2(2x) + 3 \\ &= 4x + 3 \\ fg(3) &= 4 \times 3 + 3 \\ &= 15 \end{aligned}$$

### Exercise 20.7

- 1 Write a formula for  $fg(x)$  in each of the following:

a	$f(x) = x - 3$	$g(x) = x + 5$
b	$f(x) = x + 4$	$g(x) = x - 1$
c	$f(x) = x$	$g(x) = 2x$
d	$f(x) = \frac{x}{2}$	$g(x) = 2x$

- 2 Write a formula for  $pq(x)$  in each of the following:

a	$p(x) = 2x$	$q(x) = x + 4$
b	$p(x) = 3x + 1$	$q(x) = 2x$
c	$p(x) = 4x + 6$	$q(x) = 2x - 1$
d	$p(x) = -x + 4$	$q(x) = x + 2$

- 3 Write a formula for  $jk(x)$  in each of the following:

a	$j(x) = \frac{x-2}{4}$	$k(x) = 4x$
b	$j(x) = 3x + 2$	$k(x) = \frac{x-3}{2}$
c	$j(x) = \frac{2x+5}{3}$	$k(x) = \frac{1}{2}x + 1$
d	$j(x) = \frac{1}{4}(x - 3)$	$k(x) = \frac{8x+2}{5}$

- 4 Evaluate  $fg(2)$  in each of the following:

a	$f(x) = x - 4$	$g(x) = x + 3$
b	$f(x) = 2x$	$g(x) = -x + 6$
c	$f(x) = 3x$	$g(x) = 6x + 1$
d	$f(x) = \frac{x}{2}$	$g(x) = -2x$

## Exercise 20.7 (cont)

5 Evaluate  $gh(-4)$  in each of the following:

a  $g(x) = 3x + 2$       $h(x) = -4x$

b  $g(x) = \frac{1}{2}(3x - 1)$       $h(x) = \frac{2x}{5}$

c  $g(x) = 4(-x + 2)$       $h(x) = \frac{2x+6}{4}$

d  $g(x) = \frac{4x+4}{5}$       $h(x) = -\frac{1}{3}(-x + 5)$

## ? Student assessment 1

1 For the function  $f(x) = 5x - 1$ , evaluate:

a  $f(2)$      b  $f(0)$      c  $f(-3)$

2 For the function  $g: x \mapsto \frac{3x-2}{2}$ , evaluate:

a  $g(4)$      b  $g(0)$      c  $g(-3)$

3 For the function  $f(x) = \frac{(x+3)(x-4)}{2}$ , evaluate:

a  $f(0)$      b  $f(-3)$      c  $f(-6)$

4 Find the inverse of each of the following functions:

a  $f(x) = -x + 4$      b  $g(x) = \frac{3(x-6)}{2}$

5 If  $h(x) = \frac{3}{2}(-x + 3)$ , evaluate:

a  $h^{-1}(-3)$      b  $h^{-1}\left(\frac{3}{2}\right)$

6 If  $f(x) = 4x + 2$  and  $g(x) = -x + 3$ , find  $fg(x)$ .

## ? Student assessment 2

1 For the function  $f(x) = 3x + 1$ , evaluate:

a  $f(4)$      b  $f(-1)$      c  $f(0)$

2 For the function  $g: x \mapsto \frac{-x-2}{3}$ , evaluate:

a  $g(4)$      b  $g(-5)$      c  $g(1)$

3 For the function  $f(x) = x^2 - 3x$ , evaluate:

a  $f(1)$      b  $f(3)$      c  $f(-3)$

4 Find the inverse of the following functions:

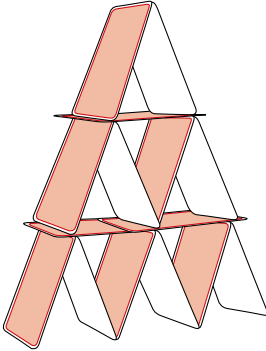
a  $f(x) = -3x + 9$      b  $g(x) = \frac{(x-2)}{4}$

5 If  $h(x) = -5(-2x + 4)$ , evaluate:

a  $h^{-1}(-10)$      b  $h^{-1}(0)$

6 If  $f(x) = 8x + 2$  and  $g(x) = 4x - 1$ , find  $fg(x)$ .

# Mathematical investigations and ICT




## House of cards

The drawing shows a house of cards 3 layers high. Fifteen cards are needed to construct it.

- 1 How many cards are needed to construct a house 10 layers high?
- 2 The world record is for a house 75 layers high. How many cards are needed to construct this house of cards?
- 3 Show that the general formula for a house  $n$  layers high requiring  $c$  cards is:

$$c = \frac{1}{2}n(3n + 1)$$




## Chequered boards

A chessboard is an  $8 \times 8$  square grid consisting of alternating black and white squares as shown:

There are 64 unit squares of which 32 are black and 32 are white.


Consider boards of different sizes. The examples below show rectangular boards, each consisting of alternating black and white unit squares.



Total number of unit squares is 30.

Number of black squares is 15.

Number of white squares is 15.



Total number of unit squares is 21.

Number of black squares is 10.

Number of white squares is 11.

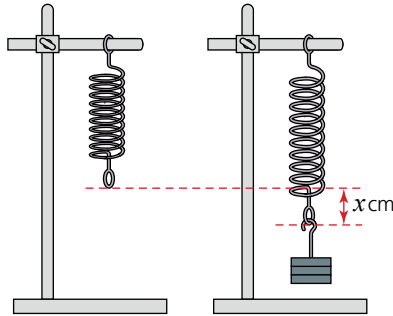
- 1 Investigate the number of black and white unit squares on different rectangular boards.

Note: For consistency you may find it helpful to always keep the bottom right-hand square the same colour.

- 2 What are the numbers of black and white squares on a board  $m \times n$  units?

## Modelling: Stretching a spring

A spring is attached to a clamp stand as shown below.



Different weights are attached to the end of the spring. The mass ( $m$ ) in grams is noted as is the amount by which the spring stretches ( $x$ ) in centimetres as shown overleaf.

The data collected is shown in the table below:

<b>Mass (g)</b>	50	100	150	200	250	300	350	400	450	500
<b>Extension (cm)</b>	3.1	6.3	9.5	12.8	15.4	18.9	21.7	25.0	28.2	31.2

- 1 Plot a graph of mass against extension.
- 2 Describe the approximate relationship between the mass and the extension.
- 3 Draw a line of best fit through the data.
- 4 Calculate the equation of the line of best fit.
- 5 Use your equation to predict what the length of the spring would be for a mass of 275 g.
- 6 Explain why it is unlikely that the equation would be useful to find the extension if a mass of 5 kg was added to the spring.

### ICT activity 1

For each question, use a graphing package to plot the inequalities on the same pair of axes. Leave unshaded the region which satisfies all of them simultaneously.

- 1  $y \leq x$        $y > 0$        $x \leq 3$
- 2  $x + y > 3$      $y \leq 4$        $y - x > 2$
- 3  $2y + x \leq 5$     $y - 3x - 6 < 0$     $2y - x > 3$

### ICT activity 2

You have seen that it is possible to solve some exponential equations by applying the laws of indices.

Use a graphics calculator and appropriate graphs to solve the following exponential equations:

- 1  $4^x = 40$
- 2  $3^x = 17$
- 3  $5^{x-1} = 6$
- 4  $3^{-x} = 0.5$

*This page intentionally left blank*

# TOPIC 3

---

## Coordinate geometry

---

### Contents

Chapter 21 Straight-line graphs (E3.1, E3.2, E3.3, E3.4, E3.5, E3.6)



## Syllabus

### E3.1

Demonstrate familiarity with Cartesian coordinates in two dimensions.

### E3.2

Find the gradient of a straight line.

Calculate the gradient of a straight line from the coordinates of two points on it.

### E3.3

Calculate the length and the coordinates of the midpoint of a straight line from the coordinates of its end points.

### E3.4

Interpret and obtain the equation of a straight-line graph in the form  $y = mx + c$ .

### E3.5

Determine the equation of a straight line parallel to a given line.

### E3.6

Find the gradient of parallel and perpendicular lines.

## The French


In the middle of the seventeenth century there were three great French mathematicians, René Descartes, Blaise Pascal and Pierre de Fermat.

René Descartes was a philosopher and a mathematician. His book *The Meditations* asks 'How and what do I know?' His work in mathematics made a link between algebra and geometry. He thought that all nature could be explained in terms of mathematics. Although he was not considered as talented a mathematician as Pascal and Fermat, he has had greater influence on modern thought. The  $(x, y)$  coordinates we use are called Cartesian coordinates after Descartes.

Blaise Pascal (1623–1662) was a genius who studied geometry as a child. When he was 16 he stated and proved Pascal's Theorem, which relates any six points on any conic section. The Theorem is sometimes called the 'Cat's Cradle'. He founded probability theory and made contributions to the invention of calculus. He is best known for Pascal's Triangle.

Pierre de Fermat (1601–1665) was a brilliant mathematician and, along with Descartes, one of the most influential. Fermat invented number theory and worked on calculus. He discovered probability theory with his friend Pascal. It can be argued that Fermat was at least Newton's equal as a mathematician.

Fermat's most famous discovery in number theory includes 'Fermat's Last Theorem'. This theorem is derived from Pythagoras' theorem, which states that for a right-angled triangle,  $x^2 = y^2 + z^2$  where  $x$  is the length of the hypotenuse. Fermat said that if the index (power) was greater than two and  $x, y, z$  are all whole numbers, then the equation was never true. (This theorem was only proved in 1995 by the English mathematician Andrew Wiles.)

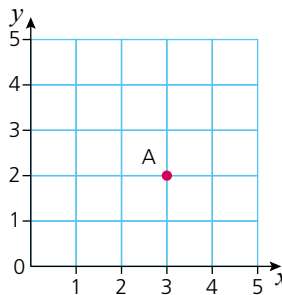


René Descartes  
(1596–1650)

# Straight-line graphs

## Coordinates

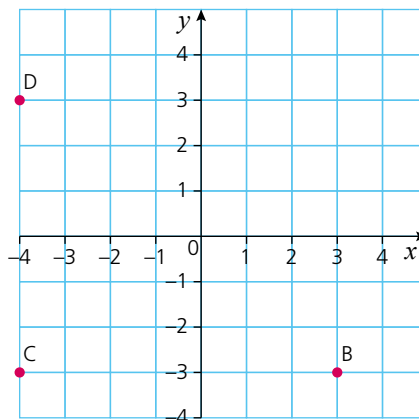
To fix a point in two dimensions (2D), its position is given in relation to a point called the **origin**. Through the origin, axes are drawn perpendicular to each other. The horizontal axis is known as the ***x*-axis**, and the vertical axis is known as the ***y*-axis**.



The *x*-axis is numbered from left to right. The *y*-axis is numbered from bottom to top.

The position of point A is given by two coordinates: the *x*-coordinate first, followed by the *y*-coordinate. So the coordinates of point A are (3, 2).

A number line can extend in both directions by extending the *x*- and *y*-axes below zero, as shown in the grid below:



Points B, C, and D can be described by their coordinates:

Point B is at (3, -3),  
 Point C is at (-4, -3),  
 Point D is at (-4, 3).

## Exercise 21.1

- 1 Draw a pair of axes with both  $x$  and  $y$  from  $-8$  to  $+8$ .

Mark each of the following points on your grid:

- a**  $A = (5, 2)$       **b**  $B = (7, 3)$       **c**  $C = (2, 4)$       **d**  $D = (-8, 5)$   
**e**  $E = (-5, -8)$       **f**  $F = (3, -7)$       **g**  $G = (7, -3)$       **h**  $H = (6, -6)$

Draw a separate grid for each of Q.2–4 with  $x$ - and  $y$ -axes from  $-6$  to  $+6$ . Plot and join the points in order to name each shape drawn.

- 2**  $A = (3, 2)$        $B = (3, -4)$        $C = (-2, -4)$        $D = (-2, 2)$   
**3**  $E = (1, 3)$        $F = (4, -5)$        $G = (-2, -5)$   
**4**  $H = (-6, 4)$        $I = (0, -4)$        $J = (4, -2)$        $K = (-2, 6)$

## Exercise 21.2

Draw a pair of axes with both  $x$  and  $y$  from  $-10$  to  $+10$ .

- 1 Plot the points  $P = (-6, 4)$ ,  $Q = (6, 4)$  and  $R = (8, -2)$ .

Plot point  $S$  such that  $PQRS$  when drawn is a parallelogram.

- a** Draw diagonals  $PR$  and  $QS$ . What are the coordinates of their point of intersection?  
**b** What is the area of  $PQRS$ ?
- 2** On the same axes, plot point  $M$  at  $(-8, 4)$  and point  $N$  at  $(4, 4)$ .  
**a** Join points  $MNRS$ . What shape is formed?  
**b** What is the area of  $MNRS$ ?  
**c** Explain your answer to Q.2b.
- 3** On the same axes, plot point  $J$  where point  $J$  has  $y$ -coordinate  $+10$  and  $JRS$ , when joined, forms an isosceles triangle. What is the  $x$ -coordinate of all points on the line of symmetry of triangle  $JRS$ ?

## Exercise 21.3

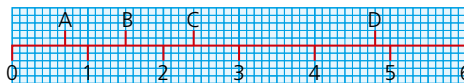
- 1 a** On a grid with axes numbered from  $-10$  to  $+10$  draw a hexagon  $ABCDEF$  with centre  $(0, 0)$ , points  $A(0, 8)$  and  $B(7, 4)$  and two lines of symmetry.  
**b** Write down the coordinates of points  $C, D, E$  and  $F$ .
- 2 a** On a similar grid to Q.1, draw an octagon  $PQRSTUUVW$  which has point  $P(2, -8)$ , point  $Q(-6, -8)$  and point  $R(-7, -5)$ .  
 $PQ = RS = TU = VW$  and  $QR = ST = UV = WP$ .  
**b** List the coordinates of points  $S, T, U, V$ , and  $W$ .  
**c** What are the coordinates of the centre of rotational symmetry of the octagon?

## Reading scales

## Exercise 21.4

- 1 The points  $A, B, C$  and  $D$  are not at whole number points on the number line. Point  $A$  is at  $0.7$ .

What are the positions of points  $B, C$  and  $D$ ?

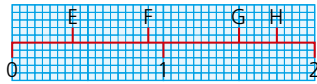


## 21 STRAIGHT-LINE GRAPHS

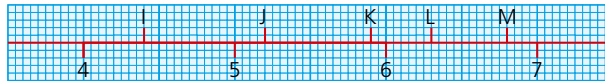
### Exercise 21.4(cont)

- 2 On this number line, point E is at 0.4.

What are the positions of points F, G and H?

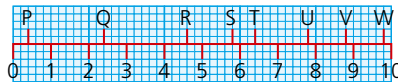


- 3 What are the positions of points I, J, K, L and M?



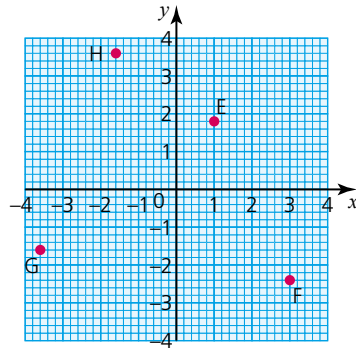
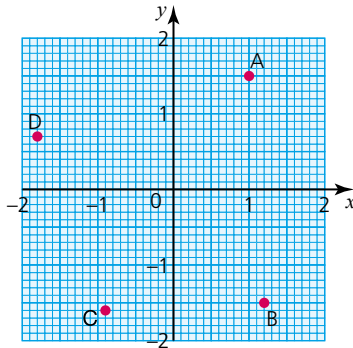
- 4 Point P is at position 0.4 and point W is at position 9.8.

What are the positions of points Q, R, S, T, U, V and W?



### Exercise 21.5

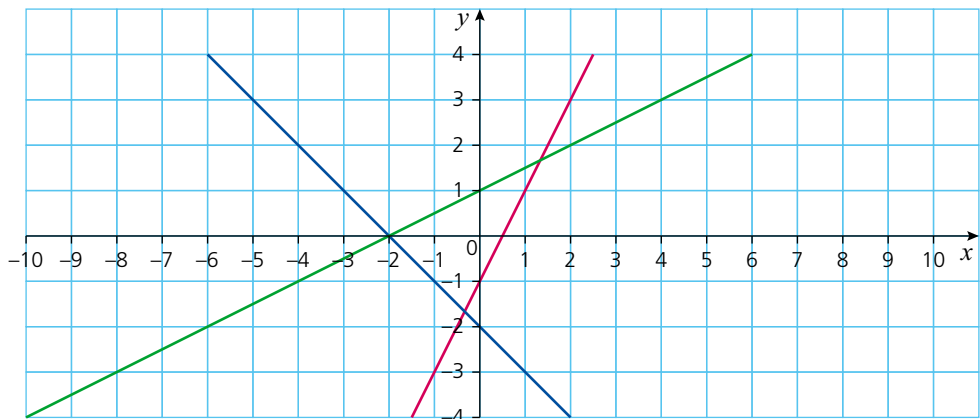
Give the coordinates of points A, B, C, D, E, F, G and H.



## The gradient of a straight line

Lines are made of an infinite number of points. This chapter looks at those whose points form a straight line.

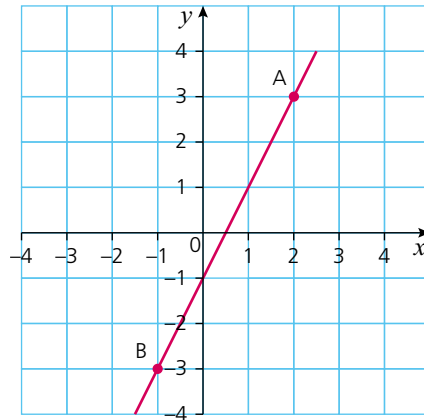
The graph below shows three straight lines.



The lines have some properties in common (e.g. they are straight), but also have differences. One of their differences is that they have different slopes. The slope of a line is called its **gradient**.

The gradient of a straight line is constant, i.e. it does not change. The gradient of a straight line can be calculated by considering the coordinates of any two points on the line.

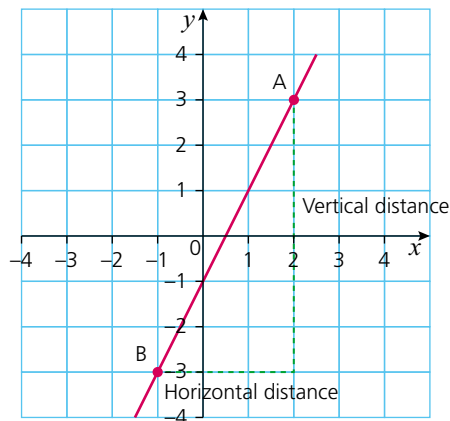
On the line below, two points A and B have been chosen.



The coordinates of the points are A(2, 3) and B(-1, -3). The gradient is calculated using the following formula:

$$\text{Gradient} = \frac{\text{vertical distance between two points}}{\text{horizontal distance between two points}}$$

Graphically this can be represented as follows:



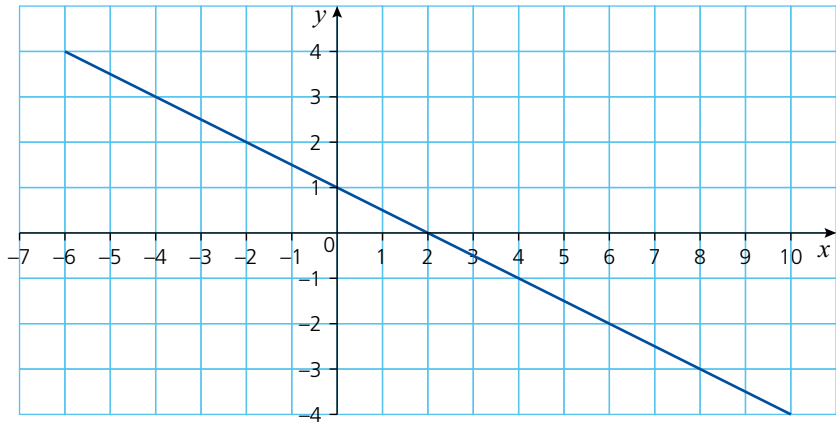
$$\text{Therefore, gradient} = \frac{3 - (-3)}{2 - (-1)} = \frac{6}{3} = 2$$

In general, therefore, if the two points chosen have coordinates  $(x_1, y_1)$  and  $(x_2, y_2)$ , the gradient is calculated as:

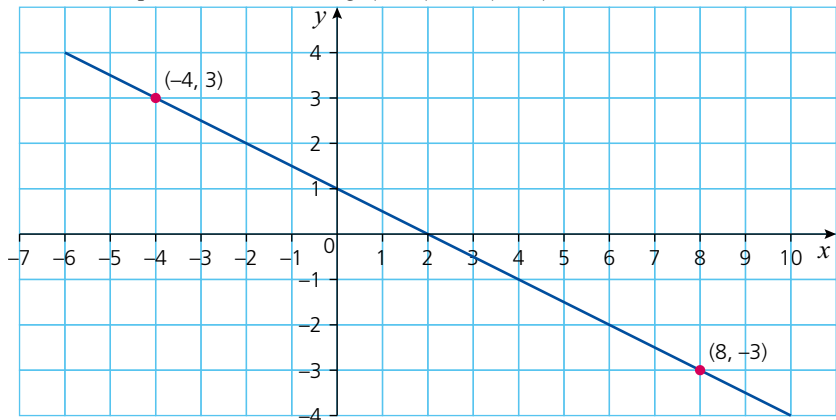
$$\text{Gradient} = \frac{y_2 - y_1}{x_2 - x_1}$$

### → Worked example

Calculate the gradient of the line shown below.



Choose two points on the line, e.g.  $(-4, 3)$  and  $(8, -3)$ .



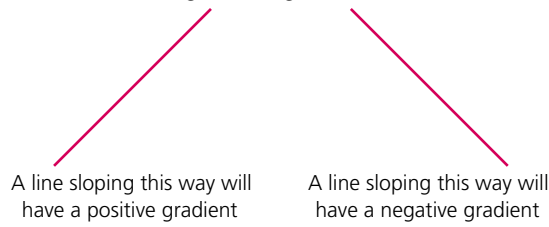
Let point 1 be  $(-4, 3)$  and point 2 be  $(8, -3)$ .

$$\begin{aligned} \text{Gradient} &= \frac{y_2 - y_1}{x_2 - x_1} = \frac{-3 - 3}{8 - (-4)} \\ &= \frac{-6}{12} = -\frac{1}{2} \end{aligned}$$

Note, the gradient is not affected by which point is chosen as point 1 and which is chosen as point 2. In the example above, if point 1 was  $(8, -3)$  and point 2  $(-4, 3)$ , the gradient would be calculated as:

$$\begin{aligned} \text{Gradient} &= \frac{y_2 - y_1}{x_2 - x_1} = \frac{3 - (-3)}{-4 - 8} \\ &= \frac{6}{-12} = -\frac{1}{2} \end{aligned}$$

To check if the sign of the gradient is correct, the following guideline is useful.

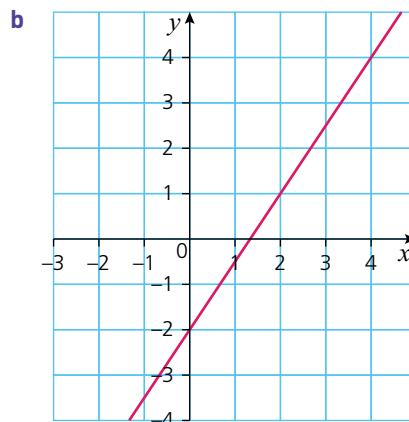
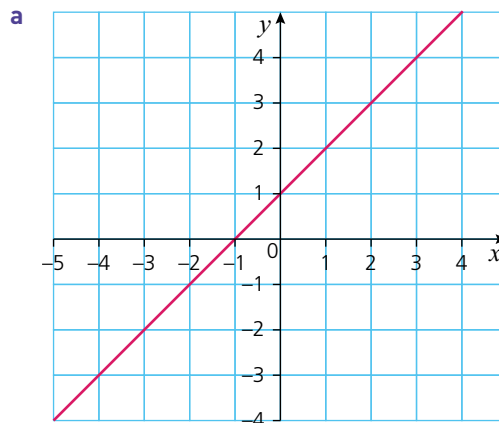


A large value for the gradient implies that the line is steep. The line on the right below will have a greater value for the gradient than the line on the left as it is steeper.



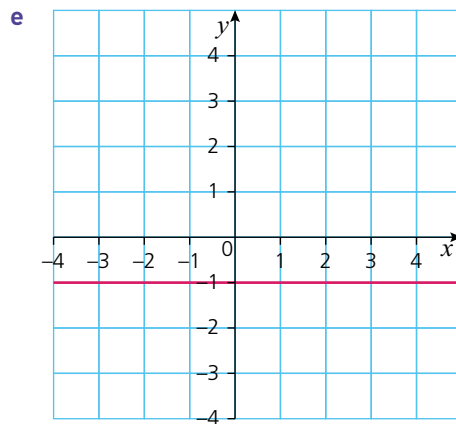
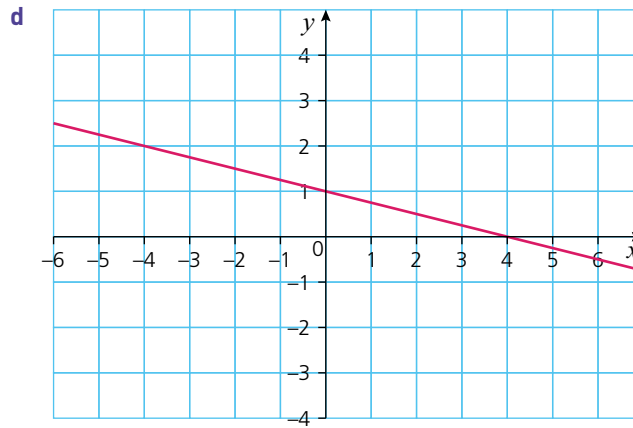
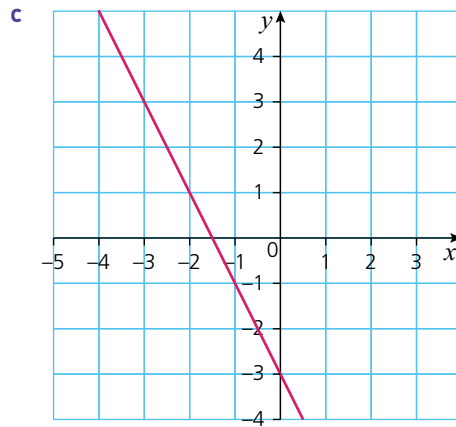
Exercise 21.6

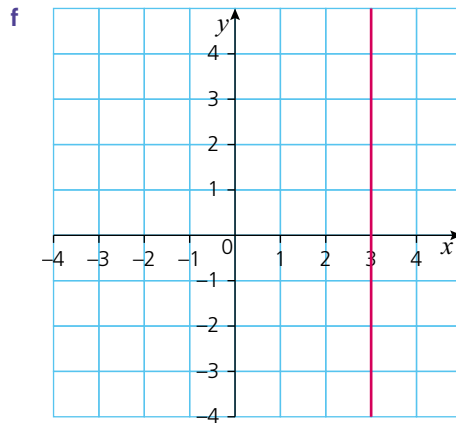
- 1 For each of the following lines, select two points on the line and then calculate its gradient.



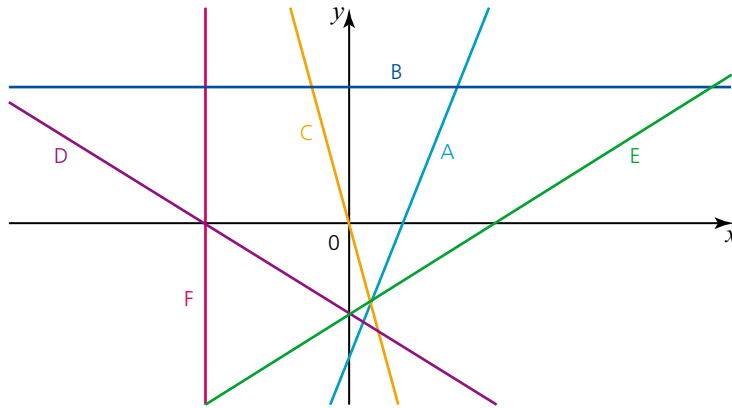
## 21 STRAIGHT-LINE GRAPHS

### Exercise 21.6(cont)





- 2 From your answers to Question 1e, what conclusion can you make about the gradient of any horizontal line?
- 3 From your answers to Question 1f, what conclusion can you make about the gradient of any vertical line?
- 4 The graph below shows six straight lines labelled A–F.



Six gradients are given below. Deduce which line has which gradient.

Gradient =  $\frac{1}{2}$

Gradient is infinite

Gradient = 2

Gradient = -3

Gradient = 0

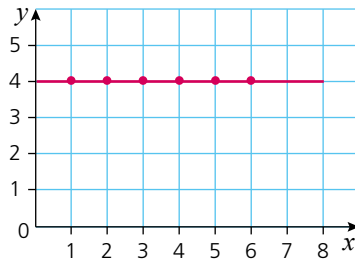
Gradient =  $-\frac{1}{2}$

## The equation of a straight line

The coordinates of every point on a straight line all have a common relationship. This relationship when expressed algebraically as an equation in terms of  $x$  and/or  $y$  is known as the **equation of the straight line**.

→ Worked examples

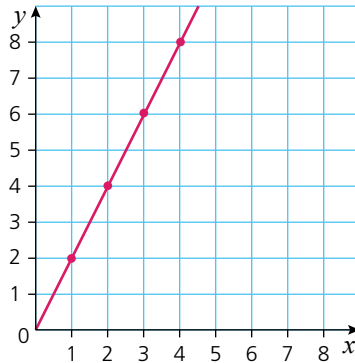
- a By looking at the coordinates of some of the points on the line below, establish the equation of the straight line.



$x$	$y$
1	4
2	4
3	4
4	4
5	4
6	4

Some of the points on the line have been identified and their coordinates entered in a table above. By looking at the table it can be seen that the only rule all the points have in common is that  $y = 4$ . Hence the equation of the straight line is  $y = 4$ .

- b By looking at the coordinates of some of the points on the line, establish the equation of the straight line.



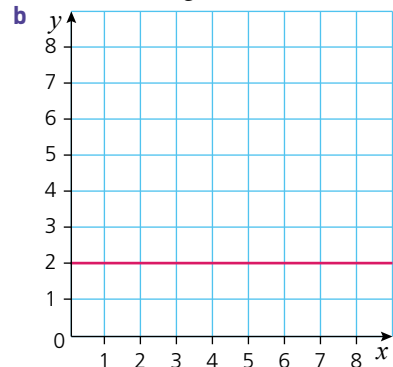
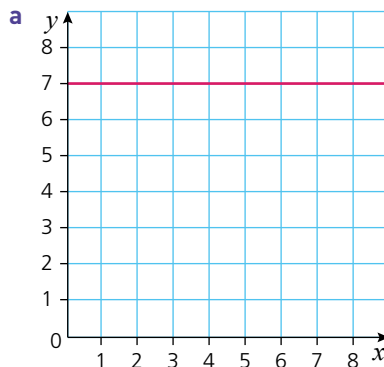
$x$	$y$
1	2
2	4
3	6
4	8

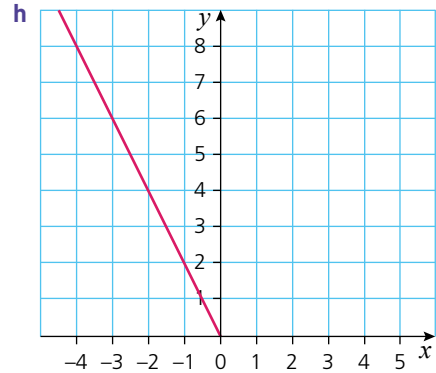
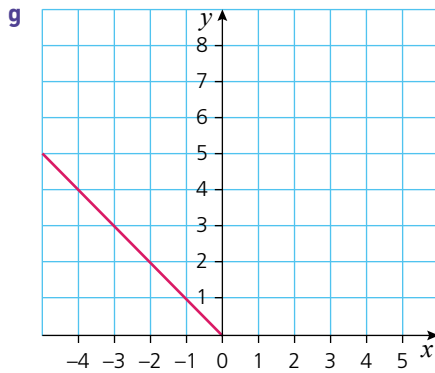
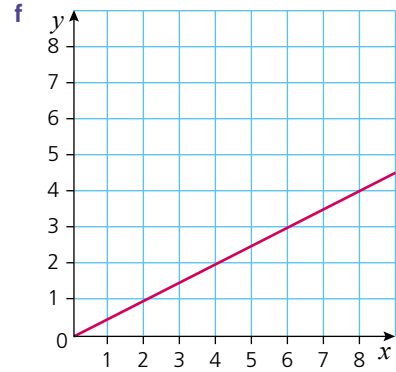
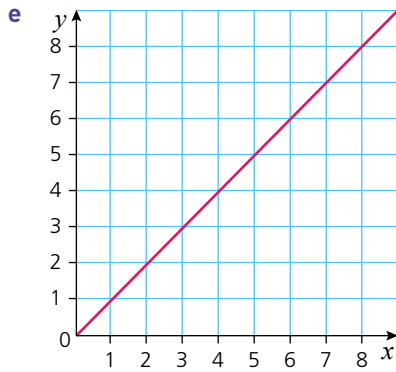
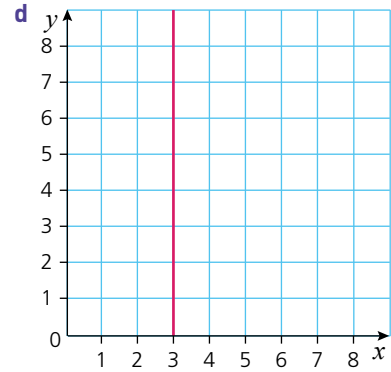
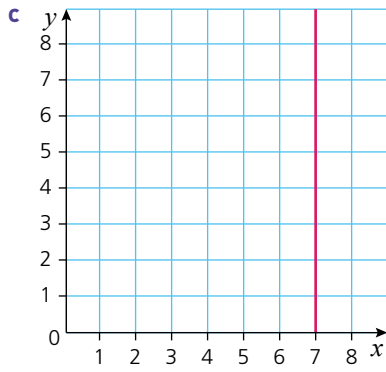
Once again, by looking at the table it can be seen that the relationship between the  $x$ - and  $y$ -coordinates is that each  $y$ -coordinate is twice the corresponding  $x$ -coordinate.

Hence the equation of the straight line is  $y = 2x$ .

Exercise 21.7

- 1 In each of the following identify the coordinates of some of the points on the line and use these to find the equation of the straight line.

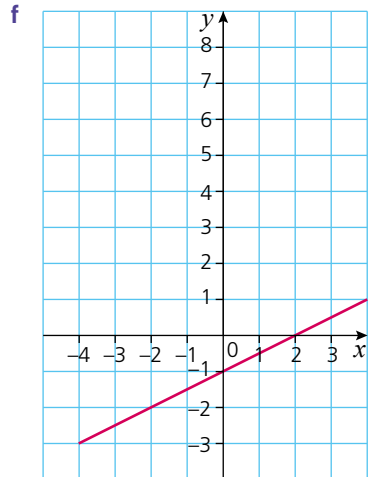
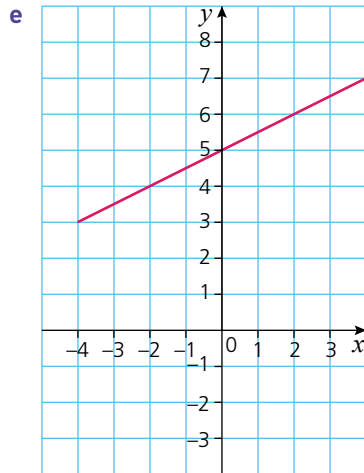
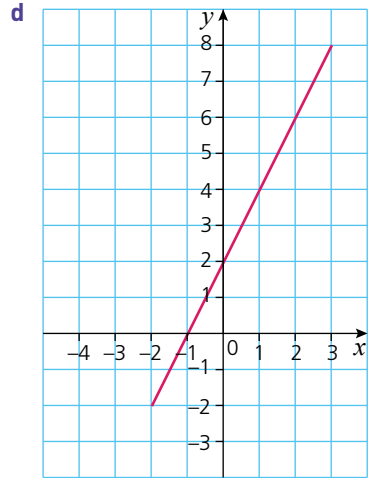
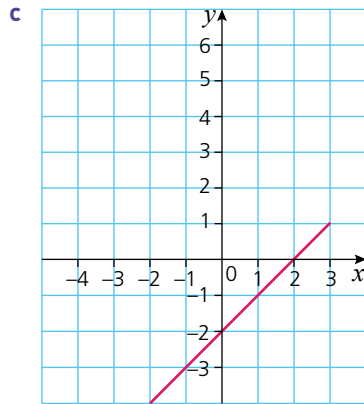
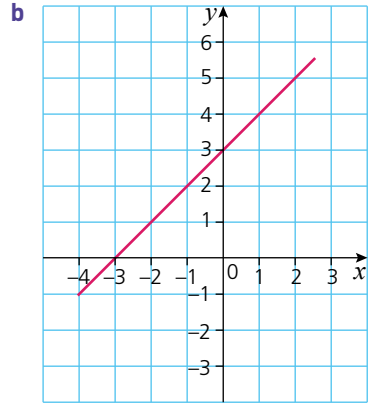
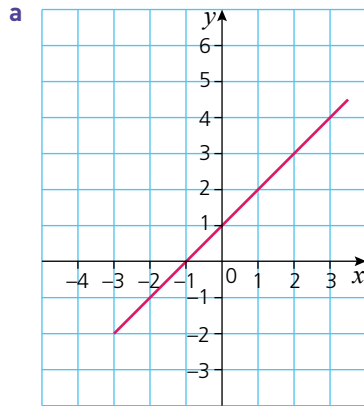




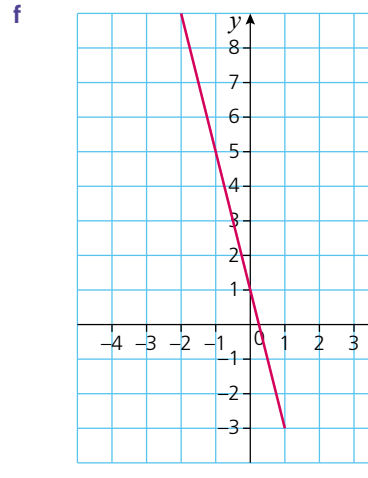
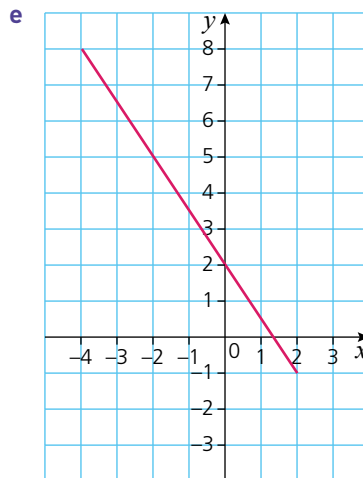
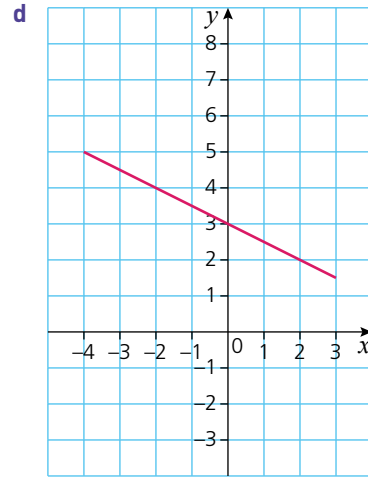
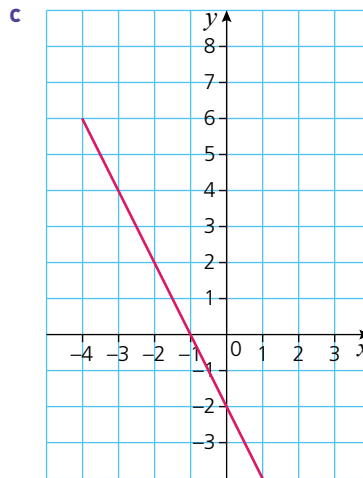
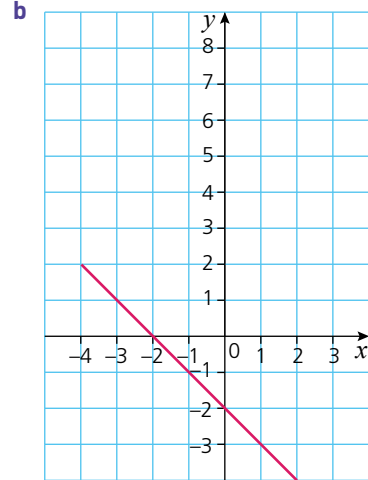
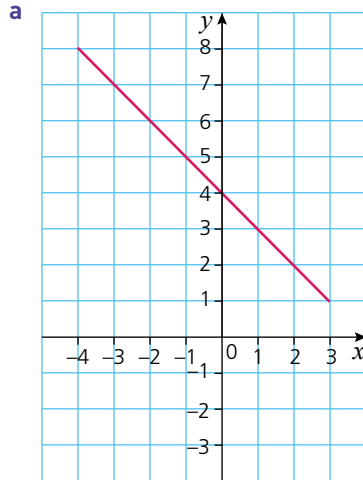
## 21 STRAIGHT-LINE GRAPHS

### Exercise 21.8

- 1 In each of the following, identify the coordinates of some of the points on the line and use these to find the equation of the straight line.



- 2 In each of the following identify the coordinates of some of the points on the line and use these to find the equation of the straight line.



*Exercise 21.8 (cont)*

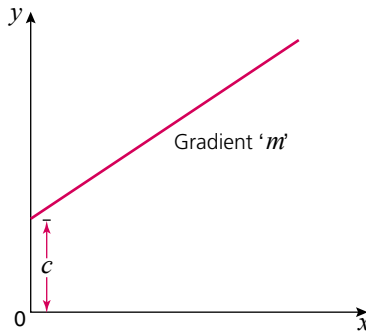
- 3 a For each of the graphs in Questions 1 and 2 calculate the gradient of the straight line.  
 b What do you notice about the gradient of each line and its equation?  
 c What do you notice about the equation of the straight line and where the line intersects the y-axis?
- 4 Copy the diagrams in Question 1. Draw two lines on each diagram parallel to the given line.  
 a Write the equation of these new lines in the form  $y = mx + c$ .  
 b What do you notice about the equations of these new parallel lines?
- 5 In Question 2, you have an equation for these lines in the form  $y = mx + c$ . Change the value of the intercept  $c$  and then draw the new line.  
 What do you notice about this new line and the first line?

## The general equation of a straight line

In general the equation of any straight line can be written in the form:

$$y = mx + c$$

where  $m$  represents the gradient of the straight line and  $c$  the intercept with the y-axis. This is shown in the diagram below.



By looking at the equation of a straight line written in the form  $y = mx + c$ , it is therefore possible to deduce the line's gradient and intercept with the y-axis without having to draw it.

### → Worked examples

- a Calculate the gradient and y-intercept of the following straight lines:
- |    |               |                  |
|----|---------------|------------------|
| i  | $y = 3x - 2$  | gradient = 3     |
|    |               | y-intercept = -2 |
| ii | $y = -2x + 6$ | gradient = -2    |
|    |               | y-intercept = 6  |

- b Calculate the gradient and y-intercept of the following straight lines:
- i  $2y = 4x + 2$   
This needs to be rearranged into **gradient-intercept** form (i.e.  $y = mx + c$ ).  
 $y = 2x + 1$       gradient = 2  
y-intercept = 1
- ii  $y - 2x = -4$   
Rearranging into gradient-intercept form, we have:  
 $y = 2x - 4$       gradient = 2  
y-intercept = -4
- iii  $-4y + 2x = 4$   
Rearranging into gradient-intercept form, we have:  
 $y = \frac{1}{2}x - 1$       gradient =  $\frac{1}{2}$   
y-intercept = -1
- iv  $\frac{y+3}{4} = -x + 2$   
Rearranging into gradient-intercept form, we have:  
 $y + 3 = -4x + 8$   
 $y = -4x + 5$       gradient = -4  
y-intercept = 5

## Equation of a straight line in the form $ax + by + c = 0$

The general equation of a straight line takes the form  $y = mx + c$ ; however, this is not the only form the equation of a straight line can take.

A different form is to rearrange the equation so that all the terms are on one side of the equation and equal to zero and to write it so that there are no fractions.

### → Worked examples

- a The equation of a straight line is given as  $y = \frac{1}{2}x + 3$ . Write this in the form  $ax + by + c = 0$ , where  $a$ ,  $b$  and  $c$  are integers.
- Rearranging the equation so that all the terms are on one side produces  $\frac{1}{2}x - y + 3 = 0$ .
- However, there is still a fraction in the equation and the question stated that  $a$ ,  $b$  and  $c$  are integers.
- To eliminate the fraction, both sides of the equation are multiplied by two. This gives:  $x - 2y + 6 = 0$
- b The equation of a straight line is given as  $y = \frac{2}{5}x - \frac{1}{3}$ . Write this in the form  $ax + by + c = 0$ , where  $a$ ,  $b$  and  $c$  are integers.
- Rearranging the equation so that all the terms are on the same side gives:  $\frac{2}{5}x - y - \frac{1}{3} = 0$
- To eliminate the fractions, multiply both sides by 15 to give  $6x - 15y - 5 = 0$ .

Exercise 21.9

For the following linear equations, calculate both the gradient and y-intercept in each case.

- 1 a  $y = 2x + 1$                       b  $y = 3x + 5$                       c  $y = x - 2$   
 d  $y = \frac{1}{2}x + 4$                       e  $y = -3x + 6$                       f  $y = -\frac{2}{3}x + 1$   
 g  $y = -x$                               h  $y = -x - 2$                       i  $y = -(2x - 2)$
- 2 a  $y - 3x = 1$                       b  $y + \frac{1}{2}x - 2 = 0$                       c  $y + 3 = -2x$   
 d  $y + 2x + 4 = 0$                       e  $y - \frac{1}{4}x - 6 = 0$                       f  $-3x + y = 2$   
 g  $2 + y = x$                               h  $8x - 6 + y = 0$                       i  $-(3x + 1) + y = 0$
- 3 a  $2y = 4x - 6$                       b  $2y = x + 8$                       c  $\frac{1}{2}y = x - 2$   
 d  $\frac{1}{4}y = -2x + 3$                       e  $3y - 6x = 0$                       f  $\frac{1}{3}y + x = 1$   
 g  $6y - 6 = 12x$                       h  $4y - 8 + 2x = 0$                       i  $2y - (4x - 1) = 0$
- 4 a  $2x - y = 4$                       b  $x - y + 6 = 0$                       c  $-2y = 6x + 2$   
 d  $12 - 3y = 3x$                       e  $5x - \frac{1}{2}y = 1$                       f  $-\frac{2}{3}y + 1 = 2x$   
 g  $9x - 2 = -y$                       h  $-3x + 7 = -\frac{1}{2}y$                       i  $-(4x - 3) = -2y$
- 5 a  $\frac{y+2}{4} = \frac{1}{2}x$                       b  $\frac{y-3}{x} = 2$                       c  $\frac{y-x}{8} = 0$   
 d  $\frac{2y-3x}{2} = 6$                       e  $\frac{3y-2}{x} = -3$                       f  $\frac{\frac{1}{2}y-1}{x} = -2$   
 g  $\frac{3x-y}{2} = 6$                       h  $\frac{6-2y}{3} = 2$                       i  $\frac{-(x+2y)}{5x} = 1$
- 6 a  $\frac{3x-y}{y} = 2$                       b  $\frac{-x+2y}{4} = y+1$                       c  $\frac{y-x}{x+y} = 2$   
 d  $\frac{1}{y} = \frac{1}{x}$                               e  $\frac{-(6x+y)}{2} = y+1$                       f  $\frac{2x-3y+4}{4} = 4$
- 7 a  $\frac{y+1}{x} + \frac{3y-2}{2x} = -1$                       b  $\frac{x}{y+1} + \frac{1}{2y+2} = 3$   
 c  $\frac{-(-y+3x)}{-(6x-2y)} = 1$                       d  $\frac{-(x-2y) - (-x-2y)}{4+x-y} = -2$
- 8 Write each of the following equations in the form  $ax + by + c = 0$  where  $a$ ,  $b$  and  $c$  are integers.  
 a  $y = \frac{1}{3}x + 1$                       b  $y = \frac{2}{5}x - 2$                       c  $3y = \frac{3}{2}x - \frac{1}{2}$   
 d  $-\frac{1}{2}y = x + \frac{1}{3}$                       e  $\frac{y+1}{2} = \frac{3}{4}x - 1$                       f  $-\frac{3}{5}y - 4 = x$
- 9 Write each of the following equations in the form  $ax + by + c = 0$  where  $a$ ,  $b$  and  $c$  are integers.  
 a  $\frac{y-1}{x} - \frac{y-2}{3x} = 1$                       b  $\frac{2y+x}{x-y} = \frac{1}{2}$                       c  $\frac{3}{y} = -\frac{2}{5x}$   
 d  $\frac{-(2x+3y)}{3x} = \frac{2}{3}$                       e  $\frac{3(x-2y)}{x} - 4 = 0$                       f  $\frac{2x}{5y} + \frac{x}{-y} = -1$

## Parallel lines and their equations

Lines that are parallel, by their very definition must have the same gradient. Similarly, lines with the same gradient must be parallel. So a straight line with equation  $y = -3x + 4$  must be parallel to a line with equation  $y = -3x - 2$  as both have a gradient of  $-3$ .

### → Worked examples

- a** A straight line has equation  $4x - 2y + 1 = 0$ .

Another straight line has equation  $\frac{2x-4}{y} = 1$ .

Explain, giving reasons, whether the two lines are parallel to each other or not.

Rearranging the equations into gradient-intercept form gives:

$$\begin{aligned} 4x - 2y + 1 &= 0 & \frac{2x-4}{y} &= 1 \\ 2y &= 4x + 1 & y &= 2x - 4 \\ y &= 2x + \frac{1}{2} & & \end{aligned}$$

With both equations written in gradient-intercept form, it is possible to see that both lines have a gradient of 2 and are therefore parallel.

- b** A straight line A has equation  $y = -3x + 6$ . A second line B is parallel to line A and passes through the point with coordinates  $(-4, 10)$ . Calculate the equation of line B.

As line B is a straight line it must take the form  $y = mx + c$ .

As it is parallel to line A, its gradient must be  $-3$ .

Because line B passes through the point  $(-4, 10)$ , these values can be substituted into the general equation of the straight line to give:

$$10 = -3 \times (-4) + c$$

Rearranging to find  $c$  gives:  $c = -2$

The equation of line B is therefore  $y = -3x - 2$ .

### Exercise 21.10

- A straight line has equation  $3y - 3x = 4$ . Write down the equation of another straight line parallel to it.
- A straight line has equation  $y = -x + 6$ . Which of the following lines is/are parallel to it?
  - $2(y + x) = -5$
  - $-3x - 3y + 7 = 0$
  - $2y = -x + 12$
  - $y + x = \frac{1}{10}$
- Find the equation of the line parallel to  $y = 4x - 1$  that passes through  $(0, 0)$ .
- Find the equations of lines parallel to  $y = -3x + 1$  that pass through each of the following points:
  - $(0, 4)$
  - $(-2, 4)$
  - $(-\frac{5}{2}, 4)$
- Find the equations of lines parallel to  $x - 2y = 6$  that pass through each of the following points:
  - $(-4, 1)$
  - $(\frac{1}{2}, 0)$

## Drawing straight-line graphs

To draw a straight-line graph only two points need to be known. Once these have been plotted the line can be drawn between them and extended if necessary at both ends.

### → Worked examples

- a Plot the line  $y = x + 3$ .

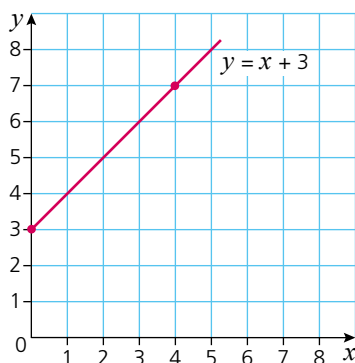
To identify two points simply choose two values of  $x$ . Substitute these into the equation and calculate their corresponding  $y$  values.

$$\text{When } x = 0, \quad y = 3$$

$$\text{When } x = 4, \quad y = 7$$

Therefore two of the points on the line are  $(0, 3)$  and  $(4, 7)$ .

The straight line  $y = x + 3$  is plotted below.



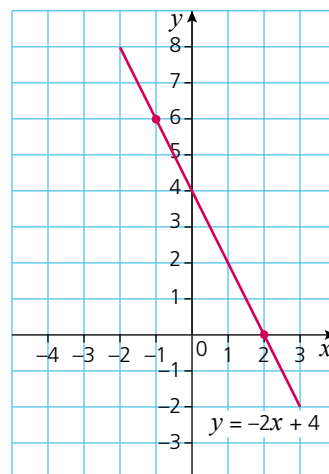
- b Plot the line  $y = -2x + 4$ .

$$\text{When } x = 2, \quad y = 0$$

$$\text{When } x = -1, \quad y = 6$$

The coordinates of two points on the line are  $(2, 0)$  and  $(-1, 6)$ .

Note that, in questions of this sort, it is often easier to rearrange the equation into gradient-intercept form first.



## Exercise 21.11

1 Plot the following straight lines.

a  $y = 2x + 3$

b  $y = x - 4$

c  $y = 3x - 2$

d  $y = -2x$

e  $y = -x - 1$

f  $-y = x + 1$

g  $-y = 3x - 3$

h  $2y = 4x - 2$

i  $y - 4 = 3x$

2 Plot the following straight lines:

a  $-2x + y = 4$

b  $-4x + 2y = 12$

c  $3y = 6x - 3$

d  $2x = x + 1$

e  $3y - 6x = 9$

f  $2y + x = 8$

g  $x + y + 2 = 0$

h  $3x + 2y - 4 = 0$

i  $4 = 4y - 2x$

3 Plot the following straight lines:

a  $\frac{x+y}{2} = 1$

b  $x + \frac{y}{2} = 1$

c  $\frac{x}{3} + \frac{y}{2} = 1$

d  $y + \frac{x}{2} = 3$

e  $\frac{y}{5} + \frac{x}{3} = 0$

f  $\frac{-(2x+y)}{4} = 1$

g  $\frac{y - (x - y)}{3x} = -1$

h  $\frac{y}{2x+3} - \frac{1}{2} = 0$

i  $-2(x+y) + 4 = -y$

## Graphical solution of simultaneous equations

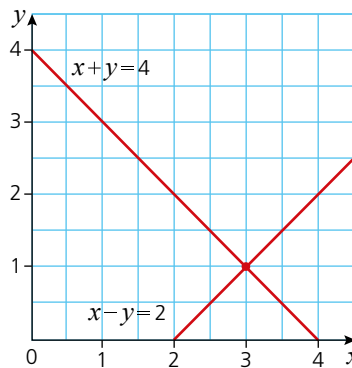
When solving two equations simultaneously, the aim is to find a solution which works for both equations. In Chapter 13 it was shown how to arrive at the solution algebraically. It is, however, possible to arrive at the same solution graphically.

 Worked example

a By plotting both of the following equations on the same axes, find a common solution.

$$x + y = 4 \quad (1)$$

$$x - y = 2 \quad (2)$$



When both lines are plotted, the point at which they cross gives the common solution as it is the only point which lies on both lines.

Therefore the common solution is the point (3, 1).

- b Check the result obtained above by solving the equations algebraically.

$$x + y = 4 \quad (1)$$

$$x - y = 2 \quad (2)$$

Adding equations (1) + (2)  $\rightarrow 2x = 6$

$$x = 3$$

Substituting  $x = 3$  into equation (1) we have:

$$3 + y = 4$$

$$y = 1$$

Therefore the common solution occurs at (3, 1).

### Exercise 21.12

Solve the simultaneous equations below:

- i by graphical means,

- ii by algebraic means.

1 a  $x + y = 5$

$$x - y = 1$$

d  $2x + 2y = 6$

$$2x - y = 3$$

2 a  $3x - 2y = 13$

$$2x + y = 4$$

d  $x = y$

$$x + y + 6 = 0$$

b  $x + y = 7$

$$x - y = 3$$

e  $x + 3y = -1$

$$x - 2y = -6$$

b  $4x - 5y = 1$

$$2x + y = -3$$

e  $2x + y = 4$

$$4x + 2y = 8$$

c  $2x + y = 5$

$$x - y = 1$$

f  $x - y = 6$

$$x + y = 2$$

c  $x + 5 = y$

$$2x + 3y - 5 = 0$$

f  $y - 3x = 1$

$$y = 3x - 3$$

## Calculating the length of a line segment

A line segment is formed when two points are joined by a straight line. To calculate the **distance between two points**, and therefore the length of the line segment, their coordinates need to be given. Once these are known, **Pythagoras' theorem** can be used to calculate the distance.

### → Worked example

The coordinates of two points are (1, 3) and (5, 6). Draw a pair of axes, plot the given points and calculate the distance between them.

By dropping a vertical line from the point (5, 6) and drawing a horizontal line from (1, 3), a right-angled triangle is formed. The length of the hypotenuse of the triangle is the length we wish to find.

Using Pythagoras' theorem, we have:

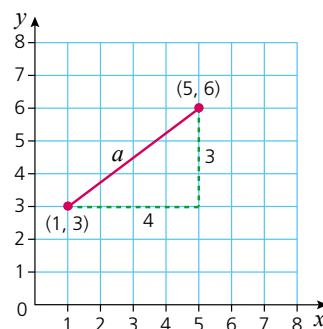
$$a^2 = 3^2 + 4^2 = 25$$

$$a = \sqrt{25} = 5$$

The length of the line segment is 5 units.

To find the distance between two points directly from their coordinates, use the following formula:

$$d = \sqrt{(x_1 - x_2)^2 + (y_1 - y_2)^2}$$



## → Worked example

Without plotting the points, calculate the distance between the points (1, 3) and (5, 6).

$$\begin{aligned} d &= \sqrt{(1-5)^2 + (3-6)^2} \\ &= \sqrt{(-4)^2 + (-3)^2} \\ &= \sqrt{25} = 5 \end{aligned}$$

The distance between the two points is 5 units.

## The midpoint of a line segment

To find the **midpoint** of a line segment, use the coordinates of its end points. To find the  $x$ -coordinate of the midpoint, find the mean of the  $x$ -coordinates of the end points. Similarly, to find the  $y$ -coordinate of the midpoint, find the mean of the  $y$ -coordinates of the end points.

## → Worked examples

- a Find the coordinates of the midpoint of the line segment AB where A is (1, 3) and B is (5, 6).

The  $x$ -coordinate of the midpoint will be  $\frac{1+5}{2} = 3$

The  $y$ -coordinate of the midpoint will be  $\frac{3+6}{2} = 4.5$

So the coordinates of the midpoint are (3, 4.5)

- b Find the coordinates of the midpoint of a line segment PQ where P is (-2, -5) and Q is (4, 7).

The  $x$ -coordinate of the midpoint will be  $\frac{-2+4}{2} = 1$

The  $y$ -coordinate of the midpoint will be  $\frac{-5+7}{2} = 1$

So the coordinates of the midpoint are (1, 1).

### Exercise 21.13

- 1
  - i Plot each of the following pairs of points.
  - ii Calculate the distance between each pair of points.
  - iii Find the coordinates of the midpoint of the line segment joining the two points.
 

a (5, 6) (1, 2)	b (6, 4) (3, 1)
c (1, 4) (5, 8)	d (0, 0) (4, 8)
e (2, 1) (4, 7)	f (0, 7) (-3, 1)
g (-3, -3) (-1, 5)	h (4, 2) (-4, -2)
i (-3, 5) (4, 5)	j (2, 0) (2, 6)
k (-4, 3) (4, 5)	l (3, 6) (-3, -3)

*Exercise 21.13 (cont)*

- 2 Without plotting the points:
- i calculate the distance between each of the following pairs of points
  - ii find the coordinates of the midpoint of the line segment joining the two points.
- |                    |                     |
|--------------------|---------------------|
| a (1, 4) (4, 1)    | b (3, 6) (7, 2)     |
| c (2, 6) (6, -2)   | d (1, 2) (9, -2)    |
| e (0, 3) (-3, 6)   | f (-3, -5) (-5, -1) |
| g (-2, 6) (2, 0)   | h (2, -3) (8, 1)    |
| i (6, 1) (-6, 4)   | j (-2, 2) (4, -4)   |
| k (-5, -3) (6, -3) | l (3, 6) (5, -2)    |

## The equation of a line through two points

The equation of a straight line can be deduced once the coordinates of two points on the line are known.

### → Worked example

Calculate the equation of the straight line passing through the points (-3, 3) and (5, 5).

The equation of any straight line can be written in the general form  $y = mx + c$ . Here we have:

$$\text{gradient} = \frac{5-3}{5-(-3)} = \frac{2}{8}$$

$$\text{gradient} = \frac{1}{4}$$

The equation of the line now takes the form  $y = \frac{1}{4}x + c$ .

Since the line passes through the two given points, their coordinates must satisfy the equation. So to calculate the value of 'c' the  $x$  and  $y$  coordinates of one of the points are substituted into the equation. Substituting (5, 5) into the equation gives:

$$5 = \frac{1}{4} \times 5 + c$$

$$5 = \frac{5}{4} + c$$

$$\text{Therefore } c = 5 - 1\frac{1}{4} = 3\frac{3}{4}$$

The equation of the straight line passing through (-3, 3) and (5, 5) is:

$$y = \frac{1}{4}x + 3\frac{3}{4}$$

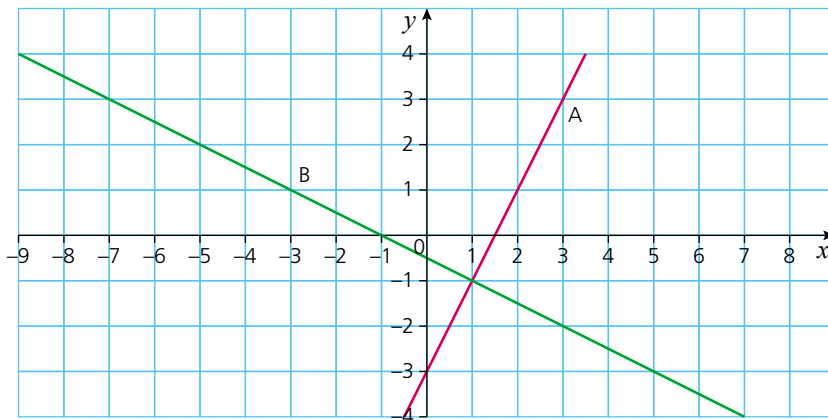
*Exercise 21.14*

Find the equation of the straight line which passes through each of the following pairs of points:

- |                     |                   |                    |
|---------------------|-------------------|--------------------|
| 1 a (1, 1) (4, 7)   | b (1, 4) (3, 10)  | c (1, 5) (2, 7)    |
| d (0, -4) (3, -1)   | e (1, 6) (2, 10)  | f (0, 4) (1, 3)    |
| g (3, -4) (10, -18) | h (0, -1) (1, -4) | i (0, 0) (10, 5)   |
| 2 a (-5, 3) (2, 4)  | b (-3, -2) (4, 4) | c (-7, -3) (-1, 6) |
| d (2, 5) (1, -4)    | e (-3, 4) (5, 0)  | f (6, 4) (-7, 7)   |
| g (-5, 2) (6, 2)    | h (1, -3) (-2, 6) | i (6, -4) (6, 6)   |

## Perpendicular lines

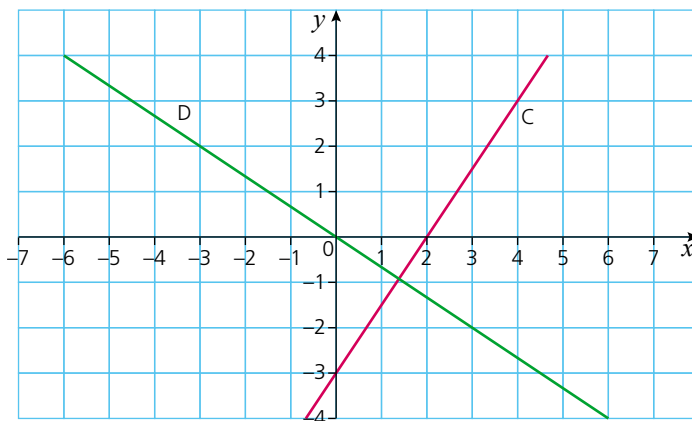
The two lines shown below are perpendicular to each other.



Line A has a gradient of 2.

Line B has a gradient of  $-\frac{1}{2}$ .

The diagram below also shows two lines perpendicular to each other.



Line C has a gradient of  $\frac{3}{2}$ .

Line D has a gradient of  $-\frac{2}{3}$ .

Notice that in both cases, the product of the two gradients is equal to  $-1$ .

In the first example  $2 \times (-\frac{1}{2}) = -1$ .

In the second example  $\frac{3}{2} \times (-\frac{2}{3}) = -1$ .

This is in fact the case for the gradients of any two perpendicular lines.

If two lines  $L_1$  and  $L_2$  are perpendicular to each other, the product of their gradients  $m_1$  and  $m_2$  is  $-1$ .

$$\text{i.e. } m_1 m_2 = -1$$

Therefore the gradient of one line is the negative reciprocal of the other line.

$$\text{i.e. } m_1 = -\frac{1}{m_2}$$

### → Worked examples

- a i** Calculate the gradient of the line joining the two points (3, 6) and (1, -6).

$$\text{Gradient} = \frac{6 - (-6)}{3 - 1} = \frac{12}{2} = 6$$

- ii** Calculate the gradient of a line perpendicular to the one in part **i** above.

$$m_1 = -\frac{1}{m_2}, \text{ therefore the gradient of the perpendicular line is } -\frac{1}{6}.$$

- iii** The perpendicular line also passes through the point (-1, 6). Calculate the equation of the perpendicular line.

The equation of the perpendicular line will take the form  $y = mx + c$ .

As its gradient is  $-\frac{1}{6}$  and it passes through the point (-1, 6), this can be substituted into the equation to give:

$$6 = -\frac{1}{6} \times (-1) + c$$

$$\text{Therefore } c = \frac{35}{6}.$$

The equation of the perpendicular line is  $y = -\frac{1}{6}x + \frac{35}{6}$ .

- b i** Show that the point (-4, -1) lies on the line  $y = -\frac{1}{4}x - 2$ .

If the point (-4, -1) lies on the line, its values of  $x$  and  $y$  will satisfy the equation. Substituting the values of  $x$  and  $y$  into the equation gives:

$$-1 = -\frac{1}{4} \times (-4) - 2$$

$$-1 = -1$$

Therefore the point lies on the line.

- ii** Deduce the gradient of a line perpendicular to the one given in part **i** above.

$$m_1 = -\frac{1}{m_2} \quad \text{therefore} \quad m_1 = -\frac{1}{-\frac{1}{4}} = 4$$

Therefore the gradient of the perpendicular line is 4.

- iii** The perpendicular line also passes through the point (-4, -1). Calculate its equation.

The equation of the perpendicular line takes the general form  $y = mx + c$ . Substituting in the values of  $x$ ,  $y$  and  $m$  gives:

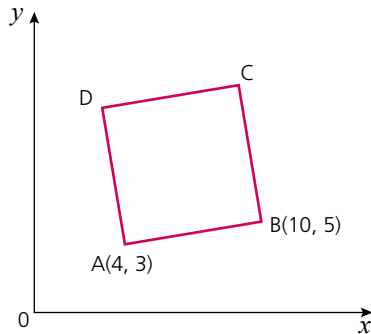
$$-1 = 4 \times (-4) + c$$

Therefore  $c = 15$ .

The equation of the perpendicular line is  $y = 4x + 15$ .

Exercise 21.15

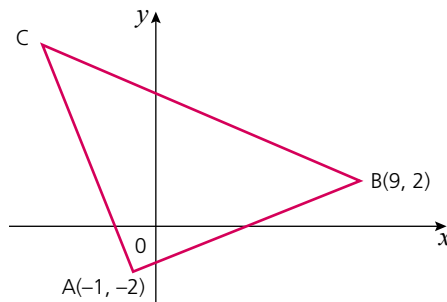
- 1 Calculate:
- the gradient of the line joining the following pairs of points
  - the gradient of a line perpendicular to this line
  - the equation of the perpendicular line if it passes through the second point each time.
- |                   |                    |                     |
|-------------------|--------------------|---------------------|
| a (1, 4) (4, 1)   | b (3, 6) (7, 2)    | c (2, 6) (6, -2)    |
| d (1, 2) (9, -2)  | e (0, 3) (-3, 6)   | f (-3, -5) (-5, -1) |
| g (-2, 6) (2, 0)  | h (2, -3) (8, 1)   | i (6, 1) (-6, 4)    |
| j (-2, 2) (4, -4) | k (-5, -3) (6, -3) | l (3, 6) (5, -2)    |
- 2 The diagram below shows a square ABCD. The coordinates of A and B are given.



Calculate:

- the gradient of the line AB
  - the equation of the line passing through A and B
  - the gradient of the line AD
  - the equation of the line passing through A and D
  - the equation of the line passing through B and C
  - the coordinates of C
  - the coordinates of D
  - the equation of the line passing through C and D
  - the length of the sides of the square to 1 d.p.
  - the coordinates of the midpoint of the line segment AC.
- 3 The diagram below shows a right-angled isosceles triangle ABC, where  $AB = AC$ .

The coordinates of A and B are given.



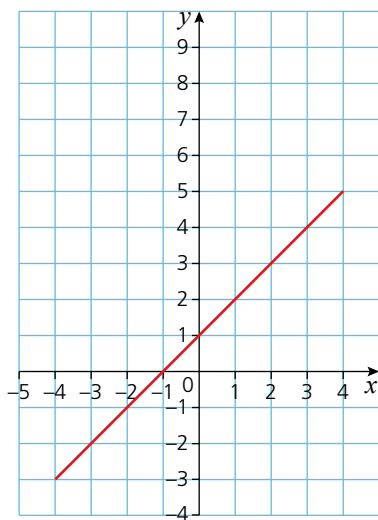
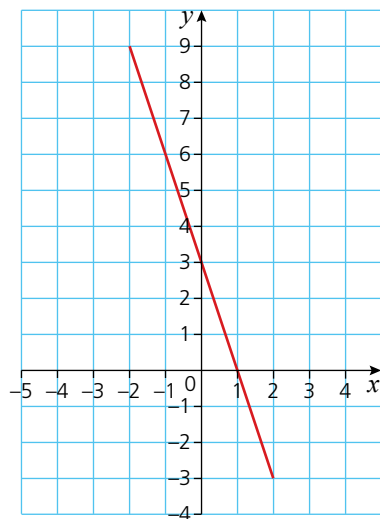
*Exercise 21.15 (cont)*

Calculate:

- the equation of the line passing through the points A and B
- the equation of the line passing through A and C
- the length of the line segment BC to 1 d.p.
- the coordinates of the midpoints of all three sides of the triangle.

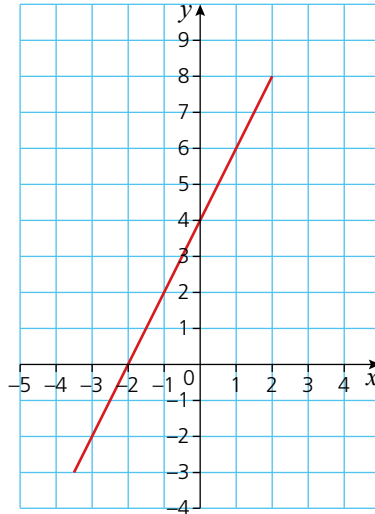
**? Student assessment 1**

- For each of the following lines, select two points on the line and then calculate its gradient.

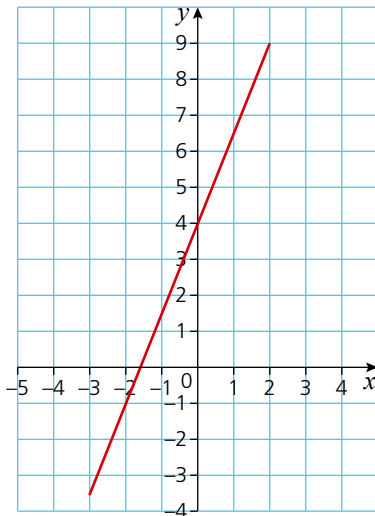
**a****b**

2 Find the equation of the straight line for each of the following:

a



b



3 Calculate the gradient and y-intercept for each of the following linear equations:

a  $y = -3x + 4$

b  $\frac{1}{3}y - x = 2$

c  $2x + 4y - 6 = 0$

4 Write down the equation of the line parallel to the line  $y = -\frac{2}{3}x + 4$  which passes through the point  $(6, 2)$ .

5 Plot the following graphs on the same pair of axes, labelling each clearly.

a  $x = -2$

b  $y = 3$

c  $y = 2x$

d  $y = -\frac{x}{2}$

6 Solve the following pairs of simultaneous equations graphically:

a  $x + y = 4$

b  $3x + y = 2$

$x - y = 0$

$x - y = 2$

c  $y + 4x + 4 = 0$

d  $x - y = -2$

$x + y = 2$

$3x + 2y + 6 = 0$

7 The coordinates of the end points of two line segments are given below.

For each line segment calculate:

i the length

ii the midpoint.

a  $(-6, -1)$   $(6, 4)$

b  $(1, 2)$   $(7, 10)$

8 Find the equation of the straight line which passes through each of the following pairs of points:

i in the form  $y = mx + c$

ii in the form  $ax + by + c = 0$

a  $(1, -1)$   $(4, 8)$

b  $(0, 7)$   $(3, 1)$

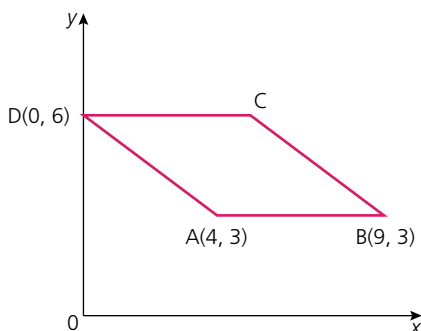
9 A line  $L_1$  passes through the points  $(-2, 5)$  and  $(5, 3)$ .

a Write down the equation of the line  $L_1$ .

Another line  $L_2$  is perpendicular to  $L_1$  and also passes through the point  $(-2, 5)$ .

b Write down the equation of the line  $L_2$ .

10 The diagram below show a rhombus ABCD. The coordinates of A, B and D are given.



a Calculate:

i the coordinate of the point C

ii the equation of the line passing through A and C

iii the equation of the line passing through B and D.

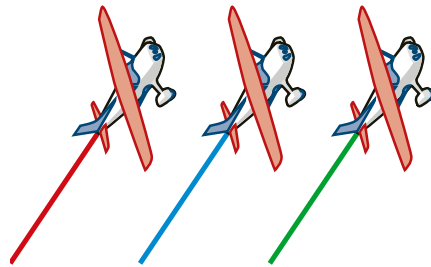
b Are the diagonals of the rhombus perpendicular to each other? Justify your answer.

# Mathematical investigations and ICT

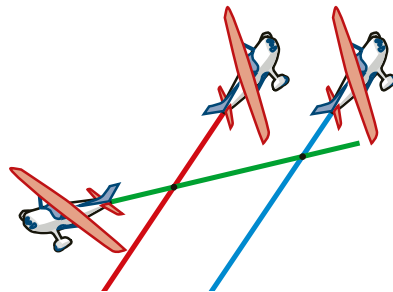
## Plane trails

In an aircraft show, planes are made to fly with a coloured smoke trail. Depending on the formation of the planes, the trails can intersect in different ways.

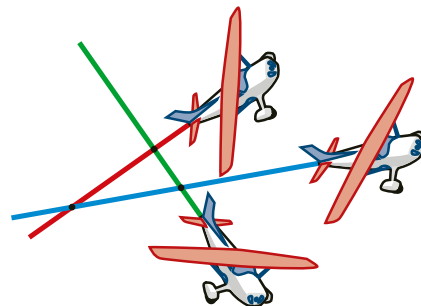
In the diagram below the three smoke trails do not cross, as they are parallel.



In the following diagram, there are two crossing points.



By flying differently, the three planes can produce trails that cross at three points.




- 1 Investigate the connection between the maximum number of crossing points and the number of planes.

- 2 Record the results of your investigation in an ordered table.
- 3 Write an algebraic rule linking the number of planes ( $p$ ) and the maximum number of crossing points ( $n$ ).

### Hidden treasure

A television show sets up a puzzle for its contestants to try and solve. Some buried treasure is hidden on a 'treasure island'. The treasure is hidden in one of the 12 treasure chests shown (right). Each contestant stands by one of the treasure chests.




The treasure is hidden according to the following rule:


- It is not hidden in chest 1.
- Chest 2 is left empty for the time being.
- It is not hidden in chest 3.
- Chest 4 is left empty for the time being.
- It is not hidden in chest 5.

The pattern of crossing out the first chest and then alternate chests is continued until only one chest is left. This will involve going around the circle several times continuing the pattern. The treasure is hidden in the last chest left.


The diagrams below show how the last chest is chosen:



After 1 round, chests 1, 3, 5, 7, 9 and 11 have been discounted.



After the second round, chests 2, 4, 6, 8, 10 and 12 have also been discounted.



After the third round, chests 4 and 12 have also been discounted. This leaves only chest 8.

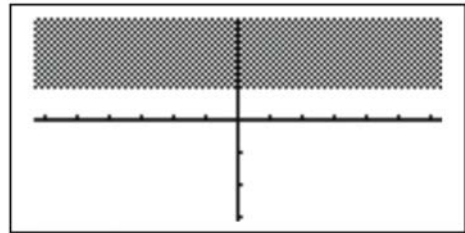
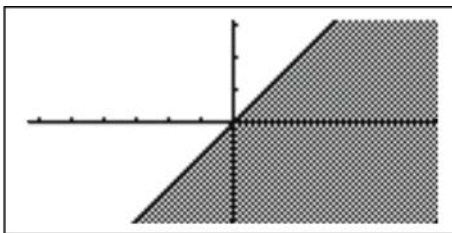
The treasure is therefore hidden in chest 8.

Unfortunately for participants, the number of contestants changes each time.

- 1 Investigate which treasure chest you would choose if there are:
  - a 4 contestants
  - b 5 contestants
  - c 8 contestants
  - d 9 contestants
  - e 15 contestants.
- 2 Investigate the winning treasure chest for other numbers of contestants and enter your results in an ordered table.
- 3 State any patterns you notice in your table of results.
- 4 Use your patterns to predict the winning chest for 31, 32 and 33 contestants.
- 5 Write a rule linking the winning chest  $x$  and the number of contestants  $n$ .

## ICT activity

A graphics calculator is able to graph inequalities and shade the appropriate region. The examples below show some screenshots taken from a graphics calculator.



Investigate how a graphics calculator can graph linear inequalities.

# TOPIC 4

---

# Geometry

---

## Contents

Chapter 22 Geometrical vocabulary and construction (E4.1, E4.2, E4.3)

Chapter 23 Similarity and congruence (E4.4, E4.5)

Chapter 24 Symmetry (E4.6)

Chapter 25 Angle properties (E4.7)

## Syllabus

### E4.1

Use and interpret the geometrical terms: point, line, parallel, bearing, right angle, acute, obtuse and reflex angles, perpendicular, similarity and congruence.

Use and interpret vocabulary of triangles, quadrilaterals, circles, polygons and simple solid figures including nets.

### E4.2

Measure and draw lines and angles.

Construct a triangle given the three sides using ruler and pair of compasses only.

### E4.3

Read and make scale drawings.

### E4.4

Calculate lengths of similar figures.

Use the relationships between areas of similar triangles, with corresponding results for similar figures and extension to volumes and surface areas of similar solids.

### E4.5

Use the basic congruence criteria for triangles (SSS, ASA, SAS, RHS).

### E4.6

Recognise rotational and line symmetry (including order of rotational symmetry) in two dimensions.

Recognise symmetry properties of the prism (including cylinder) and the pyramid (including cone).

Use the following symmetry properties of circles:

- equal chords are equidistant from the centre
- the perpendicular bisector of a chord passes through the centre
- tangents from an external point are equal in length.

### E4.7

Calculate unknown angles using the following geometrical properties:

- angles at a point
- angles at a point on a straight line and intersecting straight lines
- angles formed within parallel lines
- angle properties of triangles and quadrilaterals
- angle properties of regular polygons
- angle in a semicircle
- angle between tangent and radius of a circle
- angle properties of irregular polygons
- angle at the centre of a circle is twice the angle at the circumference
- angles in the same segment are equal
- angles in opposite segments are supplementary; cyclic quadrilaterals.
- alternate segment theorem.

## The Greeks

Many of the great Greek mathematicians came from the Greek Islands, from cities such as Ephesus or Miletus (which are in present day Turkey) or from Alexandria in Egypt. This section briefly mentions some of the Greek mathematicians of 'The Golden Age'. You may wish to find out more about them.

Thales of Alexandria invented the 365-day calendar and predicted the dates of eclipses of the Sun and the Moon.

Pythagoras of Samos founded a school of mathematicians and worked with geometry. His successor as leader was Theano, the first woman to hold a major role in mathematics.

Eudoxus of Asia Minor (Turkey) worked with irrational numbers like pi and discovered the formula for the volume of a cone.

Euclid of Alexandria formed what would now be called a university department. His book became the set text in schools and universities for 2000 years.

Apollonius of Perga (Turkey) worked on, and gave names to, the parabola, the hyperbola and the ellipse.

Archimedes is accepted today as the greatest mathematician of all time. However, he was so far ahead of his time that his influence on his contemporaries was limited by their lack of understanding.



Archimedes (287–212BCE)

# Geometrical vocabulary and construction

## Angles and lines

Different types of angle have different names:

**acute angles** lie between  $0^\circ$  and  $90^\circ$

**right angles** are exactly  $90^\circ$

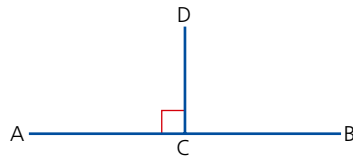
**obtuse angles** lie between  $90^\circ$  and  $180^\circ$

**reflex angles** lie between  $180^\circ$  and  $360^\circ$

To find the shortest distance between two points, you measure the length of the **straight line** which joins them.

Two lines which meet at right angles are **perpendicular** to each other.

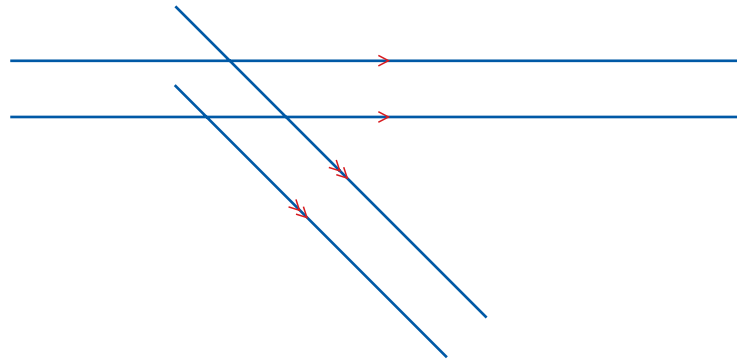
So in the diagram below, CD is **perpendicular** to AB and AB is perpendicular to CD.



If the lines AD and BD are drawn to form a triangle, the line CD can be called the **height** or **altitude** of the triangle ABD.

**Parallel** lines are straight lines which can be continued to infinity in either direction without meeting.

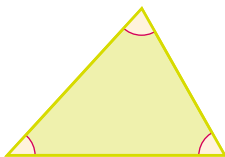
Railway lines are an example of parallel lines. Parallel lines are marked with arrows as shown:



## Triangles

Triangles can be described in terms of their sides or their angles, or both.

An **acute-angled** triangle has all its angles less than  $90^\circ$ .



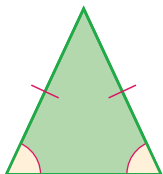
A **right-angled** triangle has an angle of  $90^\circ$ .



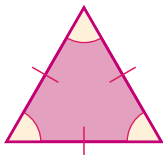
An **obtuse-angled** triangle has one angle greater than  $90^\circ$ .



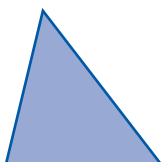
An **isosceles** triangle has two sides of equal length, and the angles opposite the equal sides are equal.



An **equilateral** triangle has three sides of equal length and three equal angles.



A **scalene** triangle has three sides of different lengths and all three angles are different.



## Congruent triangles

**Congruent** triangles are **identical**. They have corresponding sides of the same length and **corresponding angles** which are equal.

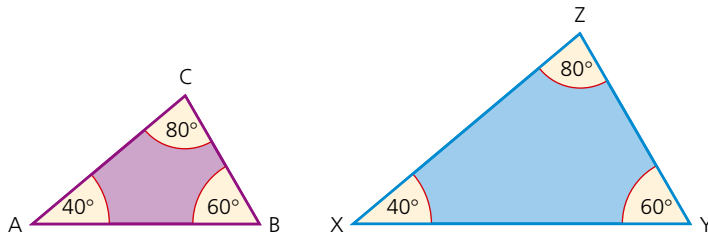
Triangles are congruent if any of the following can be proved:

- Three corresponding sides are equal (S S S);
- Two corresponding sides and the included angle are equal (S A S);
- Two angles and the corresponding side are equal (A S A);
- Each triangle has a right angle, and the hypotenuse and a corresponding side are equal in length (R H S).

## Similar triangles

If the angles of two triangles are the same, then their corresponding sides will also be in proportion to each other. When this is the case, the triangles are said to be **similar**.

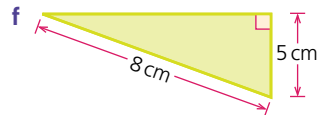
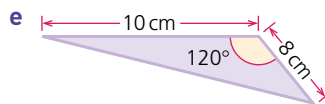
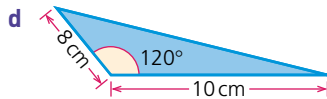
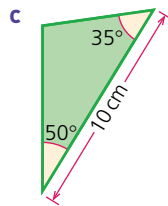
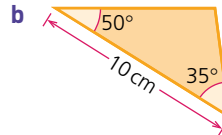
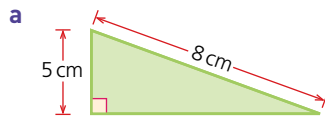
In the diagram below, triangle ABC is similar to triangle XYZ. Similar shapes are covered in more detail in Chapter 23.

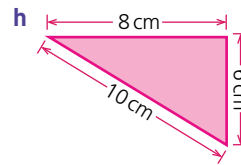
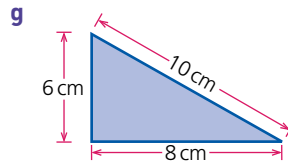


*NB: All diagrams are not drawn to scale.*

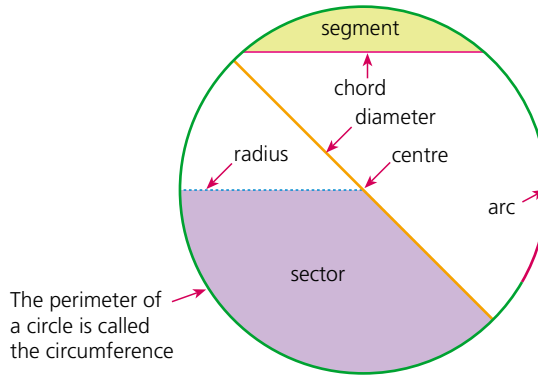
### Exercise 22.1

1 In the diagrams below, identify pairs of congruent triangles. Give reasons for your answers.






## Circles



## Quadrilaterals

A **quadrilateral** is a plane shape consisting of four angles and four sides. There are several types of quadrilateral. The main ones and their properties are described below.

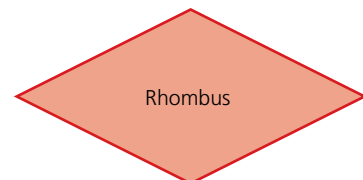
- Two pairs of parallel sides.
- All sides are equal.
- All angles are equal.
- Diagonals intersect at right angles.



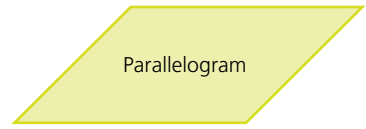
- Two pairs of parallel sides.
- Opposite sides are equal.
- All angles are equal.



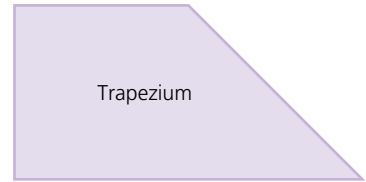
- Two pairs of parallel sides.
- All sides are equal.
- Opposite angles are equal.
- Diagonals intersect at right angles.



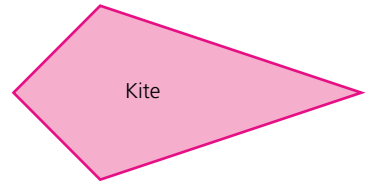
Two pairs of parallel sides.  
 Opposite sides are equal.  
 Opposite angles are equal.



One pair of parallel sides.  
 An **isosceles trapezium** has one pair of parallel sides and the other pair of sides are equal in length.



Two pairs of equal sides.  
 One pair of equal angles.  
 Diagonals intersect at right angles.



**Exercise 22.2** 1 Copy and complete the following table. The first line has been started for you.

	Rectangle	Square	Parallelogram	Kite	Rhombus	Equilateral triangle
Opposite sides equal in length	Yes	Yes				
All sides equal in length						
All angles right angles						
Both pairs of opposite sides parallel						
Diagonals equal in length						
Diagonals intersect at right angles						
All angles equal						

## Polygons

Any two-dimensional closed figure made up of straight lines is called a **polygon**.

If the sides are the same length and the interior angles are equal, the figure is called a **regular polygon**.

The names of the common polygons are:

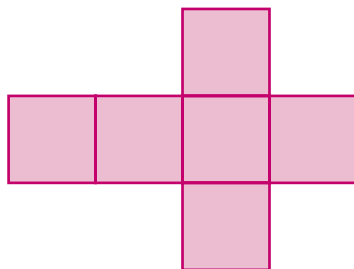
3 sides	<b>triangle</b>
4 sides	<b>quadrilateral</b>
5 sides	<b>pentagon</b>
6 sides	<b>hexagon</b>
7 sides	<b>heptagon</b>
8 sides	<b>octagon</b>
10 sides	<b>decagon</b>
12 sides	<b>dodecagon</b>

Two polygons are said to be **similar** if

- a** their angles are the same
- b** corresponding sides are in proportion.

## Nets

The diagram below is the **net** of a cube. It shows the faces of the cube opened out into a two-dimensional plan. The net of a three-dimensional shape can be folded up to make that shape.



### Exercise 22.3

Draw the following on squared paper:

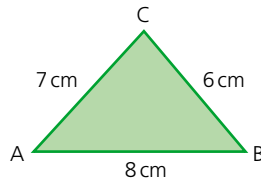
- 1 Two other possible nets of a cube.
- 2 The net of a cuboid (rectangular prism).
- 3 The net of a triangular prism.
- 4 The net of a cylinder.
- 5 The net of a square-based **pyramid**.
- 6 The net of a tetrahedron.

## Constructing triangles

Triangles can be drawn accurately by using a ruler and a pair of compasses. This is called **constructing** a triangle.

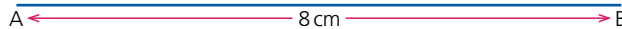
### → Worked example

The sketch shows the triangle ABC.



Construct the triangle ABC given that:  
 $AB = 8\text{ cm}$ ,  $BC = 6\text{ cm}$  and  $AC = 7\text{ cm}$

- Draw the line AB using a ruler:

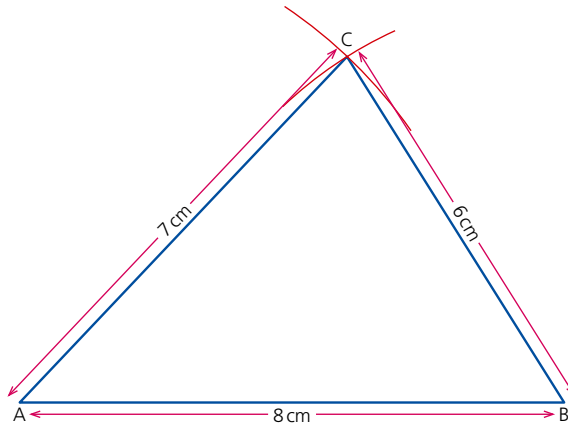


- Open up a pair of compasses to 6 cm. Place the compass point on B and draw an arc:



- Note that every point on the arc is 6 cm away from B.
- Open up the pair of compasses to 7 cm. Place the compass point on A and draw another arc, with centre A and radius 7 cm, ensuring that it intersects with the first arc. Every point on the second arc is 7 cm from A. Where the two arcs intersect is point C, as it is both 6 cm from B and 7 cm from A.

- Join C to A and C to B:



### Exercise 22.4

Using only a ruler and a pair of compasses, construct the following triangles:

- 1  $\triangle ABC$  where  $AB = 10$  cm,  $AC = 7$  cm and  $BC = 9$  cm
- 2  $\triangle LMN$  where  $LM = 4$  cm,  $LN = 8$  cm and  $MN = 5$  cm
- 3  $\triangle PQR$ , an equilateral triangle of side length 7 cm
- 4 a  $\triangle ABC$  where  $AB = 8$  cm,  $AC = 4$  cm and  $BC = 3$  cm  
b Is this triangle possible? Explain your answer.

## Scale drawings

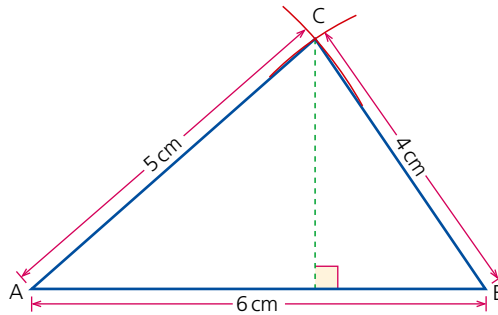
Scale drawings are used when an accurate diagram, drawn in proportion, is needed. Common uses of scale drawings include maps and plans. The use of scale drawings involves understanding how to scale measurements.

### Worked examples

- a A map is drawn to a scale of 1:10000. If two objects are 1 cm apart on the map, how far apart are they in real life? Give your answer in metres.  
A scale of 1:10000 means that 1 cm on the map represents 10000 cm in real life.  
Therefore the distance = 10000 cm  
= 100 m
- b A model boat is built to a scale of 1:50. If the length of the real boat is 12 m, calculate the length of the model boat in cm.  
A scale of 1:50 means that 50 cm on the real boat is 1 cm on the model boat.  
12 m = 1200 cm  
Therefore the length of the model boat =  $1200 \div 50$  cm  
= 24 cm

## 22 GEOMETRICAL VOCABULARY AND CONSTRUCTION

- c i Construct, to a scale of 1:1, a triangle ABC such that AB = 6 cm, AC = 5 cm and BC = 4 cm.



- ii Measure the perpendicular length of C from AB.  
Perpendicular length is 3.3 cm.  
iii Calculate the area of the triangle.

$$\text{Area} = \frac{\text{base length} \times \text{perpendicular height}}{2}$$

$$\text{Area} = \frac{6 \times 3.3}{2} \text{ cm} = 9.9 \text{ cm}^2$$

### Exercise 22.5

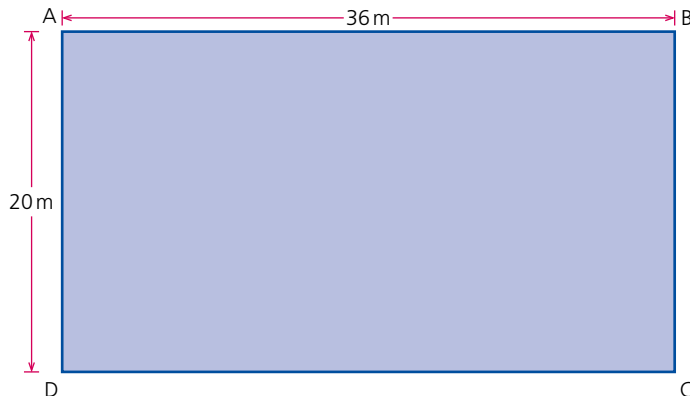
- 1 In the following questions, both the scale to which a map is drawn and the distance between two objects on the map are given.  
Find the real distance between the two objects, giving your answer in metres.

- |   |          |        |   |          |        |
|---|----------|--------|---|----------|--------|
| a | 1:10 000 | 3 cm   | b | 1:10 000 | 2.5 cm |
| c | 1:20 000 | 1.5 cm | d | 1:8000   | 5.2 cm |

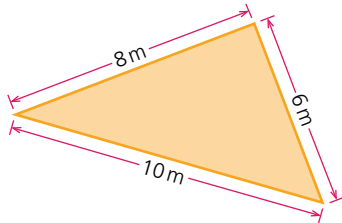
- 2 In the following questions, both the scale to which a map is drawn and the true distance between two objects are given.  
Find the distance between the two objects on the map, giving your answer in cm.

- |   |          |        |   |          |        |
|---|----------|--------|---|----------|--------|
| a | 1:15 000 | 1.5 km | b | 1:50 000 | 4 km   |
| c | 1:10 000 | 600 m  | d | 1:25 000 | 1.7 km |

- 3 A rectangular pool measures 20 m by 36 m as shown below:



- a Construct a scale drawing of the pool, using 1 cm for every 4 m.
  - b A boy sets off across the pool from D in such a way that his path is in the direction of a point which is 40 m from D and 30 m from C. Show, by construction, the path that he takes.
  - c Work out the distance the boy swam.
- 4 A triangular enclosure is shown in the diagram below:

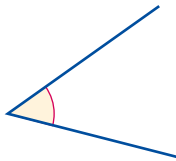


- a Using a scale of 1 cm for each metre, construct a scale drawing of the enclosure.
- b Calculate the true area of the enclosure.

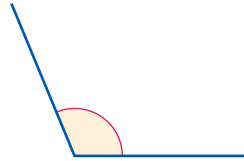
## ? Student assessment 1

1 Are the angles below acute, obtuse, reflex or right angles?

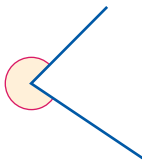
a



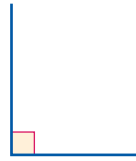
b



c



d

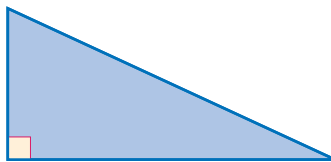


- 2 Draw and label two pairs of intersecting parallel lines.
- 3 Identify the types of triangles below in two ways (for example, obtuse-angled scalene triangle):

a



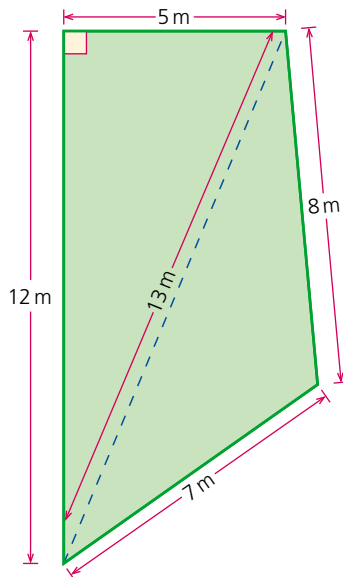
b



- 4 Draw a circle of radius 3 cm. Mark on it:
- a a diameter
  - b a **chord**
  - c a sector.
- 5 Draw a rhombus and write down three of its properties.
- 6 On squared paper, draw the net of a triangular prism.

7 Construct  $\triangle ABC$  such that  $AB = 8$  cm,  $AC = 6$  cm and  $BC = 12$  cm.

8 A plan of a living room is shown below:



a Using a pair of compasses, construct a scale drawing of the room using 1 cm for every metre.

b Using a set square if necessary, calculate the total area of the actual living room.

9 In the following questions, both the scale to which a map is drawn and the true distance between two objects are given. Find the distance between the two objects on the map, giving your answer in cm.

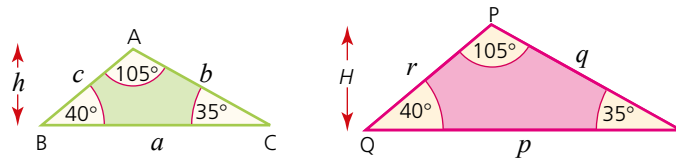
- a 1:20000      4.4 km                      b 1:50000      12.2 km

# 23

## Similarity and congruence

*NB: All diagrams are not drawn to scale.*

### Similar shapes



Two polygons are said to be **similar** if a) they are equi-angular and b) corresponding sides are in proportion.

For triangles, being equi-angular implies that corresponding sides are in proportion. The converse is also true.

In the diagrams  $\triangle ABC$  and  $\triangle PQR$  are similar.

For similar figures the ratios of the lengths of the sides are the same and represent the **scale factor**, i.e.

$$\frac{p}{a} = \frac{q}{b} = \frac{r}{c} = k \quad (\text{where } k \text{ is the scale factor of enlargement})$$

The heights of similar triangles are proportional also:

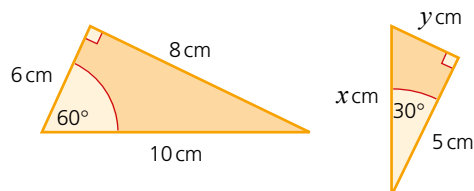
$$\frac{H}{h} = \frac{p}{a} = \frac{q}{b} = \frac{r}{c} = k$$

The ratio of the areas of similar triangles (the **area factor**) is equal to the square of the scale factor.

$$\frac{\text{Area of } PQR}{\text{Area of } ABC} = \frac{\frac{1}{2}H \times p}{\frac{1}{2}h \times a} = \frac{H}{h} \times \frac{p}{a} = k \times k = k^2$$

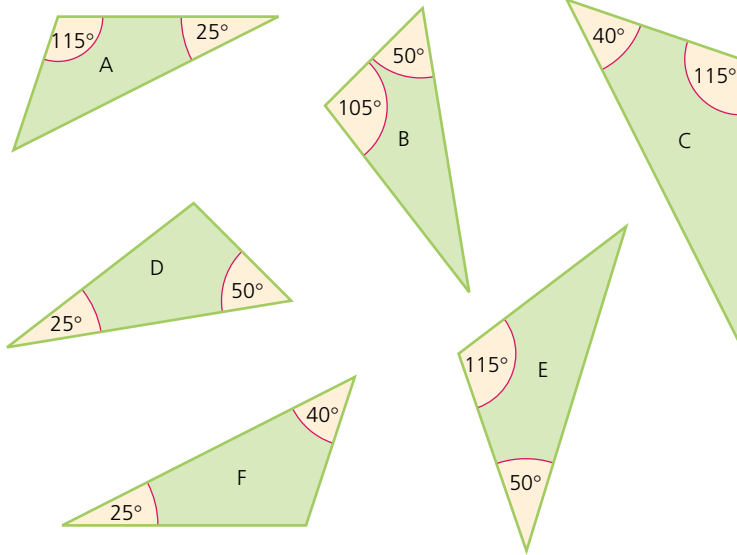
### Exercise 23.1

- 1 a Explain why the two triangles (below) are similar.
- b Calculate the scale factor which reduces the larger triangle to the smaller one.
- c Calculate the value of  $x$  and the value of  $y$ .

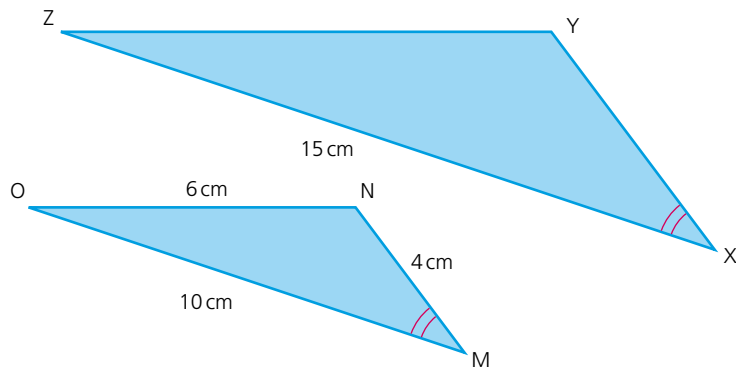


Exercise 23.1 (cont)

2 Which of the triangles below are similar?

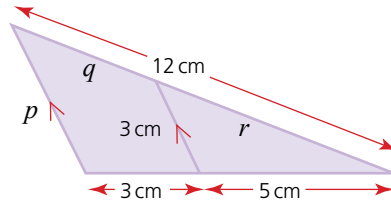


3 The triangles below are similar.

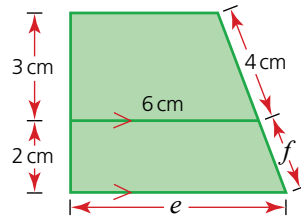


- a Calculate the length XY.
- b Calculate the length YZ.

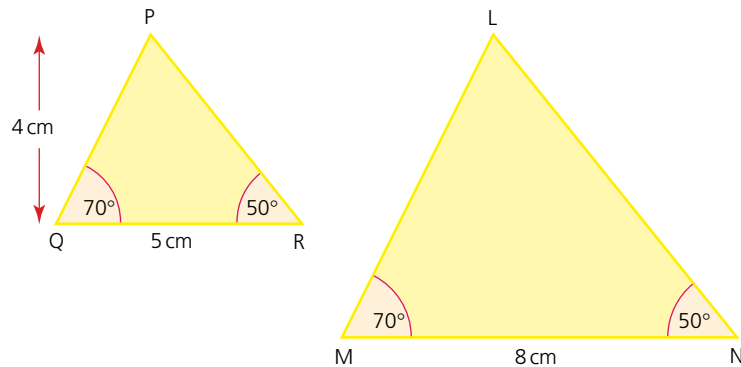
4 In the triangle calculate the lengths of sides  $p$ ,  $q$  and  $r$ .



- 5 In the trapezium calculate the lengths of the sides  $e$  and  $f$ .

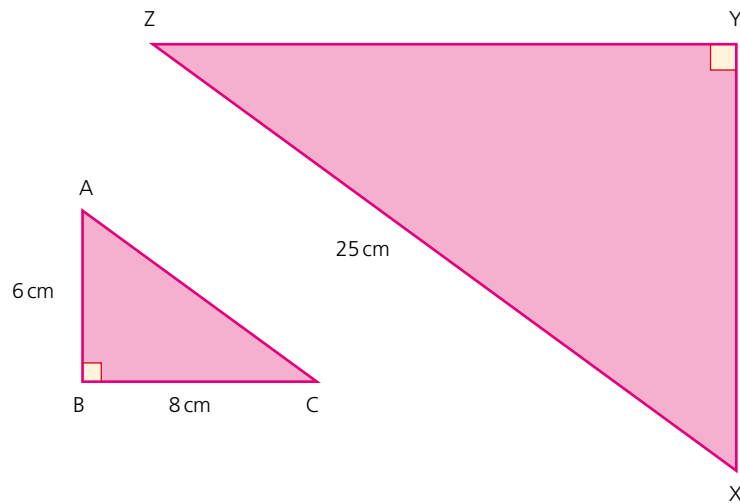


- 6 The triangles PQR and LMN are similar.



Calculate:

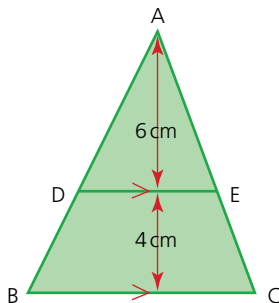
- the area of  $\Delta PQR$
  - the scale factor of enlargement
  - the area of  $\Delta LMN$ .
- 7 The triangles ABC and XYZ below are similar.



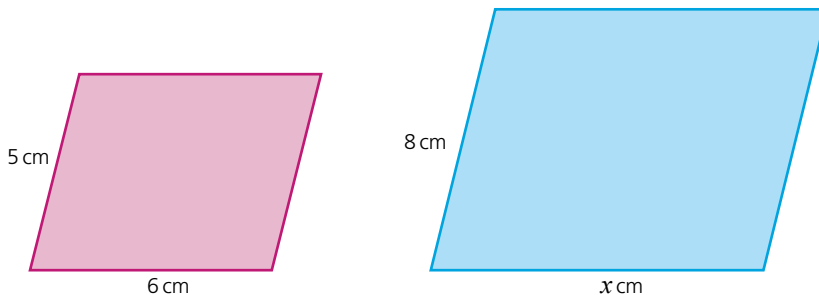
- Using Pythagoras' theorem calculate the length of AC.
- Calculate the scale factor of enlargement.
- Calculate the area of  $\Delta XYZ$ .

Exercise 23.1 (cont)

- 8 The triangle ADE shown has an area of  $12 \text{ cm}^2$   
 a Calculate the area of  $\triangle ABC$ .  
 b Calculate the length BC.

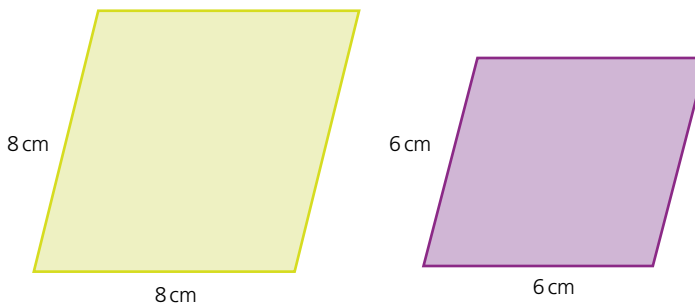


- 9 The parallelograms below are similar.



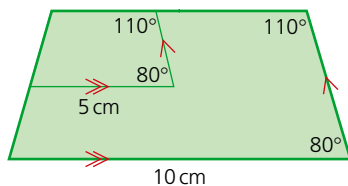
Calculate the length of the side marked  $x$ .

- 10 The diagram below shows two rhombuses.



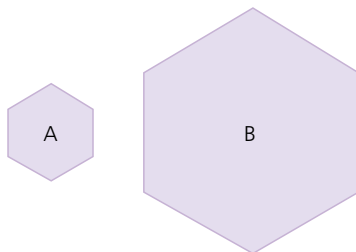
Explain, giving reasons, whether the two rhombuses are definitely similar.

- 11 The diagram shows a trapezium within a trapezium. Explain, giving reasons, whether the two trapezia are definitely similar.



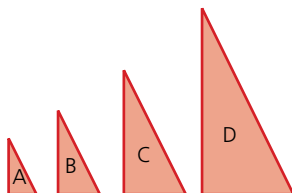
## Exercise 23.2

- 1 In the hexagons below, hexagon B is an enlargement of hexagon A by a scale factor of 2.5.



If the area of A is  $8 \text{ cm}^2$ , calculate the area of B.

- 2 P and Q are two regular pentagons. Q is an enlargement of P by a scale factor of 3. If the area of pentagon Q is  $90 \text{ cm}^2$ , calculate the area of P.
- 3 The diagram below shows four triangles A, B, C and D. Each is an enlargement of the previous one by a scale factor of 1.5



- a If the area of C is  $202.5 \text{ cm}^2$ , calculate the area of:
- triangle D
  - triangle B
  - triangle A.
- b If the triangles were to continue in this sequence, which letter triangle would be the first to have an area greater than  $15000 \text{ cm}^2$ ?
- 4 A square is enlarged by increasing the length of its sides by 10%. If the length of its sides was originally 6 cm, calculate the area of the enlarged square.
- 5 A square of side length 4 cm is enlarged by increasing the lengths of its sides by 25% and then increasing them by a further 50%. Calculate the area of the final square.
- 6 An equilateral triangle has an area of  $25 \text{ cm}^2$ . If the lengths of its sides are reduced by 15%, calculate the area of the reduced triangle.

## Area and volume of similar shapes

Earlier in the chapter we found the following relationship between the scale factor and the area factor of enlargement:

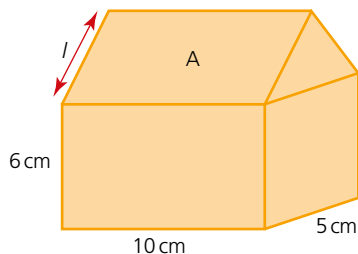
$$\text{Area factor} = (\text{scale factor})^2$$

A similar relationship can be stated for volumes of similar shapes:

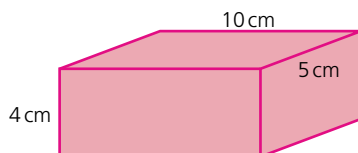
$$\text{i.e. Volume factor} = (\text{scale factor})^3$$

### Exercise 23.3

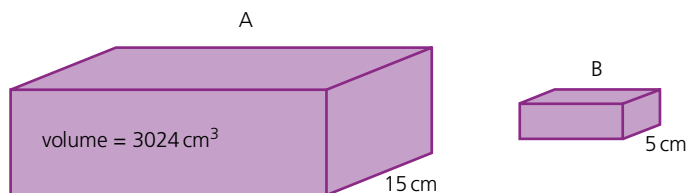
- 1 The diagram shows a scale model of a garage. Its width is 5 cm, its length 10 cm and the height of its walls 6 cm.



- a If the width of the real garage is 4 m, calculate:
- the length of the real garage
  - the real height of the garage wall.
- b If the apex of the roof of the real garage is 2 m above the top of the walls, use Pythagoras' theorem to find the real slant length  $l$ .
- c What is the area of the roof section A on the model?
- 2 A cuboid has dimensions as shown in the diagram.

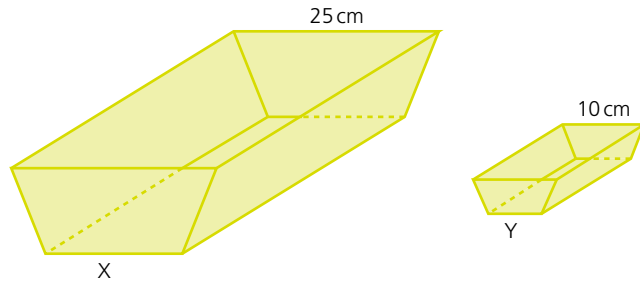


- If the cuboid is enlarged by a scale factor of 2.5, calculate:
- the total surface area of the original cuboid
  - the total surface area of the enlarged cuboid
  - the volume of the original cuboid
  - the volume of the enlarged cuboid.
- 3 A cube has side length 3 cm.
- Calculate its total surface area.
  - If the cube is enlarged and has a total surface area of  $486 \text{ cm}^2$ , calculate the scale factor of enlargement.
  - Calculate the volume of the enlarged cube.
- 4 Two cubes P and Q are of different sizes. If  $n$  is the ratio of their corresponding sides, express in terms of  $n$ :
- the ratio of their surface areas
  - the ratio of their volumes.
- 5 The cuboids A and B shown below are similar.



Calculate the volume of cuboid B.

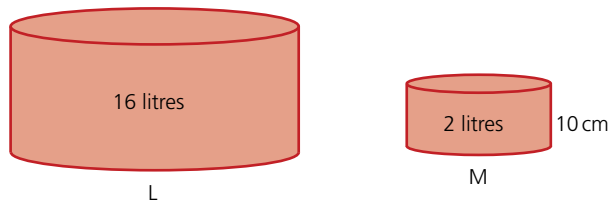
- 6 Two similar troughs X and Y are shown below.



If the capacity of X is 10 litres, calculate the capacity of Y.

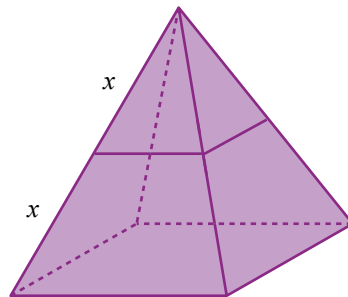
Exercise 23.4

- 1 The two cylinders L and M shown below are similar.



If the height of cylinder M is 10 cm, calculate the height of cylinder L.

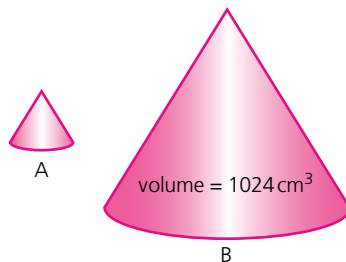
- 2 A square-based pyramid (below) is cut into two shapes by a cut running parallel to the base and made halfway up.



- Calculate the ratio of the **volume of the smaller pyramid** to that of the original one.
- Calculate the ratio of the volume of the small pyramid to that of the truncated base.

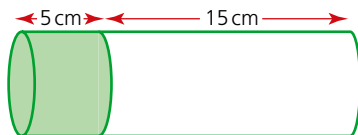
- 3 The two **cones** A and B are similar. Cone B is an enlargement of A by a scale factor of 4.

If the **volume of cone B** is  $1024 \text{ cm}^3$ , calculate the volume of cone A.

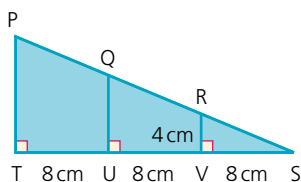


Exercise 23.4 (cont)

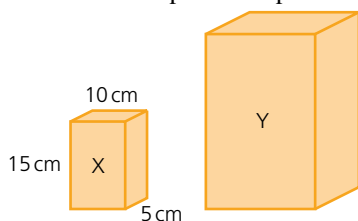
- 4 a Stating your reasons clearly, decide whether the two cylinders shown are similar or not.



- b What is the ratio of the curved surface area of the shaded cylinder to that of the unshaded cylinder?
- 5 The diagram shows a triangle.
- a Calculate the area of  $\triangle RSV$ .
- b Calculate the area of  $\triangle QSU$ .
- c Calculate the area of  $\triangle PST$ .



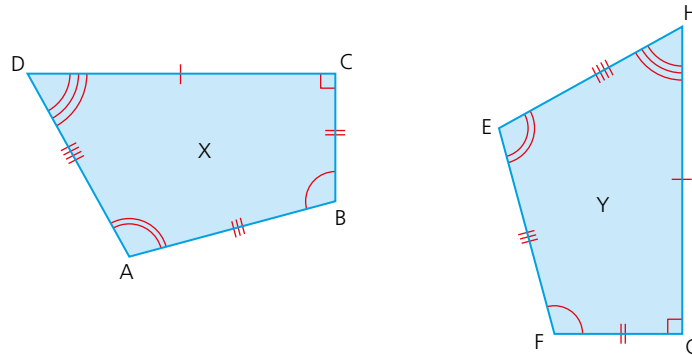
- 6 The area of an island on a map is  $30\text{ cm}^2$ . The scale used on the map is 1:100000.
- a Calculate the area in square kilometres of the real island.
- b An airport on the island is on a rectangular piece of land measuring 3 km by 2 km. Calculate the area of the airport on the map in  $\text{cm}^2$ .
- 7 The two packs of cheese X and Y are similar. The total surface area of pack Y is four times that of pack X. Calculate:
- a the dimensions of pack Y
- b the mass of pack X if pack Y has a mass of 800 g.



## Congruent shapes

Two shapes are **congruent** if their corresponding sides are the same length and their corresponding angles are the same size, i.e. the shapes are exactly the same size and shape.

Shapes X and Y are congruent:



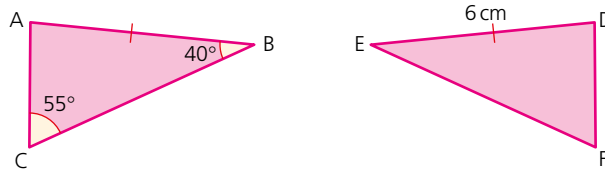
They are congruent as  $AB = EF$ ,  $BC = FG$ ,  $CD = GH$  and  $DA = HE$ .  
Also angle  $DAB = \text{angle } HEF$ , angle  $ABC = \text{angle } EFG$ , angle  $BCD = \text{angle } FGH$  and angle  $CDA = \text{angle } GHE$ .

Congruent shapes can therefore be reflections and rotations of each other.

Note: Congruent shapes are, by definition, also similar, but similar shapes are not necessarily congruent.

### → Worked example

Triangles ABC and DEF are congruent:



- a Calculate the size of angle  $FDE$ .

As the two triangles are congruent angle  $FDE = \text{angle } CAB$

$$\text{angle } CAB = 180^\circ - 40^\circ - 55^\circ = 85^\circ$$

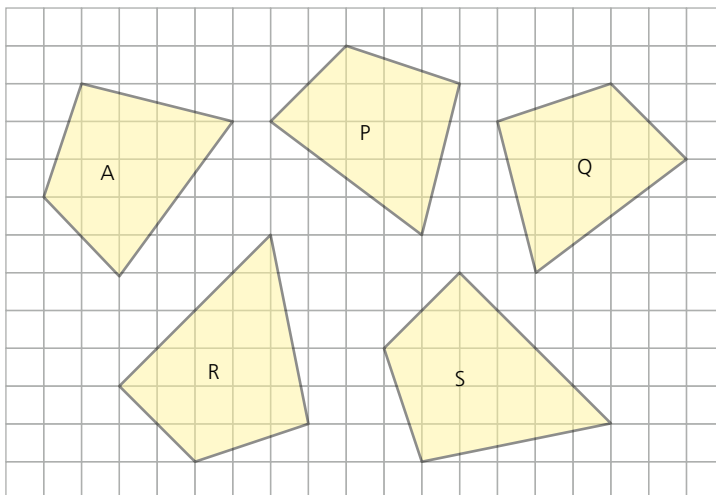
Therefore angle  $FDE = 85^\circ$

- b Deduce the length of AB.

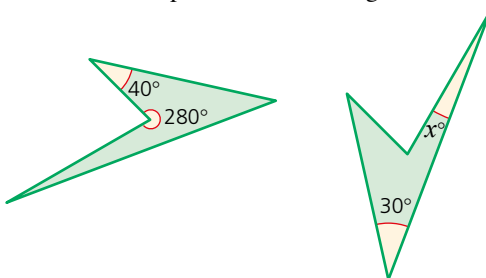
As  $AB = DE$ ,  $AB = 6 \text{ cm}$

Exercise 23.5

- 1 Look at the shapes on the grid below. Which shapes are congruent to shape A?



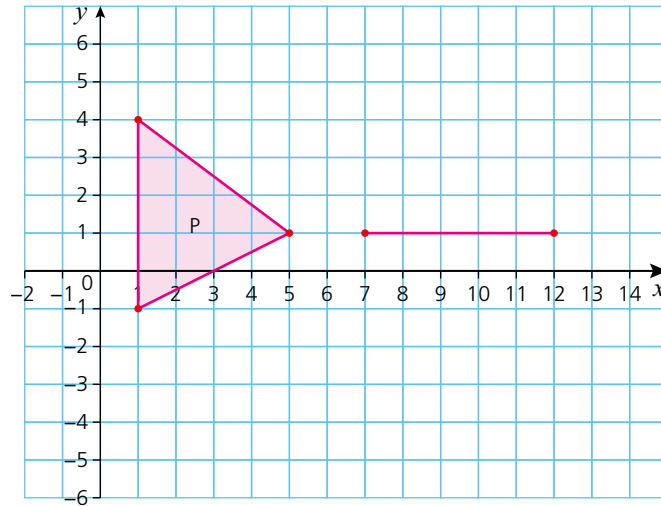
- 2 The two shapes below are congruent:



Calculate the size of  $x$ .

- 3 A quadrilateral is plotted on a pair of axes. The coordinates of its four vertices are  $(0, 1)$ ,  $(0, 5)$ ,  $(3, 4)$  and  $(3, 3)$ . Another quadrilateral, congruent to the first, is also plotted on the same axes. Three of its vertices have coordinates  $(6, 5)$ ,  $(5, 2)$  and  $(4, 2)$ . Calculate the coordinates of the fourth vertex.

- 4 Triangle P is drawn on a graph. One side of another triangle, Q, is also shown.



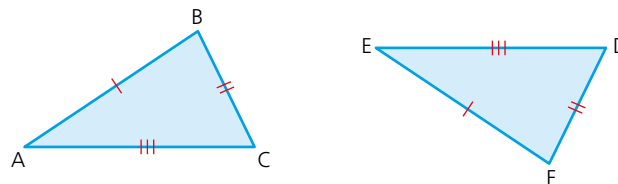
If triangles P and Q are congruent, give all the possible coordinates for the position of the missing vertex.

## Congruent triangles

As already stated, with congruent shapes, all corresponding sides are the same length and all corresponding angles the same size. However, to decide whether two triangles are congruent to each other, not all the lengths and angles need to be stated.

### Side – side – side (SSS)

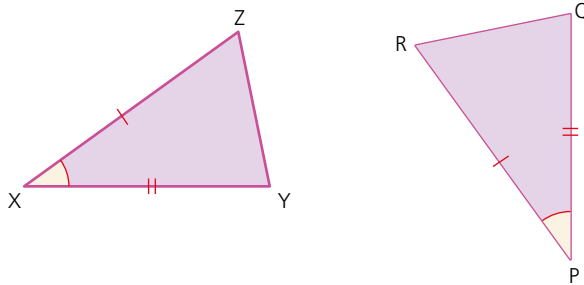
When two triangles have corresponding sides that are the same length, then the triangles are congruent. For example:



$\triangle ABC = \triangle DEF$ , therefore the triangles are congruent.

### Side – angle – side (SAS)

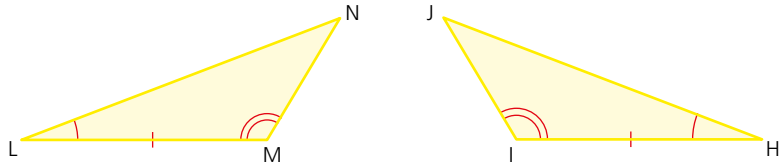
When two triangles have two corresponding sides of the same length and the angle between them is also of the same size, then the triangles are congruent. For example:



$\Delta XYZ = \Delta PQR$ , therefore the triangles are congruent.

### Angle – side – angle (ASA)

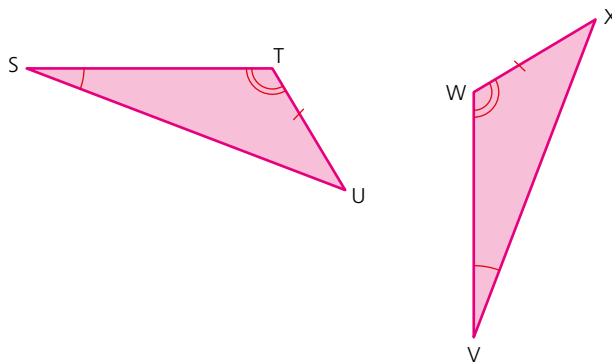
When two triangles have a pair of corresponding angles of the same size and the length of the side between the two angles is also of the same length, then the triangles will be congruent. For example:



$\Delta LMN = \Delta HIJ$ , therefore they are both congruent.

### Angle – angle – side (AAS)

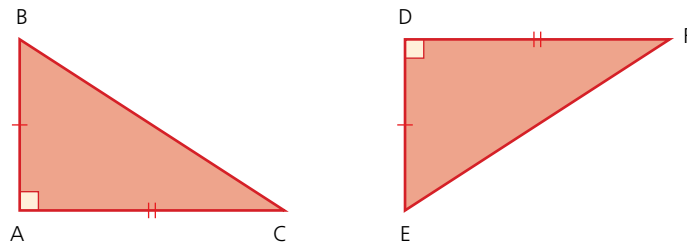
When two triangles have a pair of corresponding angles of the same size and the length of one other corresponding side is the same length, then the triangles are congruent. For example:



$\Delta STU = \Delta VWX$ , therefore the triangles are congruent.

### Right angle – hypotenuse – side (RHS)

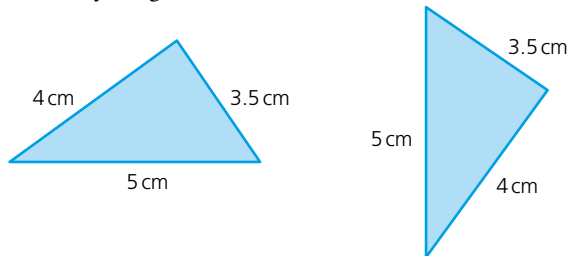
In a right-angled triangle, the hypotenuse and one other side of the triangle are equal to the hypotenuse and corresponding side of the other right-angled triangle, then the triangles will be congruent. E.g.



$\triangle ABC = \triangle DEF$ , therefore they are both congruent

### → Worked examples

- a Explain, justifying your answer, whether the two triangles below are definitely congruent.



As the corresponding sides of both triangles are of equal length, the triangles fulfil the SSS criteria and are therefore congruent.

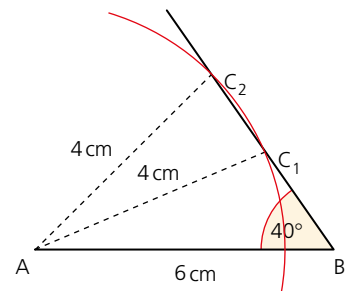
- b Explain, justifying your answer, whether the two triangles below are definitely congruent.



Although two corresponding sides are the same length, the angle between them is not given, therefore it is not an example of SAS.

With the information given, two different triangles are possible as shown below:

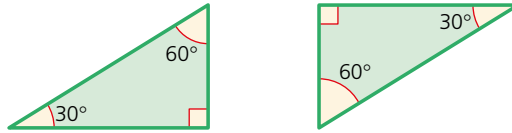
If an arc is drawn with a radius of 4 cm and its centre at A, two positions for the vertex C are possible.



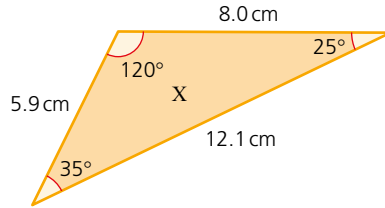
## 23 SIMILARITY AND CONGRUENCE

### Exercise 23.6

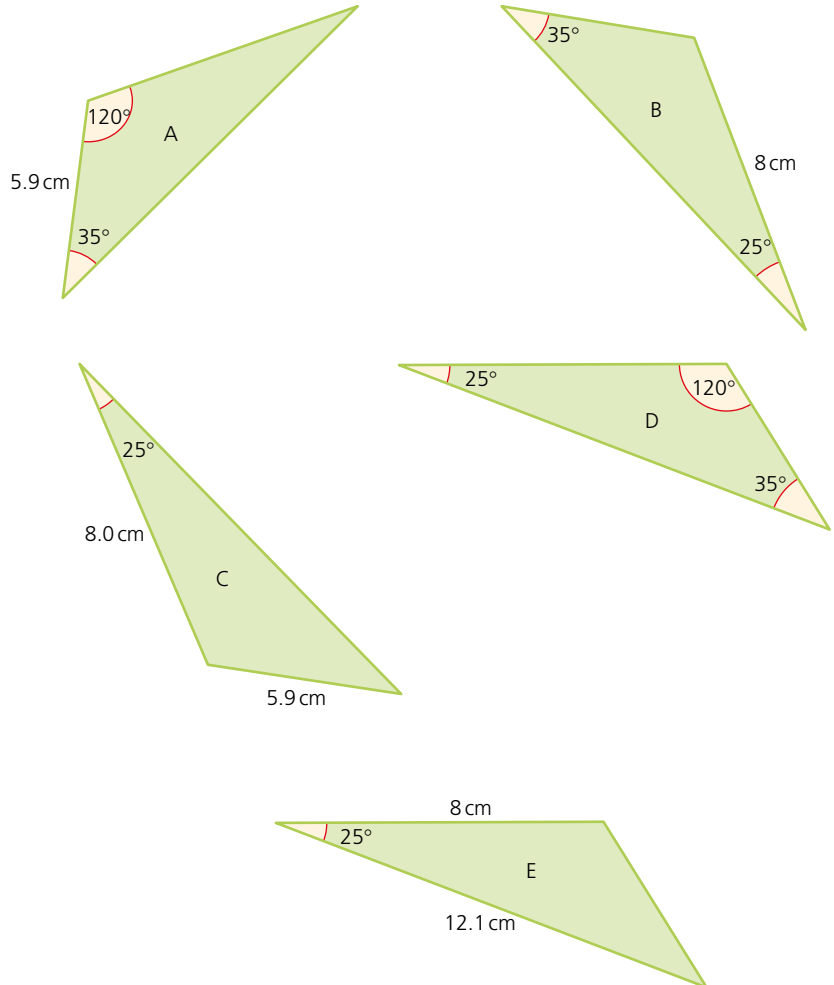
- 1 Explain, justifying your answer, whether the two triangles below are definitely congruent.



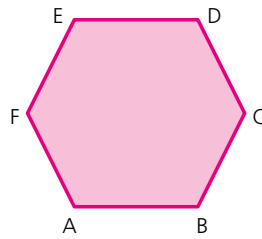
- 2 All three angles and sides of triangle X are given below:



State which of the triangles A–E are definitely congruent to triangle X. Give reasons for your answer.

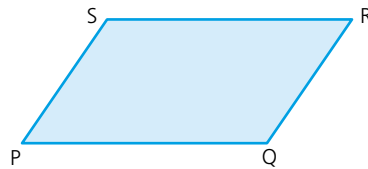


3 Regular hexagon ABCDEF is shown below:



- a Identify two triangles congruent to  $\triangle ACD$ .
- b Identify two triangles congruent to  $\triangle DEF$ .

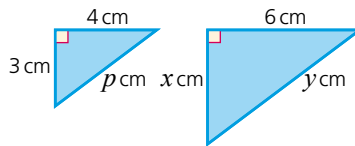
4 Parallelogram PQRS is shown below:



Explain, justifying your answer, whether  $\triangle PQS$  is congruent to  $\triangle QRS$ .

### ? Student assessment 1

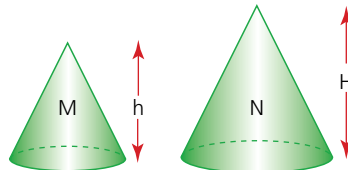
1 The two triangles (below) are similar.



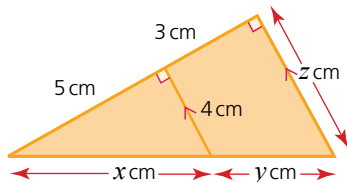
- a Using Pythagoras' theorem, calculate the value of  $p$ .
- b Calculate the values of  $x$  and  $y$ .

2 Cones M and N are similar.

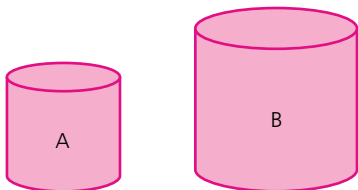
- a Express the ratio of their surface areas in the form, area of M:area of N.
- b Express the ratio of their volumes in the form, volume of M:volume of N.



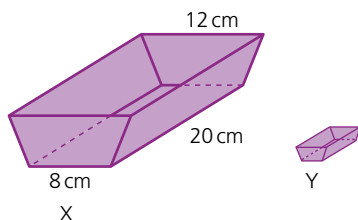
- 3 Calculate the values of  $x$ ,  $y$  and  $z$  in the triangle below.



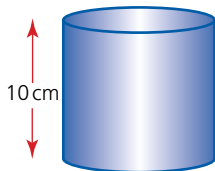
- 4 The tins A and B are similar. The capacity of tin B is three times that of tin A. If the label on tin A has an area of  $75 \text{ cm}^2$ , calculate the area of the label on tin B.



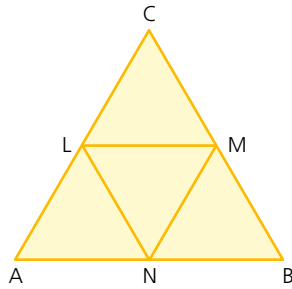
- 5 A cube of side 4 cm is enlarged by a scale factor of 2.5.  
 a Calculate the volume of the enlarged cube.  
 b Calculate the surface area of the enlarged cube.
- 6 The two troughs X and Y are similar. The scale factor of enlargement from Y to X is 4. If the capacity of trough X is  $1200 \text{ cm}^3$ , calculate the capacity of trough Y.



- 7 The rectangular floor plan of a house measures 8 cm by 6 cm. If the scale of the plan is 1 : 50, calculate:  
 a the dimensions of the actual floor,  
 b the area of the actual floor in  $\text{m}^2$ .
- 8 The volume of the cylinder is  $400 \text{ cm}^3$ . Calculate the volume of a similar cylinder formed by enlarging the one shown by a scale factor of 2.



- 9 The diagram below, shows an equilateral triangle ABC. The midpoints L, M and N of each side are also joined.



- a Identify a trapezium congruent to trapezium BCLN.
  - b Identify a triangle similar to  $\triangle LMN$ .
- 10 Decide whether each of the following statements is true or false.
- a All circles are similar.
  - b All squares are similar.
  - c All rectangles are similar.
  - d All equilateral triangles are congruent.


# Symmetry

*NB: All diagrams are not drawn to scale.*

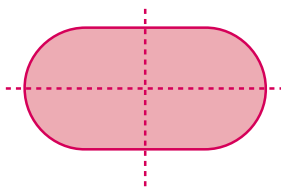
## Symmetry and three-dimensional shapes

A **line of symmetry** divides a two-dimensional (flat) shape into two congruent (identical) shapes.

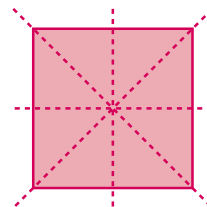
e.g.



1 line of symmetry



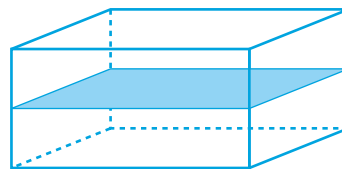
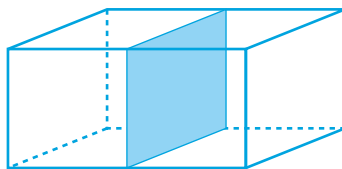
2 lines of symmetry



4 lines of symmetry

A **plane of symmetry** divides a three-dimensional (solid) shape into two congruent solid shapes.

e.g.

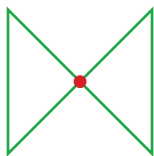


A cuboid has at least three planes of symmetry, two of which are shown above.

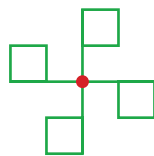
A shape has **reflective symmetry** if it has one or more lines or planes of symmetry.

A two-dimensional shape has **rotational symmetry** if, when rotated about a central point, it is identical to the original shape and orientation. The number of times it does this during a complete revolution is called the **order of rotational symmetry**.

e.g.



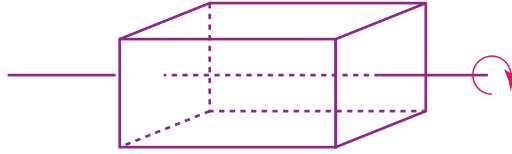
rotational symmetry  
of order 2



rotational symmetry  
of order 4

A three-dimensional shape has **rotational symmetry** if, when rotated about a central axis, it looks the same at certain intervals.

e.g.

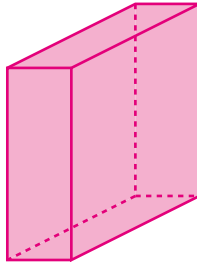


This cuboid has rotational symmetry of order 2 about the axis shown.

### Exercise 24.1

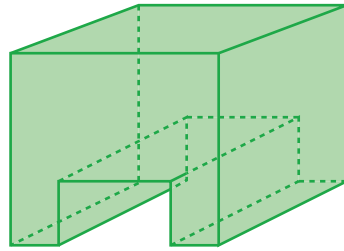
- 1 Draw each of the solid shapes below twice, then:
- on each drawing of the shape, draw a different plane of symmetry,
  - state how many planes of symmetry the shape has in total.

a



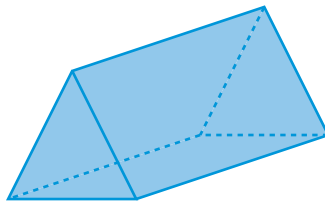
cuboid

b



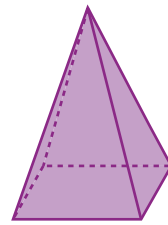
prism

c




equilateral triangular prism

d



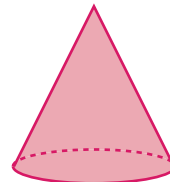
square-based pyramid

e



cylinder


f



cone

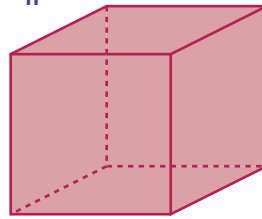
Exercise 24.1 (cont)

g



sphere

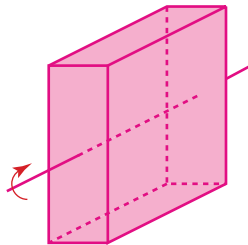
h



cube

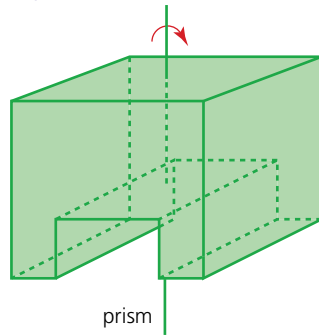
2 For each of the solid shapes shown below determine the order of rotational symmetry about the axis shown.

a



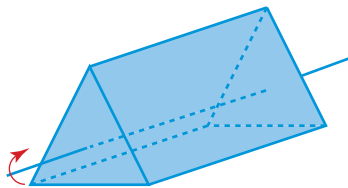
cuboid

b



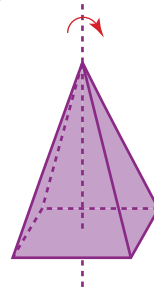
prism

c



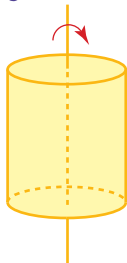
equilateral triangular prism

d



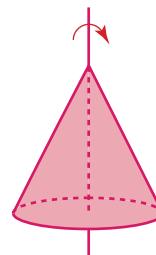
square-based pyramid

e

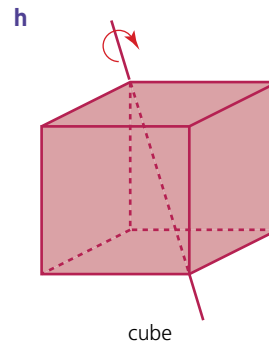
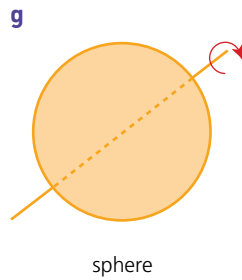


cylinder

f



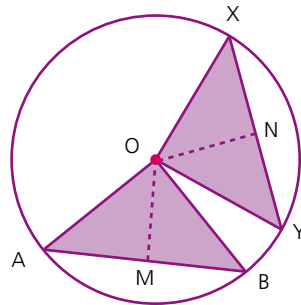
cone



## Circle properties

### Equal chords and perpendicular bisectors

If chords  $AB$  and  $XY$  are of equal length, then, since  $OA$ ,  $OB$ ,  $OX$  and  $OY$  are radii, the triangles  $OAB$  and  $OXY$  are congruent isosceles triangles.

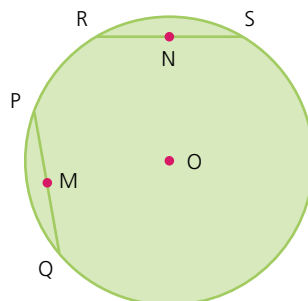


It follows that:

- the section of a line of symmetry  $OM$  through  $\triangle OAB$  is the same length as the section of a line of symmetry  $ON$  through  $\triangle OXY$ ,
- $OM$  and  $ON$  are **perpendicular bisectors** of  $AB$  and  $XY$  respectively.

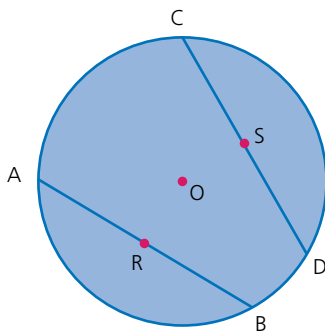
### Exercise 24.2

- 1 In the diagram,  $O$  is the centre of the circle,  $PQ$  and  $RS$  are chords of equal length and  $M$  and  $N$  are their respective midpoints.



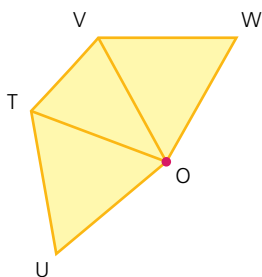
Exercise 24.2 (cont)

- a What kind of triangle is  $\triangle POQ$ ?
  - b Describe the line ON in relation to RS.
  - c If angle  $POQ$  is  $80^\circ$ , calculate angle  $OQP$ .
  - d Calculate angle  $ORS$ .
  - e If PQ is 6 cm calculate the length OM.
  - f Calculate the diameter of the circle.
- 2 In the diagram O is the centre of the circle. AB and CD are equal chords and the points R and S are their midpoints respectively.



State whether the statements below are true or false, giving reasons for your answers.

- a angle  $COD = 2 \times$  angle  $AOR$ .
  - b  $OR = OS$ .
  - c If angle  $ROB$  is  $60^\circ$  then  $\triangle AOB$  is equilateral.
  - d OR and OS are perpendicular bisectors of AB and CD respectively.
- 3 Using the diagram, state whether the following statements are true or false, giving reasons for your answer.

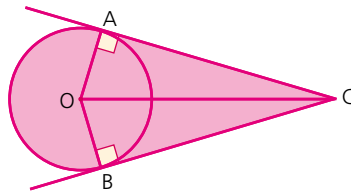


- a If  $\triangle VOW$  and  $\triangle TOU$  are isosceles triangles, then T, U, V and W would all lie on the circumference of a circle with its centre at O.
- b If  $\triangle VOW$  and  $\triangle TOU$  are congruent isosceles triangles, then T, U, V and W would all lie on the circumference of a circle with its centre at O.

### Tangents from an external point

Triangles  $OAC$  and  $OBC$  are congruent since angle  $OAC$  and angle  $OBC$  are right angles,  $OA = OB$  because they are both radii, and  $OC$  is common to both triangles. Hence  $AC = BC$ .

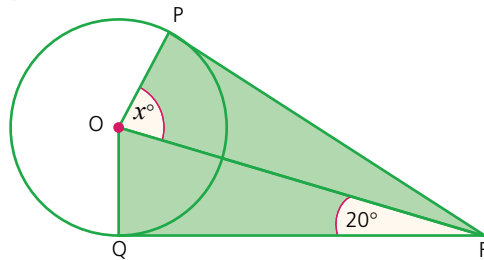
In general, therefore, tangents being drawn to the same circle from an external point are equal in length.



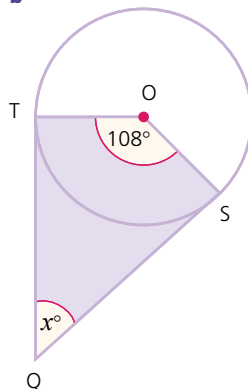
### Exercise 24.3

- 1 Copy each of the diagrams below and calculate the size of the angle marked  $x^\circ$  in each case. Assume that the lines drawn from points on the circumference are tangents.

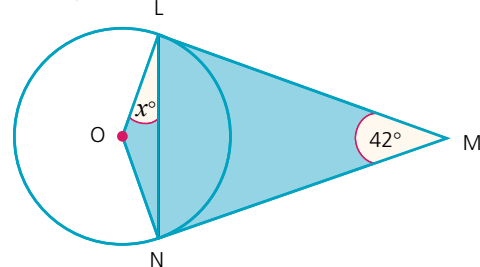
a



b



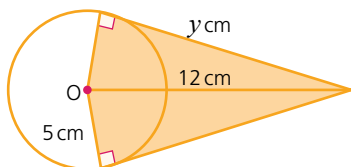
c



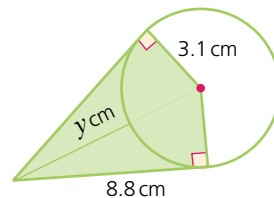
Exercise 24.3 (cont)

- 2 Copy each of the diagrams below and calculate the length of the side marked  $y$  cm in each case. Assume that the lines drawn from points on the circumference are tangents.

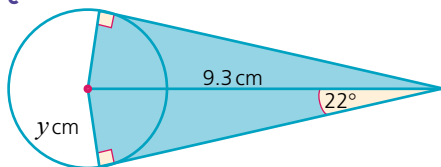
a



b

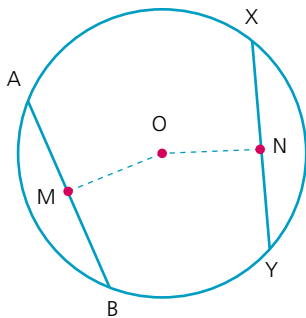


c

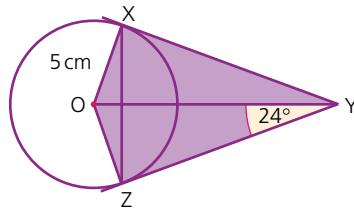


### ? Student assessment 1

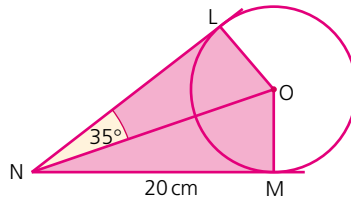
- Draw a two-dimensional shape with exactly:
  - rotational symmetry of order 2,
  - rotational symmetry of order 4,
  - rotational symmetry of order 6.
- Draw and name a three-dimensional shape with the following orders of rotational symmetry. Mark the position of the axis of symmetry clearly.
  - Order 2
  - Order 3
  - Order 8
- In the diagram,  $OM$  and  $ON$  are perpendicular bisectors of  $AB$  and  $XY$  respectively.  $OM = ON$ . Prove that  $AB$  and  $XY$  are chords of equal length.



- 4** In the diagram,  $XY$  and  $YZ$  are both tangents to the circle with centre  $O$ .
- Calculate angle  $OZX$ .
  - Calculate the length  $XZ$ .



- 5** In the diagram,  $LN$  and  $MN$  are both tangents to the circle centre  $O$ . If angle  $LNO$  is  $35^\circ$ , calculate the circumference of the circle.



# Angle properties

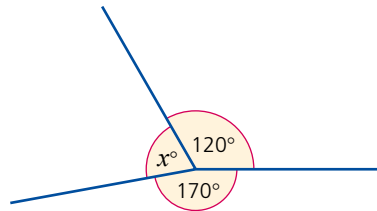
## Angles at a point and on a line

*NB: All diagrams are not drawn to scale.*

One complete revolution is equivalent to a rotation of  $360^\circ$  about a point. Similarly, half a complete revolution is equivalent to a rotation of  $180^\circ$  about a point. These facts can be seen clearly by looking at either a circular angle measurer or a semicircular protractor.

### → Worked examples

- a Calculate the size of the angle  $x$  in the diagram below:



The sum of all the angles around a point is  $360^\circ$ . Therefore:

$$120 + 170 + x = 360$$

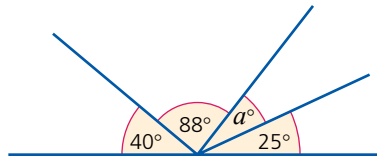
$$x = 360 - 120 - 170$$

$$x = 70$$

Therefore angle  $x$  is  $70^\circ$ .

Note that the size of the angle  $x$  is **calculated** and **not measured**.

- b Calculate the size of the angle  $a$  in the diagram below:



The sum of all the **angles at a point** on a straight line is  $180^\circ$ . Therefore:

$$40 + 88 + a + 25 = 180$$

$$a = 180 - 40 - 88 - 25$$

$$a = 27$$

Therefore angle  $a$  is  $27^\circ$ .

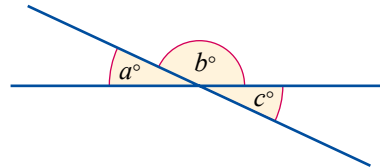
## Angles formed within parallel lines

When two straight lines cross, it is found that the angles opposite each other are the same size. They are known as **vertically opposite angles**. By using the fact that angles at a point on a straight line add up to  $180^\circ$ , it can be shown why vertically opposite angles must always be equal in size.

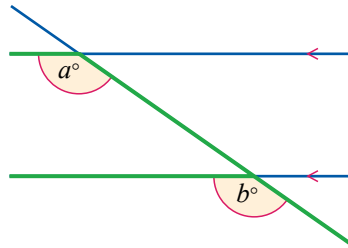
$$a + b = 180^\circ$$

$$c + b = 180^\circ$$

Therefore,  $a$  is equal to  $c$ .

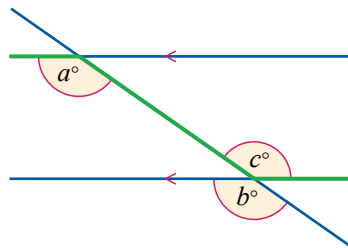


When a line intersects two parallel lines, as in the diagram below, it is found that certain angles are the same size.



The angles  $a$  and  $b$  are equal and are known as **corresponding angles**. Corresponding angles can be found by looking for an 'F' formation in a diagram.

A line intersecting two parallel lines also produces another pair of equal angles, known as **alternate angles**. These can be shown to be equal by using the fact that both vertically opposite and corresponding angles are equal.



In the diagram above,  $a = b$  (corresponding angles). But  $b = c$  (vertically opposite). It can therefore be deduced that  $a = c$ .

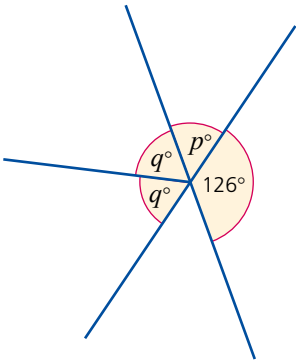
Angles  $a$  and  $c$  are alternate angles. These can be found by looking for a 'Z' formation in a diagram.

## 25 ANGLE PROPERTIES

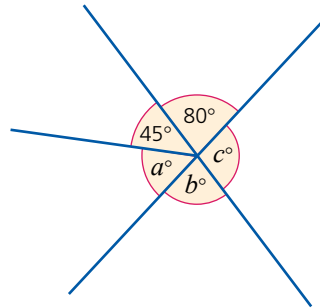
### Exercise 25.1

In each of the following questions, some of the angles are given. Deduce, giving your reasons, the size of the other labelled angles.

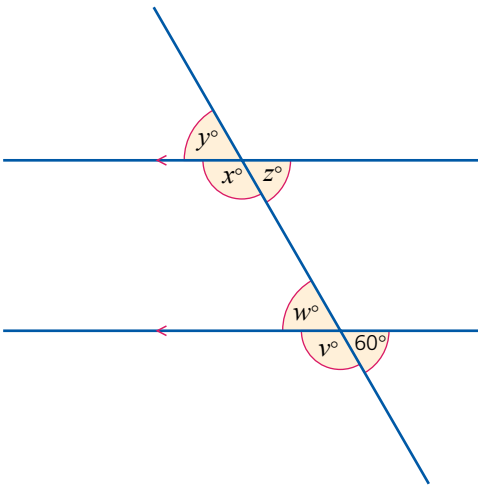
1



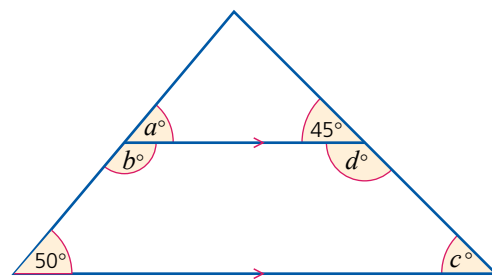
2



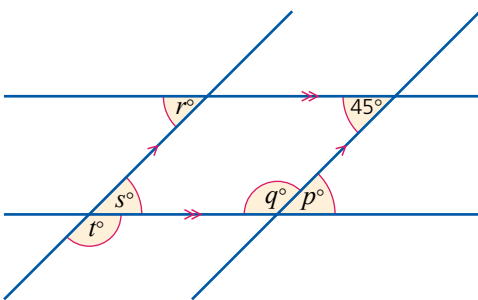
3



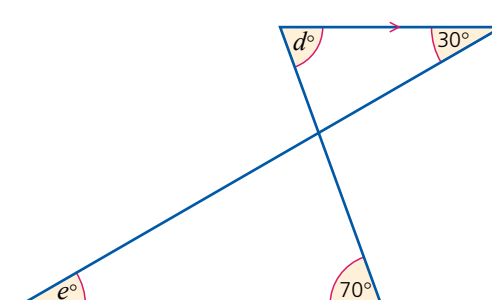
4



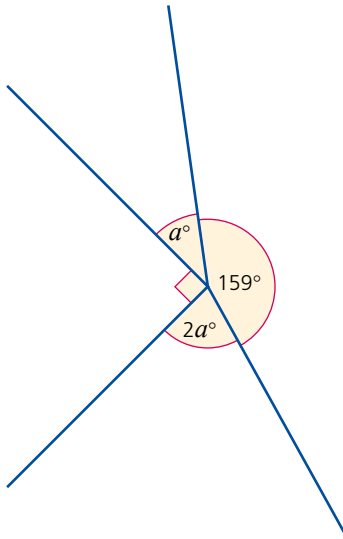
5



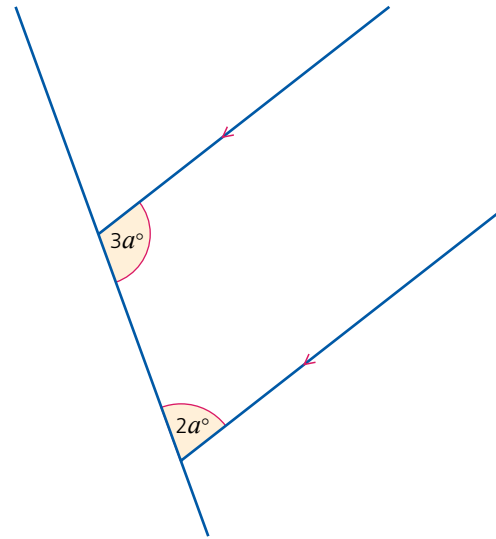
6



7



8

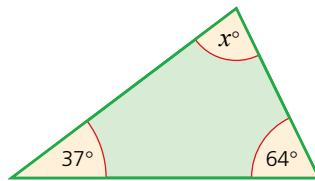


## Angles in a triangle

The sum of the angles in a triangle is  $180^\circ$ .

### → Worked example

Calculate the size of the angle  $x$  in the triangle below:



$$\begin{aligned} 37 + 64 + x &= 180 \\ x &= 180 - 37 - 64 \end{aligned}$$

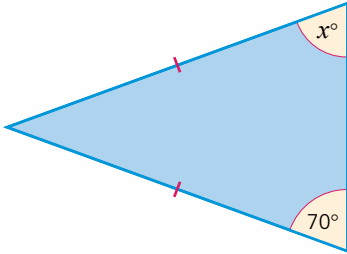
Therefore angle  $x$  is  $79^\circ$ .

## 25 ANGLE PROPERTIES

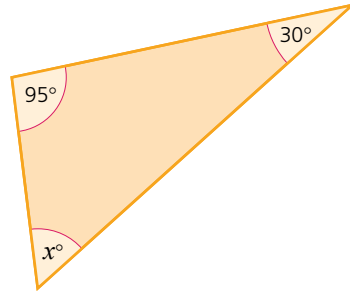
### Exercise 25.2

1 For each of the triangles below, use the information given to calculate the size of angle  $x$ .

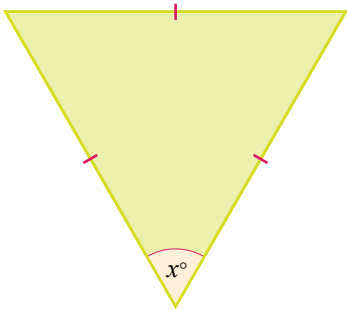
a



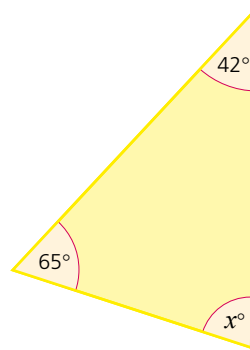
b



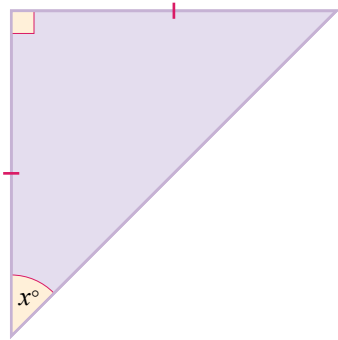
c



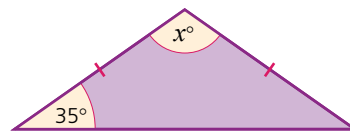
d



e

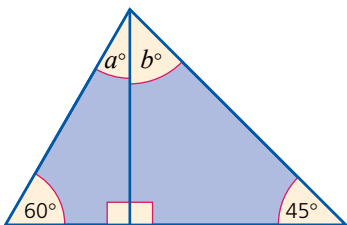


f

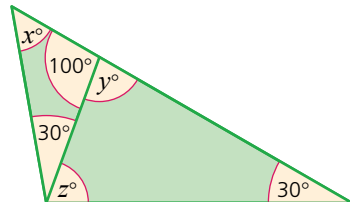


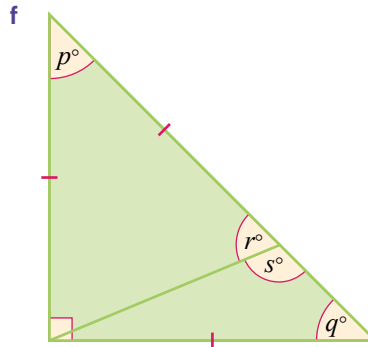
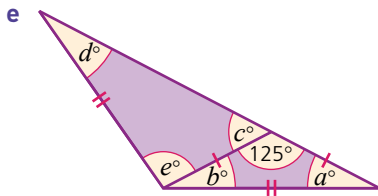
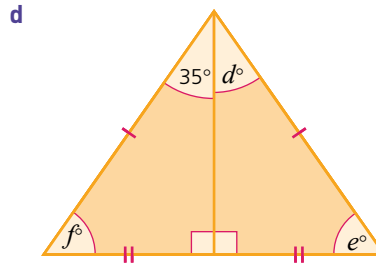
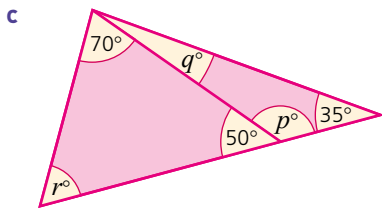
2 In each of the diagrams below, calculate the size of the labelled angles.

a




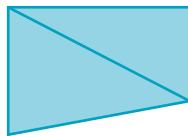
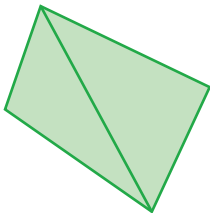
b





## Angles in a quadrilateral

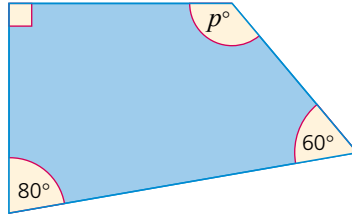
In the quadrilaterals below, a straight line is drawn from one of the corners (vertices) to the opposite corner. The result is to split the quadrilaterals into two triangles.



The sum of the angles of a triangle is  $180^\circ$ . Therefore, as a quadrilateral can be drawn as two triangles, the sum of the four angles of any quadrilateral must be  $360^\circ$ .

→ Worked example

Calculate the size of angle  $p$  in the quadrilateral below:



$$90 + 80 + 60 + p = 360$$

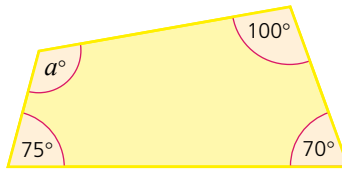
$$p = 360 - 90 - 80 - 60$$

Therefore angle  $p$  is  $130^\circ$ .

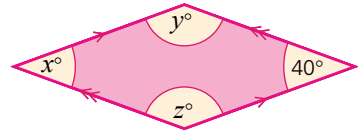
Exercise 25.3

In each of the diagrams below, calculate the size of the labelled angles.

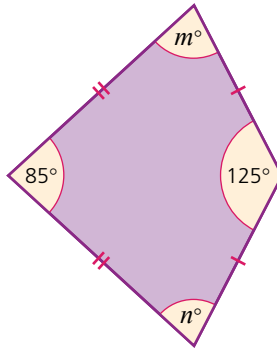
1



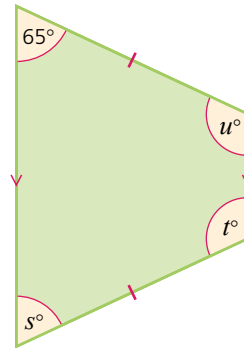
2



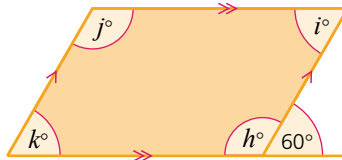
3



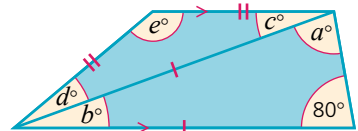
4



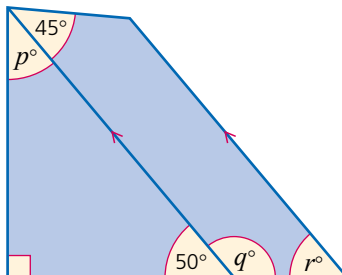
5



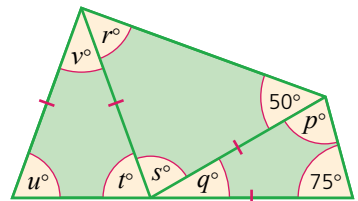
6



7

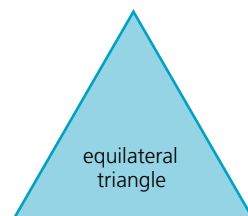
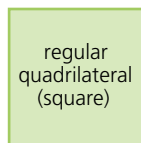
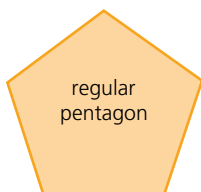
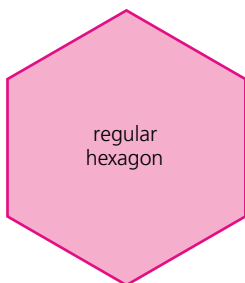


8



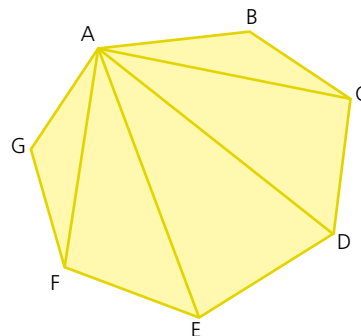
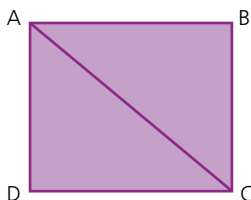
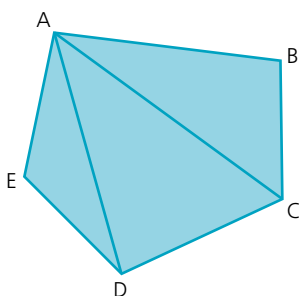
## Polygons

A **regular polygon** is distinctive in that all its sides are of equal length and all its angles are of equal size. Below are some examples of regular polygons.



## The sum of the interior angles of a polygon

In the polygons below a straight line is drawn from each vertex to vertex A.



As can be seen, the number of triangles is always two less than the number of sides the polygon has, i.e. if there are  $n$  sides, there will be  $(n - 2)$  triangles.

Since the angles of a triangle add up to  $180^\circ$ , the sum of the interior angles of a polygon is therefore  $180(n - 2)$  degrees.

### → Worked example

Find the sum of the interior angles of a regular pentagon and hence the size of each interior angle.

For a pentagon,  $n = 5$ .

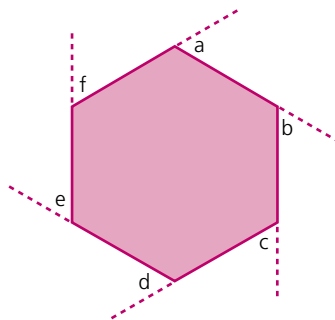
$$\begin{aligned} \text{Therefore the sum of the interior angles} &= 180(5 - 2)^\circ \\ &= 180 \times 3^\circ \\ &= 540^\circ \end{aligned}$$

For a regular pentagon the interior angles are of equal size.

$$\text{Therefore each angle} = \frac{540^\circ}{5} = 108^\circ.$$

## The sum of the exterior angles of a polygon

The angles marked  $a, b, c, d, e$  and  $f$  in the diagram below represent the exterior angles of a regular hexagon.



For any convex polygon the sum of the exterior angles is  $360^\circ$ .

If the polygon is regular and has  $n$  sides, then each exterior angle  $= \frac{360^\circ}{n}$ .

### → Worked example

- a** Find the size of an exterior angle of a regular nonagon.

$$\frac{360}{9} = 40^\circ$$

- b** Calculate the number of sides a regular polygon has if each exterior angle is  $15^\circ$ .

$$\begin{aligned} n &= \frac{360}{15} \\ &= 24 \end{aligned}$$

The polygon has 24 sides.

### Exercise 25.4

- Find the sum of the interior angles of the following polygons:
 

<b>a</b> a hexagon	<b>b</b> a nonagon	<b>c</b> a heptagon
--------------------	--------------------	---------------------
- Find the value of each interior angle of the following regular polygons:
 

<b>a</b> an octagon	<b>b</b> a square	
<b>c</b> a decagon	<b>d</b> a dodecagon	
- Find the size of each exterior angle of the following regular polygons:
 

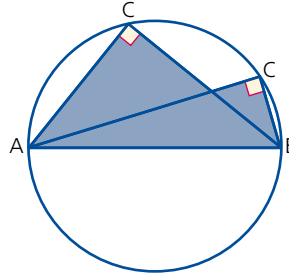
<b>a</b> a pentagon	<b>b</b> a dodecagon	<b>c</b> a heptagon
---------------------	----------------------	---------------------
- The exterior angles of regular polygons are given below. In each case calculate the number of sides the polygon has.
 

<b>a</b> $20^\circ$	<b>b</b> $36^\circ$	<b>c</b> $10^\circ$
<b>d</b> $45^\circ$	<b>e</b> $18^\circ$	<b>f</b> $3^\circ$
- The interior angles of regular polygons are given below. In each case calculate the number of sides the polygon has.
 

<b>a</b> $108^\circ$	<b>b</b> $150^\circ$	<b>c</b> $162^\circ$
<b>d</b> $156^\circ$	<b>e</b> $171^\circ$	<b>f</b> $179^\circ$
- Calculate the number of sides a regular polygon has if an interior angle is five times the size of an exterior angle.

## The angle in a semicircle

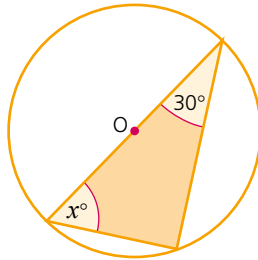
In the diagram below, if  $AB$  represents the diameter of the circle, then the angle at  $C$  is  $90^\circ$ .



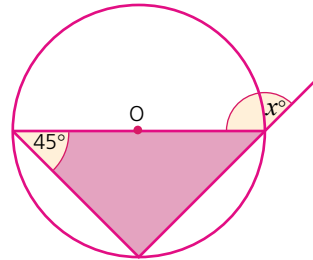
### Exercise 25.5

In each of the following diagrams,  $O$  marks the centre of the circle. Calculate the value of  $x$  in each case.

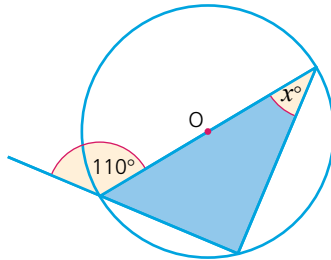
1



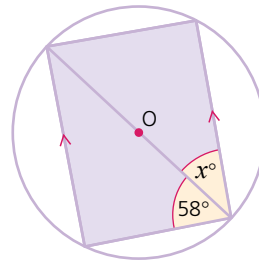
2



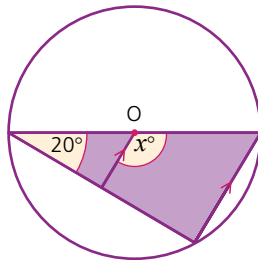
3



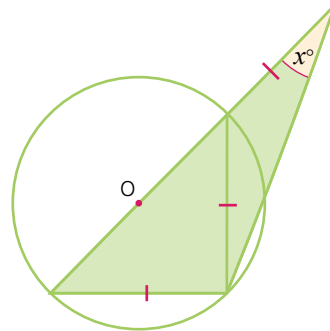
4



5



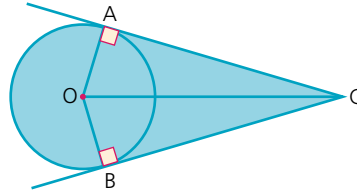
6



## The angle between a tangent and a radius of a circle

The angle between a tangent at a point and the radius to the same point on the circle is a right angle.

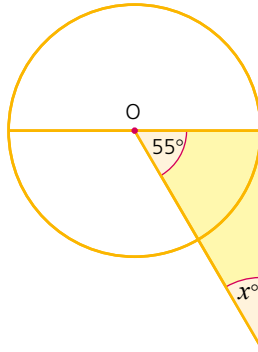
In the diagram below, triangles  $OAC$  and  $OBC$  are congruent as angle  $OAC$  and angle  $OBC$  are right angles,  $OA = OB$  because they are both radii, and  $OC$  is common to both triangles.



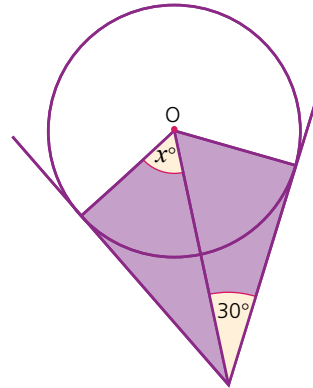
### Exercise 25.6

In each of the following diagrams,  $O$  marks the centre of the circle. Calculate the value of  $x$  in each case.

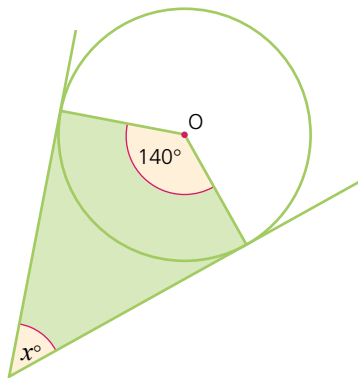
1



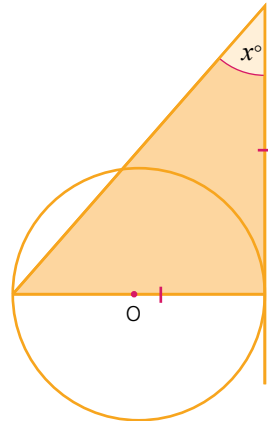
2

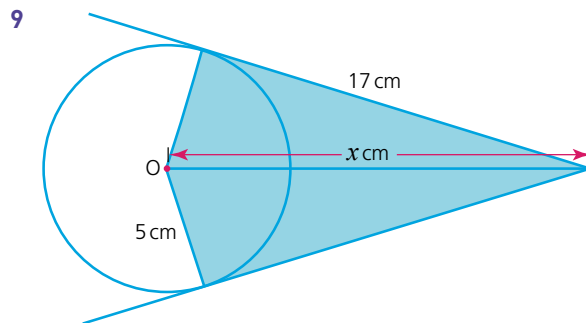
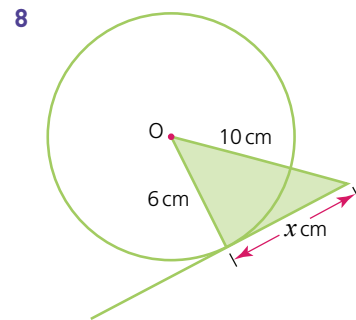
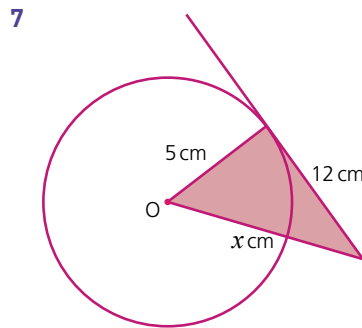
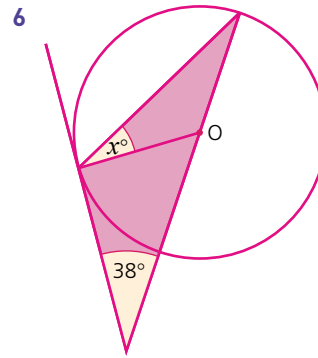
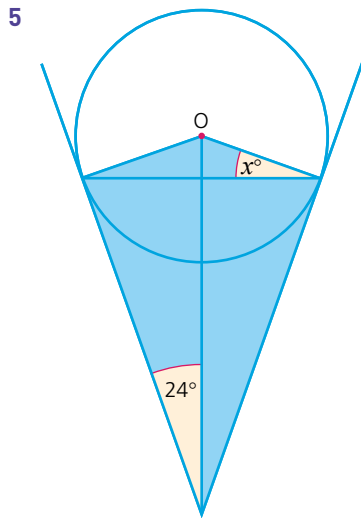


3



4





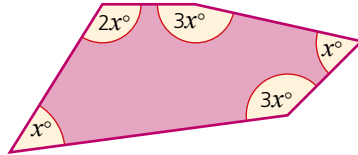
## Angle properties of irregular polygons

As explained earlier in this chapter, the sum of the interior angles of a polygon is given by  $180(n - 2)^\circ$ , where  $n$  represents the number of sides of the polygon. The sum of the exterior angles of any polygon is  $360^\circ$ .

Both of these rules also apply to irregular polygons, i.e. those where the lengths of the sides and the sizes of the interior angles are not all equal.

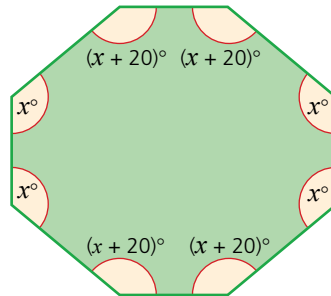
Exercise 25.7

1 For the pentagon:

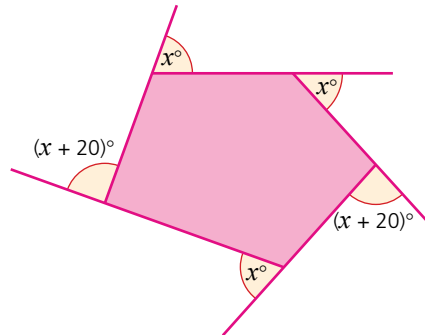


- a calculate the value of  $x$ ,
- b calculate the size of each of the angles.

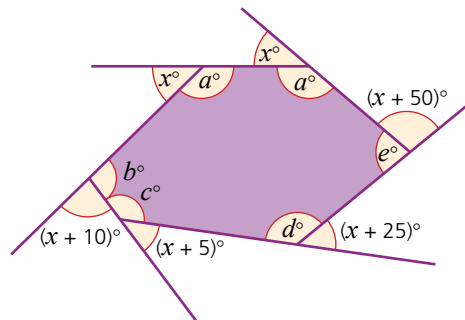
2 Find the size of each angle in the octagon (below).



3 Calculate the value of  $x$  for the pentagon shown.



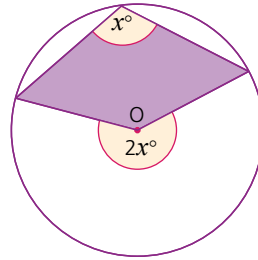
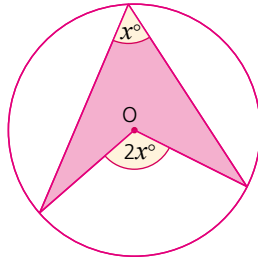
4 Calculate the size of each of the angles  $a$ ,  $b$ ,  $c$ ,  $d$  and  $e$  in the hexagon.



## Angle at the centre of a circle

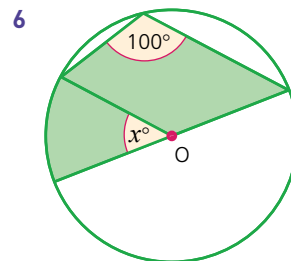
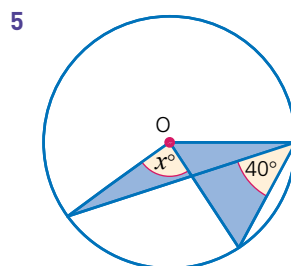
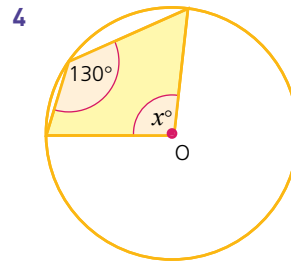
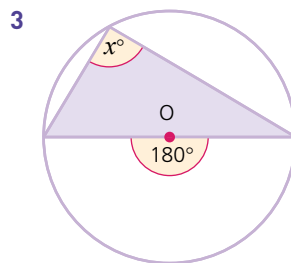
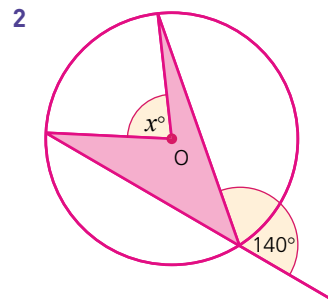
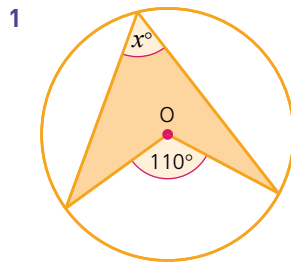
The angle subtended at the centre of a circle by an arc is twice the size of the angle on the circumference subtended by the same arc.

These diagrams illustrate this theorem:



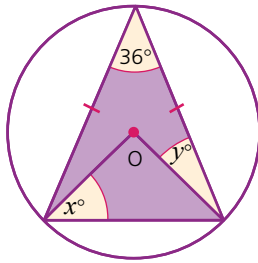
### Exercise 25.8

In each of the following diagrams, O marks the centre of the circle. Calculate the size of the marked angles:

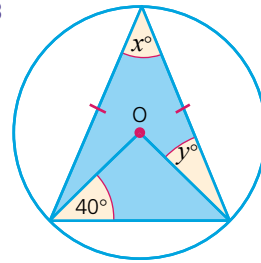


Exercise 25.8 (cont)

7



8

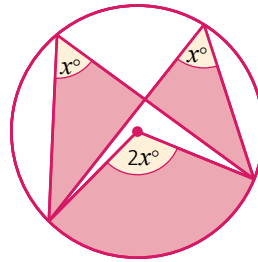


### Angles in the same segment

Angles in the same segment of a circle are equal.

This can be explained simply by using the theorem that the angle subtended at the centre is twice the angle on the circumference.

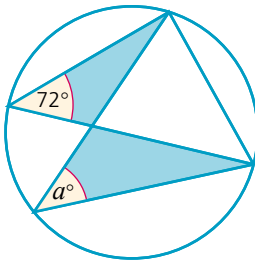
Looking at the diagram, if the angle at the centre is  $2x^\circ$ , then each of the angles at the circumference must be equal to  $x^\circ$ .



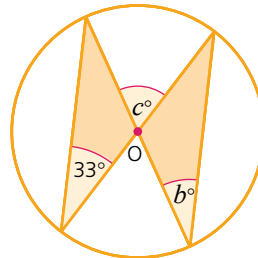
Exercise 25.9

Calculate the marked angles in the following diagrams:

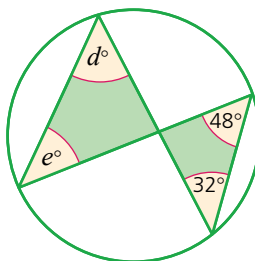
1



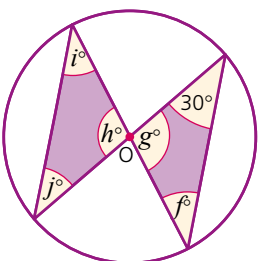
2

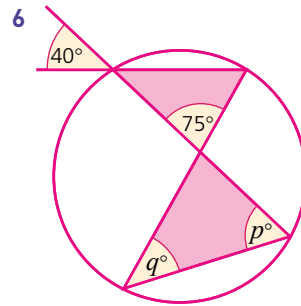
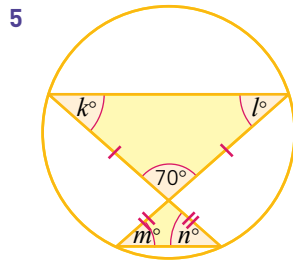


3



4



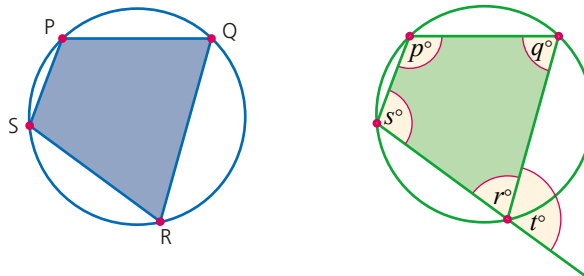


## Angles in opposite segments

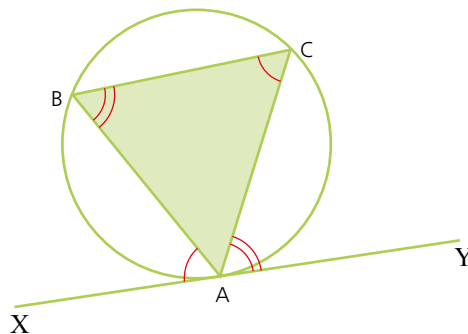
Points P, Q, R and S all lie on the circumference of the circle (below). They are called concyclic points. Joining the points P, Q, R and S produces a **cyclic quadrilateral**.

The opposite angles are **supplementary**, i.e. they add up to  $180^\circ$ . Since  $p^\circ + r^\circ = 180^\circ$  (supplementary angles) and  $r^\circ + t^\circ = 180^\circ$  (**angles on a straight line**) it follows that  $p^\circ = t^\circ$ .

Therefore the exterior angle of a cyclic quadrilateral is equal to the interior opposite angle.



## Alternate segment theorem

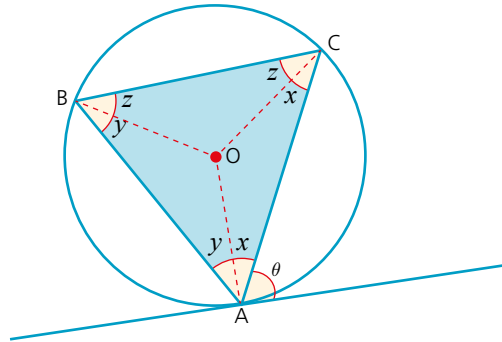


XY is a tangent to the circle at point A. AB is a chord of the circle.

The alternate segment theorem states that the angle between a tangent and a chord at their point of contact is equal to the angle in the alternate segment.

i.e. angle  $BAX = \text{angle } ACB$ , similarly, angle  $CAY = \text{angle } ABC$

This can be proved as follows:



Point O is the centre of the circle.

Drawing radii to points A, B and C creates isosceles triangles  $\Delta AOC$ ,  $\Delta BOC$  and  $\Delta AOB$ .

Angle  $\theta$  is the angle between the chord AC and the tangent to the circle at A.

$\theta = 90 - x$  because the angle between a radius and a tangent to a circle at a point is a right angle.

In  $\Delta ABC$ ,  $(x + y) + (y + z) + (x + z) = 180^\circ$

$$\begin{aligned} \text{Therefore} \quad 2x + 2y + 2z &= 180^\circ \\ 2(x + y + z) &= 180^\circ \\ x + y + z &= 90^\circ \end{aligned}$$

If  $x + y + z = 90^\circ$  then  $y + z = 90 - x$

As angle  $ABC = y + z$ , then angle  $ABC = 90 - x$

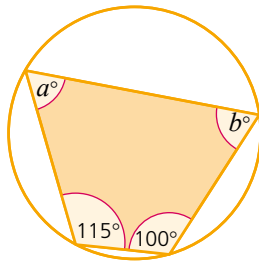
As  $\theta = 90 - x$

Then angle  $ABC = \theta$

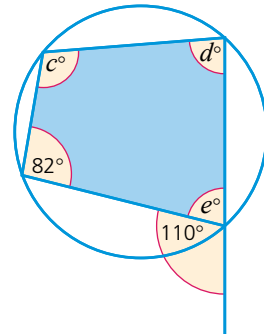
Exercise 25.10

For each question 1–8, calculate the size of the marked angles.

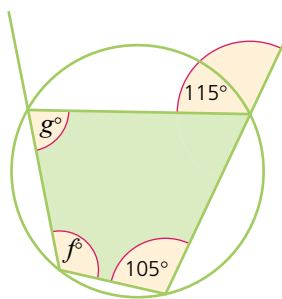
1



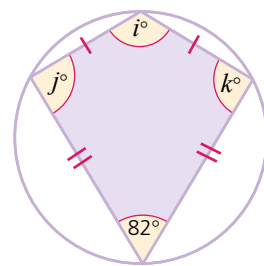
2



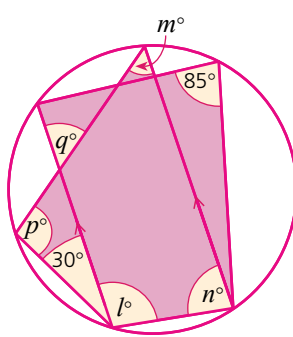
3



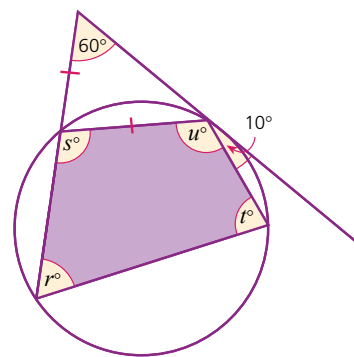
4



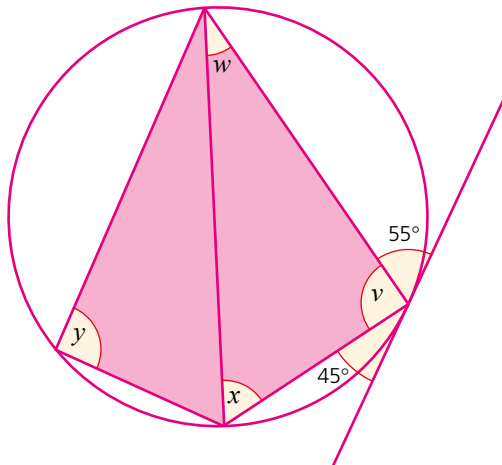
5



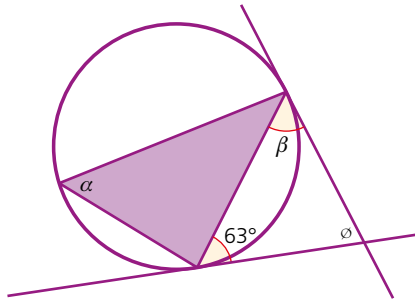
6



7

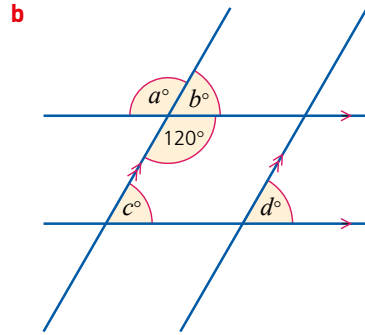
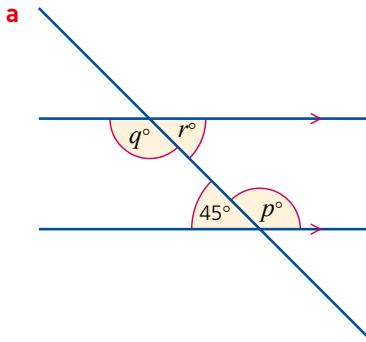


Exercise 25.10 (cont) 8

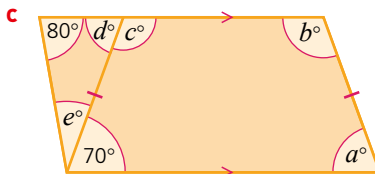
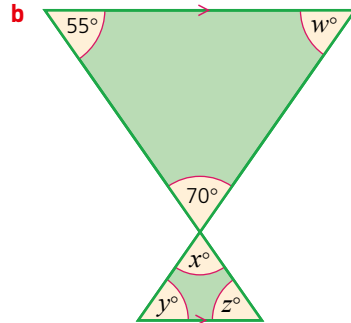
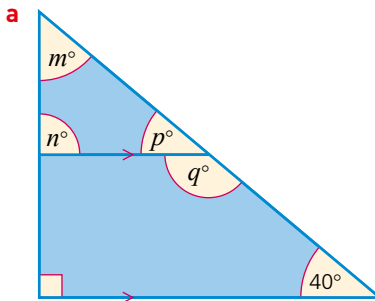


? Student assessment 1

1 For the diagrams below, calculate the size of the labelled angles.



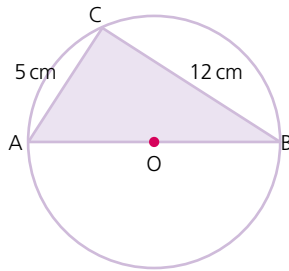
2 For the diagrams below, calculate the size of the labelled angles.



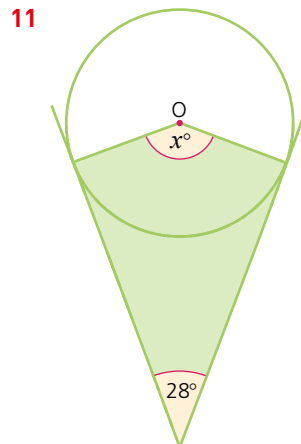
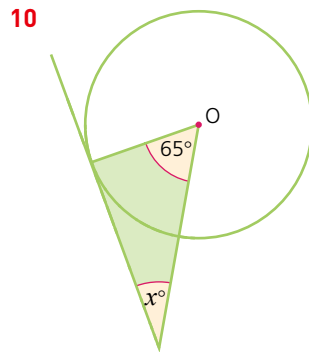
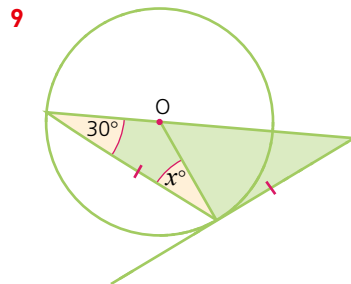
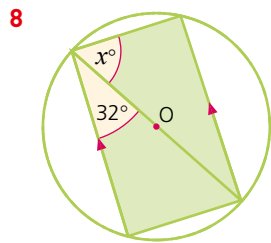
3 Find the size of each interior angle of a twenty-sided regular polygon.

4 What is the sum of the interior angles of a nonagon?

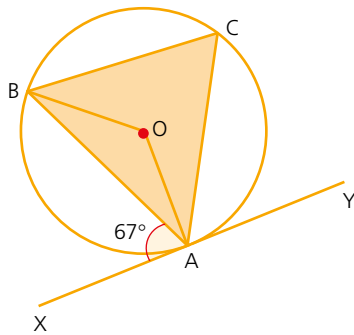
- 5 What is the sum of the exterior angles of a polygon?
- 6 What is the size of each exterior angle of a regular pentagon?
- 7 If  $AB$  is the diameter of the circle and  $AC = 5$  cm and  $BC = 12$  cm, calculate:
  - a the size of angle  $ACB$ ,
  - b the length of the radius of the circle.



In questions 8–11,  $O$  marks the centre of the circle.  
Calculate the size of the angle marked  $x$  in each case.



12

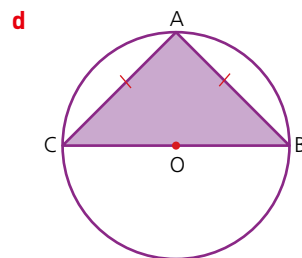
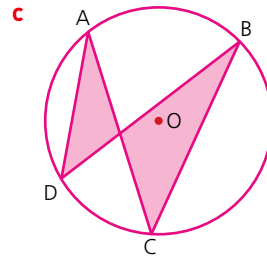
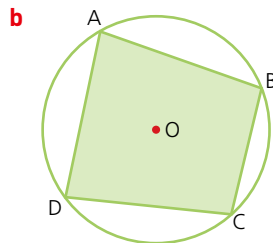
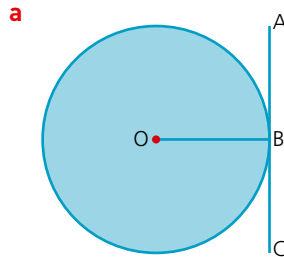


In the diagram above,  $XY$  is a tangent to the circle at  $A$ .  $O$  is the centre of the circle. Calculate each of the following angles, justifying each of your answers.

- a angle  $ACB$ .
- b The reflex angle  $AOB$ .
- c angle  $ABO$ .

### ? Student assessment 2

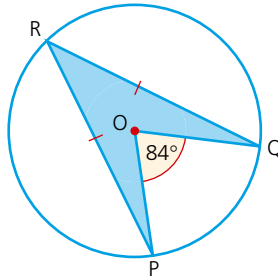
- 1 In the following diagrams,  $O$  marks the centre of the circle. Identify which angles are:
- i supplementary angles,
  - ii right angles,
  - iii equal.



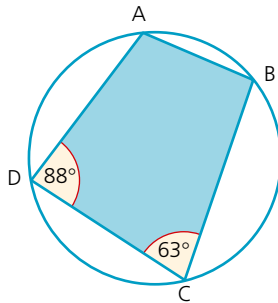
2 If angle  $POQ = 84^\circ$  and O marks the centre of the circle in the diagram, calculate the following:

a angle  $PRQ$

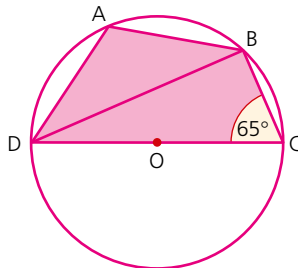
b angle  $OQR$



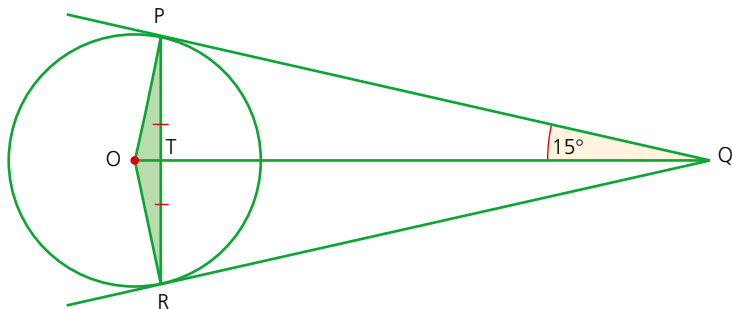
3 Calculate angle  $DAB$  and angle  $ABC$  in the diagram below.



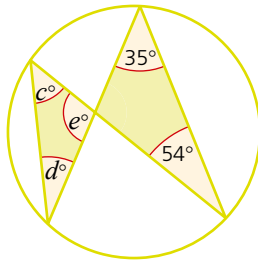
4 If DC is a diameter and O marks the centre of the circle, calculate angles  $BDC$  and  $DAB$ .



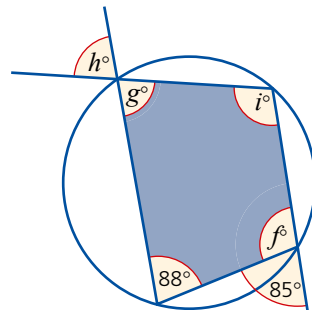
5 Calculate as many angles as possible in the diagram below. O marks the centre of the circle.



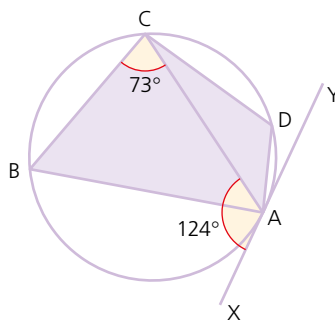
- 6 Calculate the values of  $c$ ,  $d$  and  $e$ .



- 7 Calculate the values of  $f$ ,  $g$ ,  $h$  and  $i$ .



- 8

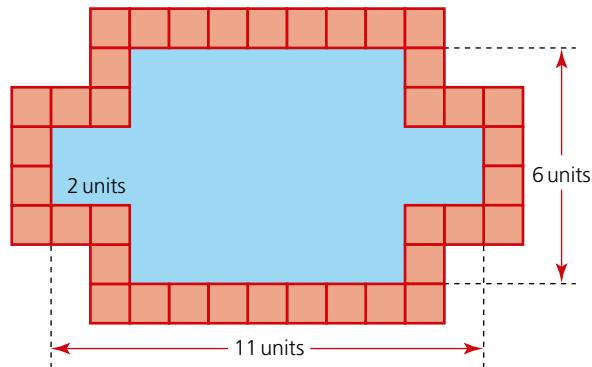


In the diagram above,  $XY$  is a tangent to the circle at  $A$ . All four vertices of the quadrilateral  $ABCD$  lie on the circumference of the circle.  
If angle  $XAC = 124^\circ$  and angle  $BCA = 73^\circ$ , calculate, giving reasons, the size of the angle  $BAC$ .

# Mathematical investigations and ICT

## Fountain borders

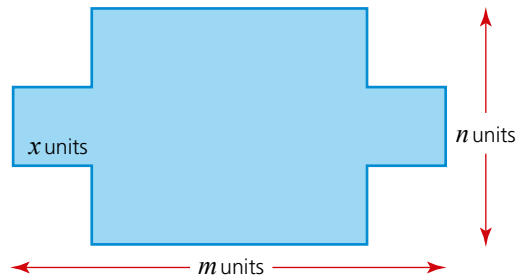
The Alhambra Palace in Granada, Spain, has many fountains which pour water into pools. Many of the pools are surrounded by beautiful ceramic tiles. This investigation looks at the number of square tiles needed to surround a particular shape of pool.



The diagram above shows a rectangular pool  $11 \times 6$  units, in which a square of dimension  $2 \times 2$  units is taken from each corner.

The total number of unit square tiles needed to surround the pool is 38.

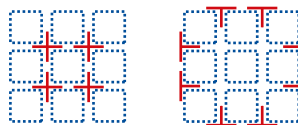
The shape of the pools can be generalised as shown below:



- 1 Investigate the number of unit square tiles needed for different-sized pools. Record your results in an ordered table.
- 2 From your results write an algebraic rule in terms of  $m$ ,  $n$  and  $x$  (if necessary) for the number of tiles  $T$  needed to surround a pool.
- 3 Justify, in words and using diagrams, why your rule works.

## Tiled walls

Many cultures have used tiles to decorate buildings. Putting tiles on a wall takes skill. These days, to make sure that each tile is in the correct position, ‘spacers’ are used between the tiles.



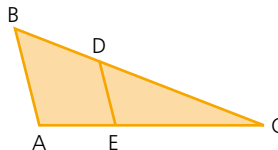
You can see from the diagrams that there are + shaped spacers (used where four tiles meet) and T shaped spacers (used at the edges of a pattern).

- 1 Draw other-sized squares and rectangles and investigate the relationship between the dimensions of the shape (length and width) and the number of + shaped and T shaped spacers.
- 2 Record your results in an ordered table.
- 3 Write an algebraic rule for the number of + shaped spacers  $c$  in a rectangle  $l$  tiles long by  $w$  tiles wide.
- 4 Write an algebraic rule for the number of T shaped spacers  $t$  in a rectangle  $l$  tiles long by  $w$  tiles wide.

## ICT activity 1

In this activity, you will be using a dynamic geometry package such as Cabri or GeoGebra to demonstrate that for the triangle below:

$$\frac{AB}{ED} = \frac{AC}{EC} = \frac{BC}{DC}$$



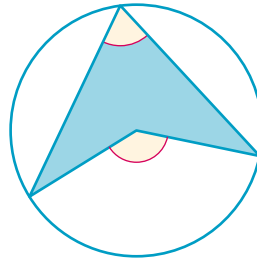
- 1
  - a Using the geometry package, construct the triangle ABC.
  - b Construct the line segment ED such that it is parallel to AB. (You will need to construct a line parallel to AB first and then attach the line segment ED to it.)
  - c Using a ‘measurement’ tool, measure each of the lengths AB, AC, BC, ED, EC and DC.
  - d Using a ‘calculator’ tool, calculate the ratios  $\frac{AB}{ED}$ ,  $\frac{AC}{EC}$ ,  $\frac{BC}{DC}$ .
- 2 Comment on your answers to question 1d.
- 3
  - a Grab vertex B and move it to a new position. What happens to the ratios you calculated in question 1d?
  - b Grab the vertices A and C in turn and move them to new positions. What happens to the ratios? Explain why this happens.

- Grab point D and move it to a new position along the side BC. Explain, giving reasons, what happens to the ratios.

## ICT activity 2

Using a geometry package, such as Cabri or GeoGebra, demonstrate the following angle properties of a circle:

- The angle subtended at the centre of a circle by an arc is twice the size of the angle on the circumference subtended by the same arc. The diagram below demonstrates the construction that needs to be formed:



- The angles in the same segment of a circle are equal.
- The exterior angle of a cyclic quadrilateral is equal to the interior opposite angle.

# TOPIC 5

---

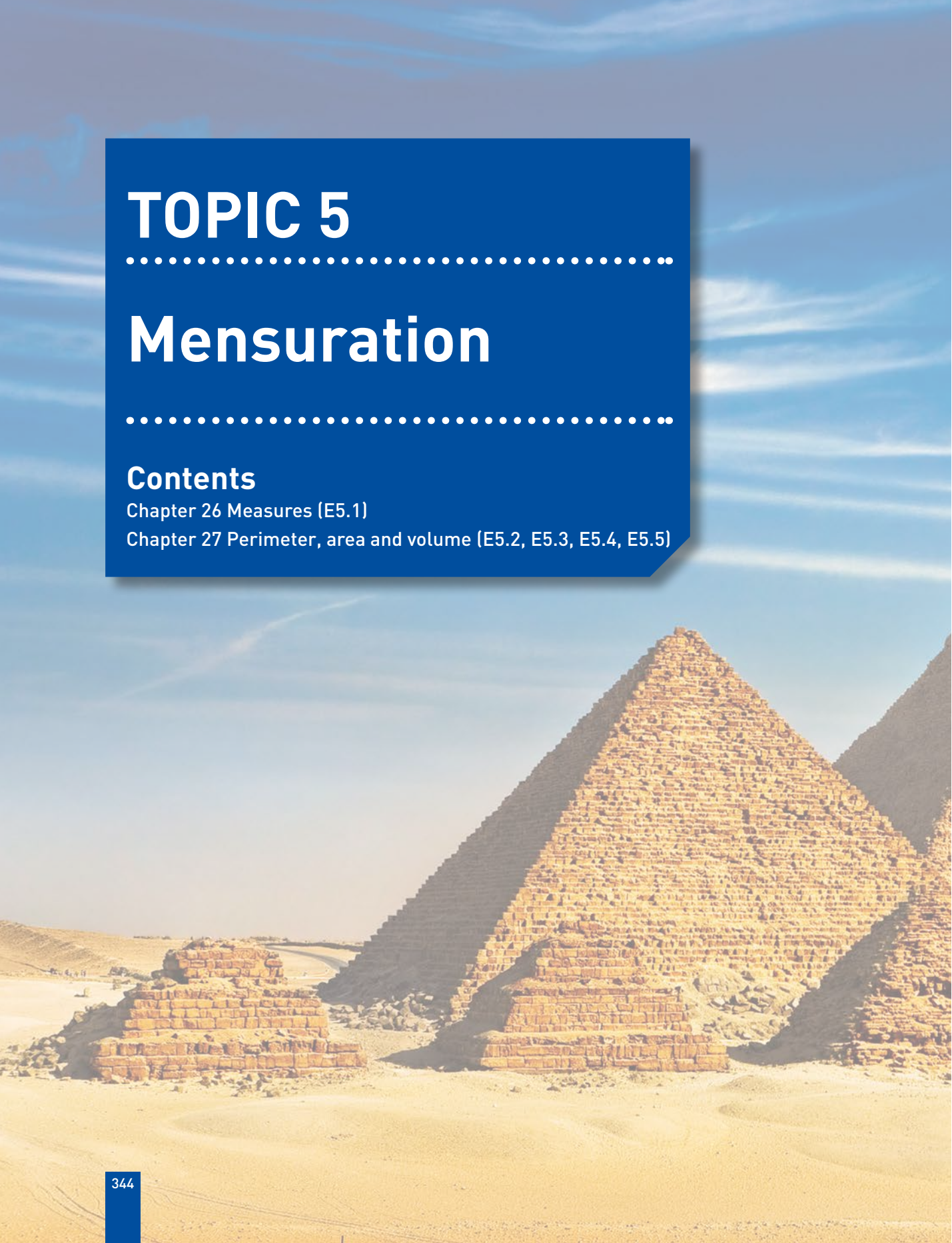
# Mensuration

---

## Contents

Chapter 26 Measures (E5.1)

Chapter 27 Perimeter, area and volume (E5.2, E5.3, E5.4, E5.5)



## Syllabus

### E5.1

Use current units of mass, length, area, volume and capacity in practical situations and express quantities in terms of larger or smaller units.

### E5.2

Carry out calculations involving the perimeter and area of a rectangle, triangle, parallelogram and trapezium and compound shapes derived from these.

### E5.3

Carry out calculations involving the circumference and area of a circle.

Solve problems involving the arc length and sector area as fractions of the circumference and area of a circle.

### E5.4

Carry out calculations involving the volume of a cuboid, prism and cylinder and the surface area of a cuboid and a cylinder.

Carry out calculations involving the surface area and volume of a sphere, pyramid and cone.

### E5.5

Carry out calculations involving the areas and volumes of compound shapes.

## The Egyptians

The Egyptians must have been very talented architects and surveyors to have planned the many large buildings and monuments built in that country thousands of years ago.

Evidence of the use of mathematics in Egypt in the Old Kingdom (about 2500<sub>BCE</sub>) is found on a wall near Meidum (south of Cairo); it gives guidelines for the slope of the stepped pyramid built there. The lines in the diagram are spaced at a distance of one cubit. A cubit is the distance from the tip of the finger to the elbow (about 50cm). These lines show the use of that unit of measurement.

The earliest true mathematical documents date from about 1800<sub>BCE</sub>. The Moscow Mathematical Papyrus, the Egyptian Mathematical Leather Roll, the Kahun Papyri and the Berlin Papyrus all date to this period.

The Rhind Mathematical Papyrus, which was written in about 1650<sub>BCE</sub>, is said to be based on an older mathematical text. The Moscow Mathematical Papyrus and Rhind Mathematical Papyrus are so-called mathematical problem texts. They consist of a collection of mainly mensuration problems with solutions. These could have been written by a teacher for students to solve similar problems to the ones you will work on in this topic.

During the New Kingdom (about 1500–100<sub>BCE</sub>) papyri record land measurements. In the worker's village of Deir el-Medina, several records have been found that record volumes of dirt removed while digging the underground tombs.



*The Rhind Mathematical Papyrus*

# Measures

## Metric units

The metric system uses a variety of units for length, mass and capacity.

- The common **units of length** are: kilometre (km), metre (m), centimetre (cm) and millimetre (mm).
- The common **units of mass** are: tonne (t), kilogram (kg), gram (g) and milligram (mg).
- The common **units of capacity** are: litre (L or l) and millilitre (ml).

Note: ‘centi’ comes from the Latin *centum* meaning hundred (a centimetre is one hundredth of a metre);

‘milli’ comes from the Latin *mille* meaning thousand (a millimetre is one thousandth of a metre);

‘kilo’ comes from the Greek *khilloi* meaning thousand (a kilometre is one thousand metres).

It may be useful to have some practical experience of estimating lengths, volumes and capacities before starting the following exercises.

### Exercise 26.1

Copy and complete the sentences below:

- There are ... centimetres in one metre.
  - There are ... millimetres in one metre.
  - One metre is one ... of a kilometre.
  - One milligram is one ... of a gram.
  - One thousandth of a litre is one ... .
- Which of the units below would be used to measure the following?  
mm, cm, m, km, mg, g, kg, t, ml, litres
  - your height
  - the length of your finger
  - the mass of a shoe
  - the amount of liquid in a cup
  - the height of a van
  - the mass of a ship
  - the capacity of a swimming pool
  - the length of a highway
  - the mass of an elephant
  - the capacity of the petrol tank of a car

## Converting from one unit to another

### Length

$$1 \text{ km} = 1000 \text{ m}$$

$$\text{Therefore } 1 \text{ m} = \frac{1}{1000} \text{ km}$$

$$1 \text{ m} = 1000 \text{ mm}$$

$$\text{Therefore } 1 \text{ mm} = \frac{1}{1000} \text{ m}$$

$$1 \text{ m} = 100 \text{ cm}$$

$$\text{Therefore } 1 \text{ cm} = \frac{1}{100} \text{ m}$$

$$1 \text{ cm} = 10 \text{ mm}$$

$$\text{Therefore } 1 \text{ mm} = \frac{1}{100} \text{ cm}$$

### → Worked examples

- a** Change 5.8 km into m.

Since 1 km = 1000 m,

5.8 km is  $5.8 \times 1000 \text{ m}$

$$5.8 \text{ km} = 5800 \text{ m}$$

- b** Change 4700 mm to m.

Since 1 m is 1000 mm,

4700 mm is  $4700 \div 1000 \text{ m}$

$$4700 \text{ mm} = 4.7 \text{ m}$$

- c** Convert 2.3 km into cm.

2.3 km is  $2.3 \times 1000 \text{ m} = 2300 \text{ m}$

2300 m is  $2300 \times 100 \text{ cm}$

$$2.3 \text{ km} = 230000 \text{ cm}$$

### Exercise 26.2

- 1** Put in the missing unit to make the following statements correct:

**a**  $300 \dots = 30 \text{ cm}$

**b**  $6000 \text{ mm} = 6 \dots$

**c**  $3.2 \text{ m} = 3200 \dots$

**d**  $4.2 \dots = 4200 \text{ mm}$

**e**  $2.5 \text{ km} = 2500 \dots$

- 2** Convert the following to millimetres:

**a** 8.5 cm

**b** 23 cm

**c** 0.83 m

**d** 0.05 m

**e** 0.004 m

- 3** Convert the following to metres:

**a** 560 cm

**b** 6.4 km

**c** 96 cm

**d** 0.004 km

**e** 12 mm

- 4** Convert the following to kilometres:

**a** 1150 m

**b** 250000 m

**c** 500 m

**d** 70 m

**e** 8 m

### Mass

1 tonne is 1000 kg

Therefore  $1 \text{ kg} = \frac{1}{1000} \text{ tonne}$

1 kilogram is 1000 g

Therefore  $1 \text{ g} = \frac{1}{1000} \text{ kg}$

1 g is 1000 mg

Therefore  $1 \text{ mg} = \frac{1}{1000} \text{ g}$

### → Worked examples

- a** Convert 8300 kg to tonnes.

Since  $1000 \text{ kg} = 1 \text{ tonne}$ , 8300 kg is  $8300 \div 1000$  tonnes

$$8300 \text{ kg} = 8.3 \text{ tonnes}$$

- b** Convert 2.5 g to mg.

Since 1 g is 1000 mg, 2.5 g is  $2.5 \times 1000$  mg

$$2.5 \text{ g} = 2500 \text{ mg}$$

### Exercise 26.3

- 1** Convert the following:

**a** 3.8 g to mg

**c** 4.28 tonnes to kg

**e** 0.5 tonnes to kg

**b** 28 500 kg to tonnes

**d** 320 mg to g

### Capacity

1 litre is 1000 millilitres

Therefore  $1 \text{ ml} = \frac{1}{1000} \text{ litre}$

### Exercise 26.4

- 1** Calculate the following and give the totals in ml:

**a** 3 litres + 1500 ml

**c** 0.75 litre + 6300 ml

**b** 0.88 litre + 650 ml

**d** 450 ml + 0.55 litre

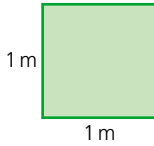
- 2** Calculate the following and give the total in litres:

**a** 0.75 litre + 450 ml

**c** 0.6 litre + 0.8 litre

**b** 850 ml + 490 ml

**d** 80 ml + 620 ml + 0.7 litre

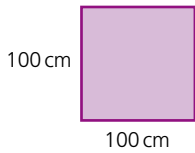


Converting between units for area and volume is not as straightforward as converting between units for length.

The diagram (left) shows a square of side length 1 m.

Area of the square =  $1 \text{ m}^2$

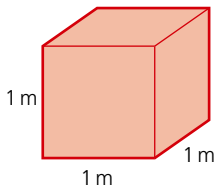
However, if the lengths of the sides are written in cm, each of the sides are 100 cm.



Area of the square =  $100 \times 100 = 10000 \text{ cm}^2$

Therefore an area of  $1 \text{ m}^2 = 10000 \text{ cm}^2$ .

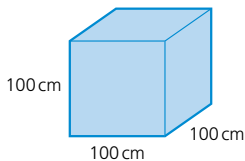
Similarly, a square of side length 1 cm is the same as a square of side length 10 mm. Therefore an area of  $1 \text{ cm}^2$  is equivalent to an area of  $100 \text{ mm}^2$ .



The diagram (left) shows a cube of side length 1 m.

Volume of the cube =  $1 \text{ m}^3$

Once again, if the lengths of the sides are written in cm, each of the sides are 100 cm.



Volume of the cube =  $100 \times 100 \times 100 = 1000000 \text{ cm}^3$

Therefore a volume of  $1 \text{ m}^3 = 1000000 \text{ cm}^3$ .

Similarly, a cube of side length 1 cm is the same as a cube of side length 10 mm.

Therefore a volume of  $1 \text{ cm}^3$  is equivalent to a volume of  $1000 \text{ mm}^3$ .

### Exercise 26.5

1 Convert the following areas:

- a  $10 \text{ m}^2$  to  $\text{cm}^2$       b  $2 \text{ m}^2$  to  $\text{mm}^2$       c  $5 \text{ km}^2$  to  $\text{m}^2$   
 d  $3.2 \text{ km}^2$  to  $\text{m}^2$       e  $8.3 \text{ cm}^2$  to  $\text{mm}^2$

2 Convert the following areas:

- a  $500 \text{ cm}^2$  to  $\text{m}^2$       b  $15000 \text{ mm}^2$  to  $\text{cm}^2$       c  $1000 \text{ m}^2$  to  $\text{km}^2$   
 d  $40000 \text{ mm}^2$  to  $\text{m}^2$       e  $2500000 \text{ cm}^2$  to  $\text{km}^2$

3 Convert the following volumes:

- a  $2.5 \text{ m}^3$  to  $\text{cm}^3$       b  $3.4 \text{ cm}^3$  to  $\text{mm}^3$       c  $2 \text{ km}^3$  to  $\text{m}^3$   
 d  $0.2 \text{ m}^3$  to  $\text{cm}^3$       e  $0.03 \text{ m}^3$  to  $\text{mm}^3$

4 Convert the following volumes:

- a  $150000 \text{ cm}^3$  to  $\text{m}^3$       b  $24000 \text{ mm}^3$  to  $\text{cm}^3$       c  $850000 \text{ m}^3$  to  $\text{km}^3$   
 d  $300 \text{ mm}^3$  to  $\text{cm}^3$       e  $15 \text{ cm}^3$  to  $\text{m}^3$

**? Student assessment 1**

- Convert the following lengths into the units indicated:  
**a** 2.6 cm to mm                      **b** 0.88 m to cm  
**c** 6800 m to km                        **d** 0.875 km to m
- Convert the following masses into the units indicated:  
**a** 4.2 g to mg                         **b** 3940 g to kg  
**c** 4.1 kg to g                          **d** 0.72 tonnes to kg
- Convert the following liquid measures into the units indicated:  
**a** 1800 ml to litres                    **c** 0.083 litre to ml  
**b** 3.2 litres to ml                      **d** 250 000 ml to litres
- Convert the following areas:  
**a**  $56 \text{ cm}^2$  to  $\text{mm}^2$                       **b**  $2.05 \text{ m}^3$  to  $\text{cm}^3$
- Convert the following volumes:  
**a**  $8670 \text{ cm}^3$  to  $\text{m}^3$                       **b**  $444\,000 \text{ cm}^3$  to  $\text{m}^3$

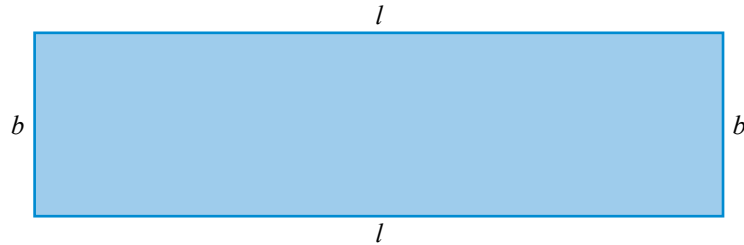
**? Student assessment 2**

- Convert the following lengths into the units indicated:  
**a** 3100 mm to cm                      **b** 6.4 km to m  
**c** 0.4 cm to mm                        **d** 460 mm to cm
- Convert the following masses into the units indicated:  
**a** 3.6 mg to g                          **b** 550 mg to g  
**c** 6500 g to kg                         **d** 1510 kg to tonnes
- Convert the following measures of capacity to the units indicated:  
**a** 3400 ml to litres                    **b** 6.7 litres to ml  
**c** 0.73 litre to ml                      **d** 300 000 ml to litres
- Convert the following areas:  
**a**  $0.03 \text{ m}^2$  to  $\text{mm}^2$                       **b**  $0.005 \text{ km}^2$  to  $\text{m}^2$
- Convert the following volumes:  
**a**  $100\,400 \text{ cm}^3$  to  $\text{m}^3$                       **b**  $5005 \text{ m}^3$  to  $\text{km}^3$

# Perimeter, area and volume

## The perimeter and area of a rectangle

The **perimeter** of a shape is the distance around the outside of the shape. Perimeter can be measured in mm, cm, m, km, etc.



The perimeter of the rectangle above of length  $l$  and breadth  $b$  is therefore:

$$\text{Perimeter} = l + b + l + b$$

This can be rearranged to give:

$$\text{Perimeter} = 2l + 2b$$

This in turn can be factorised to give:

$$\text{Perimeter} = 2(l + b)$$

The **area** of a shape is the amount of surface that it covers.

Area is measured in  $\text{mm}^2$ ,  $\text{cm}^2$ ,  $\text{m}^2$ ,  $\text{km}^2$ , etc.

The area  $A$  of the rectangle above is given by the formula:

$$A = lb$$

### → Worked example

Calculate the breadth of a rectangle of area  $200 \text{ cm}^2$  and length  $25 \text{ cm}$ .

$$A = lb$$

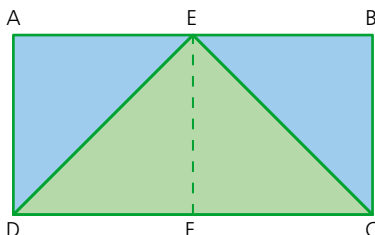
$$200 = 25b$$

$$B = 8$$

So the breadth is  $8 \text{ cm}$ .

## The area of a triangle

Rectangle ABCD has a triangle CDE drawn inside it.



Point E is said to be a **vertex** of the triangle.

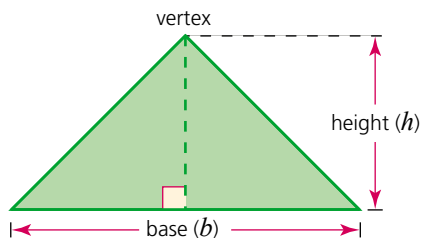
EF is the **height** or **altitude** of the triangle.

CD is the **length** of the rectangle, but is called the **base** of the triangle.

It can be seen from the diagram that triangle DEF is half the area of the rectangle AEFD.

Also triangle CFE is half the area of rectangle EBCF.

It follows that triangle CDE is half the area of rectangle ABCD.

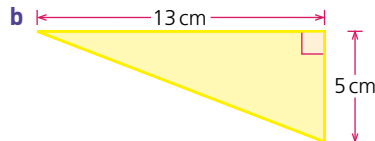
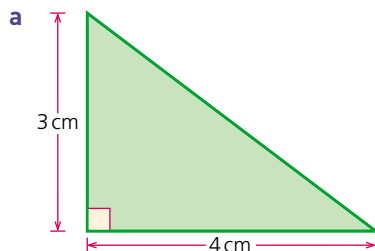


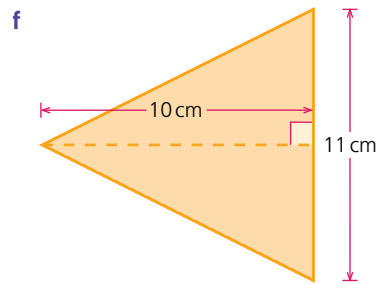
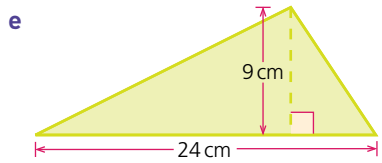
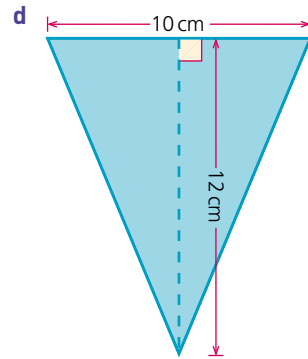
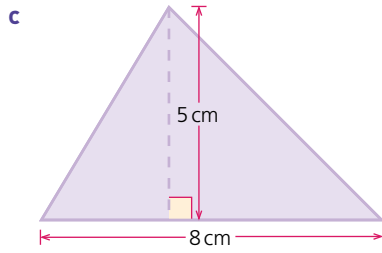
The **area of a triangle**  $A = \frac{1}{2}bh$ , where  $b$  is the base and  $h$  is the height.

Note: it does not matter which side is called the base, but the height must be measured at right angles from the base to the opposite vertex.

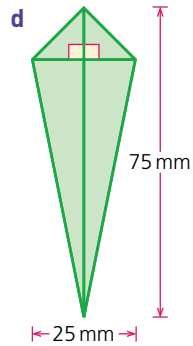
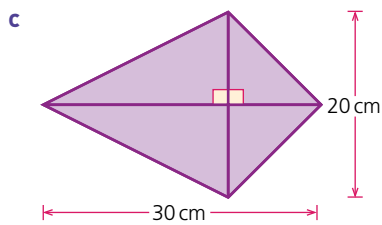
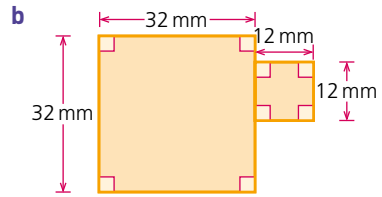
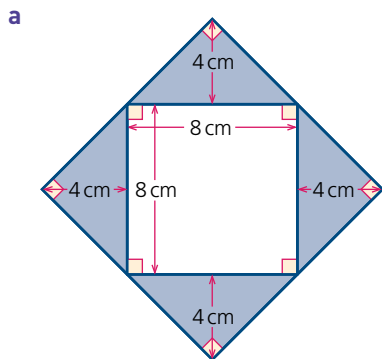
### Exercise 27.1

1 Calculate the areas of the triangles below:



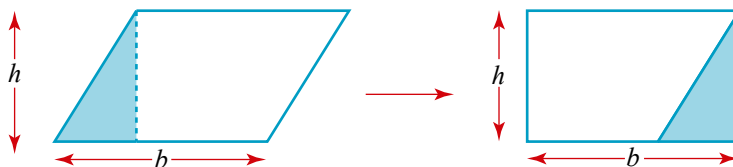


2 Calculate the areas of the shapes below:



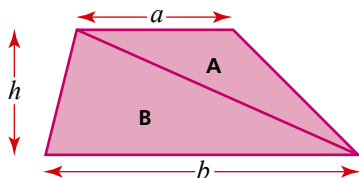
## The area of a parallelogram and a trapezium

A **parallelogram** can be rearranged to form a rectangle as shown below:



Therefore: **area of parallelogram** = base length  $\times$  perpendicular height.

A **trapezium** can be visualised as being split into two triangles as shown:



$$\text{Area of triangle } A = \frac{1}{2} \times a \times h$$

$$\text{Area of triangle } B = \frac{1}{2} \times b \times h$$

**Area of the trapezium**

$$= \text{area of triangle } A + \text{area of triangle } B$$

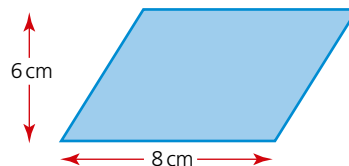
$$= \frac{1}{2} ah + \frac{1}{2} bh$$

$$= \frac{1}{2} h(a + b)$$

### → Worked examples

- a Calculate the area of the parallelogram:

$$\begin{aligned} \text{Area} &= \text{base length} \times \text{perpendicular height} \\ &= 8 \times 6 \\ &= 48 \text{ cm}^2 \end{aligned}$$



b Calculate the shaded area in the shape (below):

$$\text{Area of rectangle} = 12 \times 8$$

$$= 96 \text{ cm}^2$$

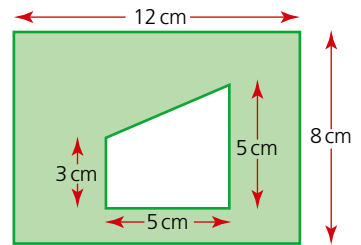
$$\text{Area of trapezium} = \frac{1}{2} \times 5(3 + 5)$$

$$= 2.5 \times 8$$

$$= 20 \text{ cm}^2$$

$$\text{Shaded area} = 96 - 20$$

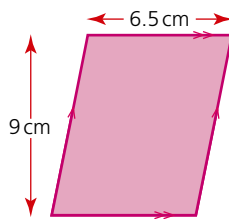
$$= 76 \text{ cm}^2$$



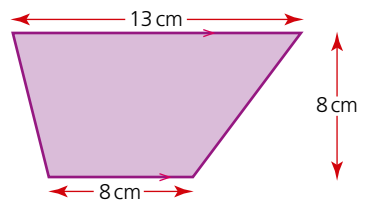
Exercise 27.2

Find the area of each of the following shapes:

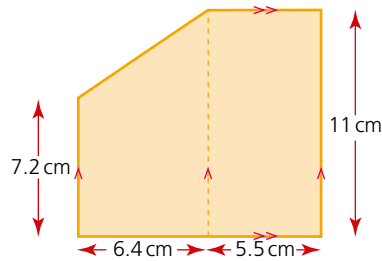
1



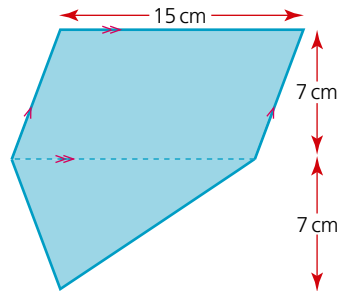
2



3

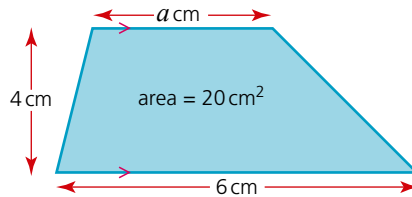


4



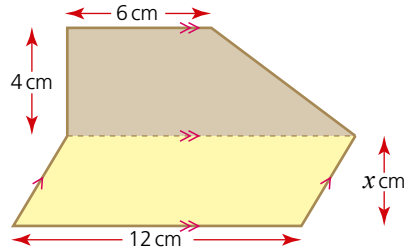
Exercise 27.3

1 Calculate  $a$ .

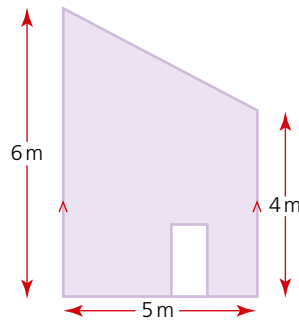


Exercise 27.3 (cont)

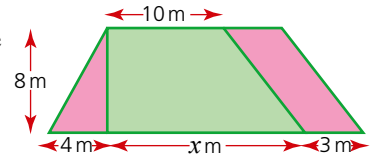
- 2 If the areas of this trapezium and parallelogram are equal, calculate  $x$ .



- 3 The end view of a house is as shown in the diagram (below). If the door has a width and height of 0.75 m and 2 m respectively, calculate the area of brickwork.

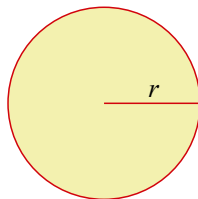


- 4 A garden in the shape of a trapezium is split into three parts: a flower bed in the shape of a triangle, a flower bed in the shape of a parallelogram and a section of grass in the shape of a trapezium, as shown (right). The area of the grass is two and a half times the total area of flower beds. Calculate:



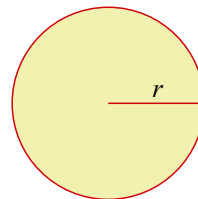
- the area of each flower bed,
- the area of grass,
- the value of  $x$ .

The circumference and area of a circle



The circumference is  $2\pi r$ .

$$C = 2\pi r$$



The area is  $\pi r^2$ .

$$A = \pi r^2$$

## → Worked examples

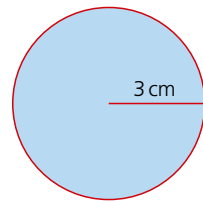
- a Calculate the circumference of this circle, giving your answer to 3 s.f.

$$\begin{aligned} C &= 2\pi r \\ &= 2\pi \times 3 = 18.8 \end{aligned}$$

The circumference is 18.8 cm.

Note: the answer 18.8 cm is only correct to 3 s.f. and therefore only an approximation. An **exact** answer involves leaving the answer in terms of  $\pi$ .

i.e. 
$$\begin{aligned} C &= 2\pi r \\ &= 2\pi \times 3 \\ &= 6\pi \text{ cm} \end{aligned}$$



- b If the circumference of this circle is 12 cm, calculate the radius, giving your answer

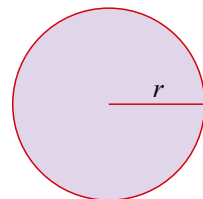
- i to 3 s.f.  
ii in terms of  $\pi$

i 
$$C = 2\pi r$$

$$\begin{aligned} r &= \frac{12}{2\pi} \\ &= 1.91 \end{aligned}$$

The radius is 1.91 cm.

ii 
$$\begin{aligned} r &= \frac{C}{2\pi} = \frac{12}{2\pi} \\ &= \frac{6}{\pi} \text{ cm} \end{aligned}$$



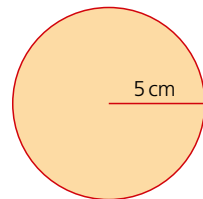
- c Calculate the area of this circle, giving your answer

- i to 3 s.f.  
ii in exact form

i 
$$\begin{aligned} A &= \pi r^2 \\ &= \pi \times 5^2 = 78.5 \end{aligned}$$

The area is 78.5 cm<sup>2</sup>.

ii 
$$\begin{aligned} A &= \pi r^2 \\ &= \pi \times 5^2 \\ &= 25\pi \text{ cm}^2 \end{aligned}$$



- d The **area of a circle** is 34 cm<sup>2</sup>, calculate the radius, giving your answer

- i to 3 s.f.  
ii in terms of  $\pi$

i 
$$A = \pi r^2$$

$$r = \sqrt{\frac{A}{\pi}}$$

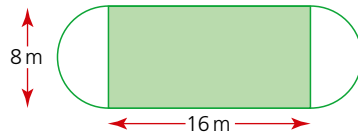
$$r = \sqrt{\frac{34}{\pi}} = 3.29$$

The radius is 3.29 cm.

ii 
$$r = \sqrt{\frac{A}{\pi}} = \sqrt{\frac{34}{\pi}} \text{ cm}$$

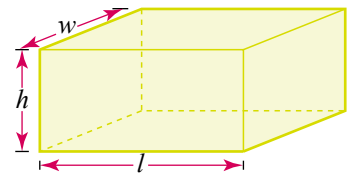


- 5 A garden is made up of a rectangular patch of grass and two semicircular vegetable patches. If the dimensions of the rectangular patch are 16 m (length) and 8 m (width) respectively, calculate in exact form:
- the perimeter of the garden,
  - the total area of the garden.



## The surface area of a cuboid and a cylinder

To calculate the surface area of a **cuboid**, start by looking at its individual faces. These are either squares or rectangles. The surface area of a cuboid is the sum of the areas of its faces.



$$\text{Area of top} = wl$$

$$\text{Area of bottom} = wl$$

$$\text{Area of front} = lh$$

$$\text{Area of back} = lh$$

$$\text{Area of one side} = wh$$

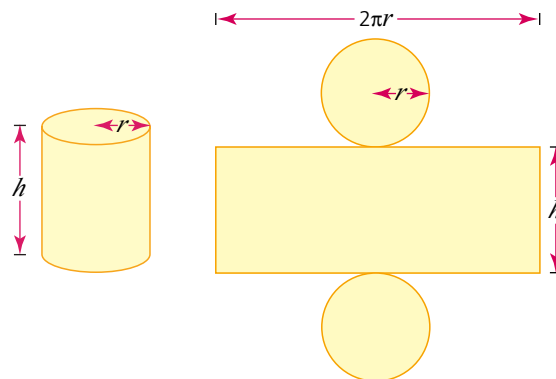
$$\text{Area of other side} = wh$$

$$\text{Total surface area}$$

$$= 2wl + 2lh + 2wh$$

$$= 2(wl + lh + wh)$$

For the surface area of a **cylinder**, it is best to visualise the net of the solid: it is made up of one rectangular piece and two circular pieces.



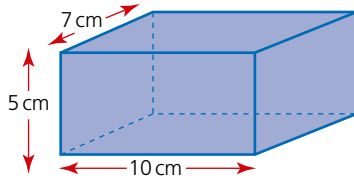
$$\text{Area of circular pieces} = 2 \times \pi r^2$$

$$\text{Area of rectangular piece} = 2\pi r \times h$$

$$\text{Total surface area} = 2\pi r^2 + 2\pi rh$$

$$= 2\pi r(r + h)$$

→ Worked examples



- a Calculate the surface area of the cuboid shown.

$$\text{Total area of top and bottom} = 2 \times 7 \times 10 = 140 \text{ cm}^2$$

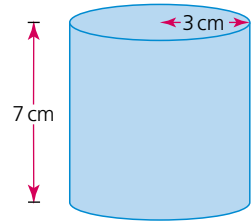
$$\text{Total area of front and back} = 2 \times 5 \times 10 = 100 \text{ cm}^2$$

$$\text{Total area of both sides} = 2 \times 5 \times 7 = 70 \text{ cm}^2$$

$$\text{Total surface area} = 310 \text{ cm}^2$$

- b If the height of a cylinder is 7 cm and the radius of its circular top is 3 cm, calculate its surface area.

$$\begin{aligned} \text{Total surface area} &= 2\pi r(r + h) \\ &= 2\pi \times 3 \times (3 + 7) \\ &= 6\pi \times 10 \\ &= 60\pi \\ &= 188 \text{ cm}^2 \text{ (3 s.f.)} \end{aligned}$$



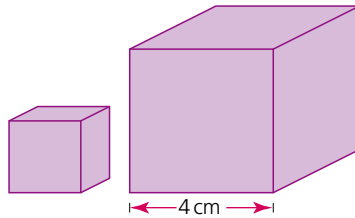
The total surface area is  $188 \text{ cm}^2$ .

Exercise 27.6

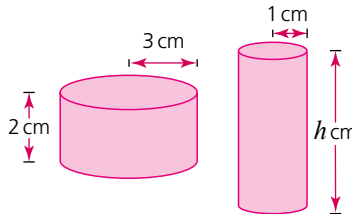
- Calculate the surface area of each of the following cuboids:
  - $l = 12 \text{ cm}$ ,  $w = 10 \text{ cm}$ ,  $h = 5 \text{ cm}$
  - $l = 4 \text{ cm}$ ,  $w = 6 \text{ cm}$ ,  $h = 8 \text{ cm}$
  - $l = 4.2 \text{ cm}$ ,  $w = 7.1 \text{ cm}$ ,  $h = 3.9 \text{ cm}$
  - $l = 5.2 \text{ cm}$ ,  $w = 2.1 \text{ cm}$ ,  $h = 0.8 \text{ cm}$
- Calculate the height of each of the following cuboids:
  - $l = 5 \text{ cm}$ ,  $w = 6 \text{ cm}$ , surface area =  $104 \text{ cm}^2$
  - $l = 2 \text{ cm}$ ,  $w = 8 \text{ cm}$ , surface area =  $112 \text{ cm}^2$
  - $l = 3.5 \text{ cm}$ ,  $w = 4 \text{ cm}$ , surface area =  $118 \text{ cm}^2$
  - $l = 4.2 \text{ cm}$ ,  $w = 10 \text{ cm}$ , surface area =  $226 \text{ cm}^2$
- Calculate the surface area of each of the following cylinders:
  - $r = 2 \text{ cm}$ ,  $h = 6 \text{ cm}$
  - $r = 4 \text{ cm}$ ,  $h = 7 \text{ cm}$
  - $r = 3.5 \text{ cm}$ ,  $h = 9.2 \text{ cm}$
  - $r = 0.8 \text{ cm}$ ,  $h = 4.3 \text{ cm}$
- Calculate the height of each of the following cylinders. Give your answers to 1 d.p.
  - $r = 2.0 \text{ cm}$ , surface area =  $40 \text{ cm}^2$
  - $r = 3.5 \text{ cm}$ , surface area =  $88 \text{ cm}^2$
  - $r = 5.5 \text{ cm}$ , surface area =  $250 \text{ cm}^2$
  - $r = 3.0 \text{ cm}$ , surface area =  $189 \text{ cm}^2$

Exercise 27.7

- 1 Two cubes are placed next to each other. The length of each of the edges of the larger cube is 4 cm. If the ratio of their surface areas is 1:4, calculate:
- the surface area of the small cube,
  - the length of an edge of the small cube.



- 2 A cube and a cylinder have the same surface area. If the cube has an edge length of 6 cm and the cylinder a radius of 2 cm, calculate:
- the surface area of the cube,
  - the height of the cylinder.
- 3 Two cylinders have the same surface area. The shorter of the two has a radius of 3 cm and a height of 2 cm, and the taller cylinder has a radius of 1 cm. Calculate:

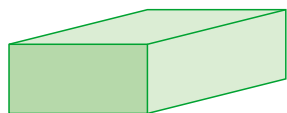


- the surface area of one of the cylinders in terms of  $\pi$
  - the height of the taller cylinder.
- 4 Two cuboids have the same surface area. The dimensions of one of them are: length = 3 cm, width = 4 cm and height = 2 cm. Calculate the height of the other cuboid if its length is 1 cm and its width is 4 cm.

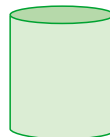
## The volume and surface area of a prism

A prism is any three-dimensional object which has a constant cross-sectional area.

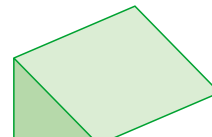
Below are a few examples of some of the more common types of prism.



Rectangular prism  
(cuboid)



Circular prism  
(cylinder)



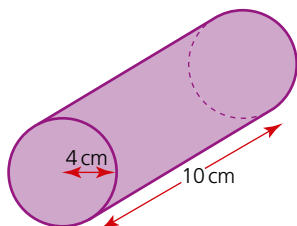
Triangular prism

When each of the shapes is cut parallel to the shaded face, the cross-section is constant and the shape is therefore classified as a prism.

**Volume of a prism** = area of cross-section  $\times$  length

Surface area of a prism = sum of the areas of each of its faces

### → Worked examples



- a Calculate the volume of the cylinder in the diagram:

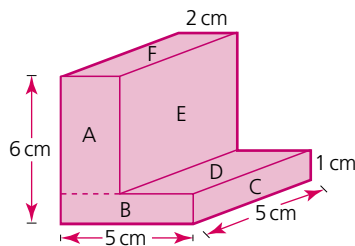
Volume = cross-sectional area  $\times$  length

$$= \pi \times 4^2 \times 10$$

$$\text{Volume} = 503 \text{ cm}^3 \text{ (3 s.f.)}$$

As an exact value, the volume would be left as  $160\pi \text{ cm}^3$

- b Calculate the
- volume and
  - surface area of the 'L' shaped prism in the diagram



The cross-sectional area can be split into two rectangles:

$$\begin{aligned} \text{i Area of rectangle A} &= 5 \times 2 \\ &= 10 \text{ cm}^2 \end{aligned}$$

$$\begin{aligned} \text{Area of rectangle B} &= 5 \times 1 \\ &= 5 \text{ cm}^2 \end{aligned}$$

$$\text{Total cross-sectional area} = (10 \text{ cm}^2 + 5 \text{ cm}^2) = 15 \text{ cm}^2$$

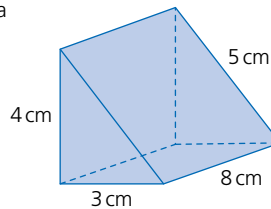
$$\begin{aligned} \text{Volume of prism} &= 15 \times 5 \\ &= 75 \text{ cm}^3 \end{aligned}$$

- ii Area of rectangle A =  $5 \times 2 = 10 \text{ cm}^2$
- Area of rectangle B =  $5 \times 1 = 5 \text{ cm}^2$
- Area of rectangle C =  $5 \times 1 = 5 \text{ cm}^2$
- Area of rectangle D =  $3 \times 5 = 15 \text{ cm}^2$
- Area of rectangle E =  $5 \times 5 = 25 \text{ cm}^2$
- Area of rectangle F =  $2 \times 5 = 10 \text{ cm}^2$
- Area of back is the same as A + B =  $15 \text{ cm}^2$
- Area of left face is the same as C + E =  $30 \text{ cm}^2$
- Area of base =  $5 \times 5 = 25 \text{ cm}^2$
- Total surface area =  $10 + 5 + 5 + 15 + 25 + 10 + 15 + 30 + 25 = 140 \text{ cm}^2$

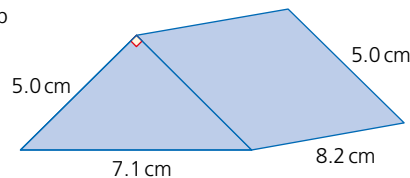
Exercise 27.8

- 1 Calculate the volume of each of the following cuboids, where  $w$ ,  $l$  and  $h$  represent the width, length and height respectively.
  - a  $w = 2 \text{ cm}$ ,  $l = 3 \text{ cm}$ ,  $h = 4 \text{ cm}$
  - b  $w = 6 \text{ cm}$ ,  $l = 1 \text{ cm}$ ,  $h = 3 \text{ cm}$
  - c  $w = 6 \text{ cm}$ ,  $l = 23 \text{ mm}$ ,  $h = 2 \text{ cm}$
  - d  $w = 42 \text{ mm}$ ,  $l = 3 \text{ cm}$ ,  $h = 0.007 \text{ m}$
- 2 Calculate the volume of each of the following cylinders, where  $r$  represents the radius of the circular face and  $h$  the height of the cylinder.
  - a  $r = 4 \text{ cm}$ ,  $h = 9 \text{ cm}$
  - b  $r = 3.5 \text{ cm}$ ,  $h = 72 \text{ cm}$
  - c  $r = 25 \text{ mm}$ ,  $h = 10 \text{ cm}$
  - d  $r = 0.3 \text{ cm}$ ,  $h = 17 \text{ mm}$
- 3 Calculate the volume and total surface area of each of the following right-angled triangular prisms.

a

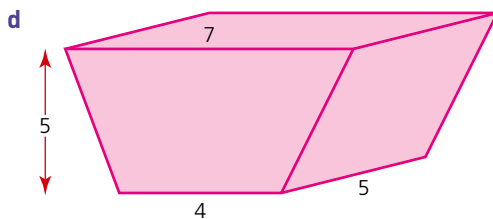
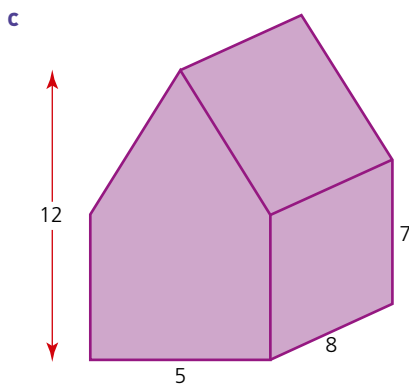
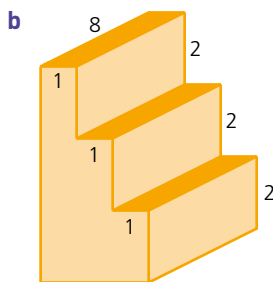
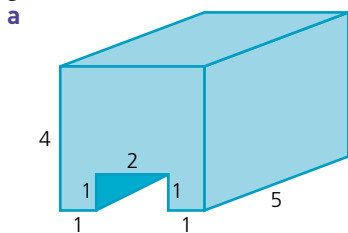


b



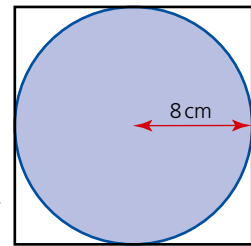
Exercise 27.8 (cont)

- 4 Calculate the volume of each of the following prisms. All dimensions are given in centimetres.

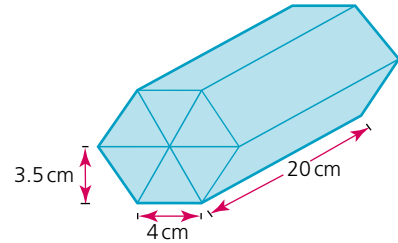


## Exercise 27.9

1 The diagram shows a plan view of a cylinder inside a box the shape of a cube. If the radius of the cylinder is 8 cm, calculate the percentage volume of the cube not occupied by the cylinder.



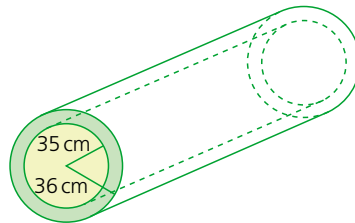
2 A chocolate bar is made in the shape of a triangular prism. The triangular face of the prism is equilateral and has an edge length of 4 cm and a perpendicular height of 3.5 cm. The manufacturer also sells these in special packs of six bars arranged as a hexagonal prism. If the prisms are 20 cm long, calculate:



- the cross-sectional area of the pack,
- the volume of the pack.

3 A cuboid and a cylinder have the same volume. The radius and height of the cylinder are 2.5 cm and 8 cm respectively. If the length and width of the cuboid are each 5 cm, calculate its height to 1 d.p.

4 A section of steel pipe is shown in the diagram. The inner radius is 35 cm and the outer radius 36 cm.



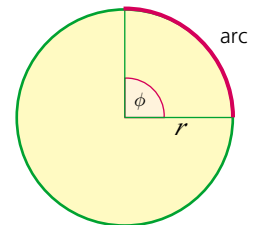
Calculate the volume of steel used in making the pipe if it has a length of 130 m. Give your answer in terms of  $\pi$ .

## Arc length

An **arc** is part of the circumference of a circle between two radii.

Its length is proportional to the size of the angle  $\phi$  between the two radii. The length of the arc as a fraction of the circumference of the whole circle is therefore equal to the fraction that  $\phi$  is of  $360^\circ$ .

$$\text{Arc length} = \frac{\phi}{360} \times 2\pi r$$



## → Worked examples

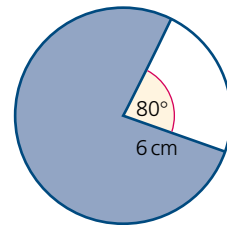
a Find the length of the minor arc in the circle.

i Give your answer to 3 s.f.

$$\begin{aligned}\text{Arc length} &= \frac{80}{360} \times 2 \times \pi \times 6 \\ &= 8.38 \text{ cm}\end{aligned}$$

ii Give your answer in terms of  $\pi$

$$\begin{aligned}\text{Arc length} &= \frac{80}{360} \times 2 \times \pi \times 6 \\ &= \frac{8}{3} \pi \text{ cm}\end{aligned}$$



b In the circle the length of the minor arc is 12.4 cm and the radius is 7 cm.

i Calculate the angle  $\phi$ .

$$\begin{aligned}\text{Arc length} &= \frac{\phi}{360} \times 2\pi r \\ 12.4 &= \frac{\phi}{360} \times 2 \times \pi \times 7\end{aligned}$$

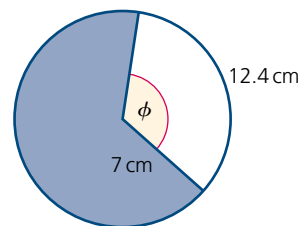
$$\frac{12.4 \times 360}{2 \times \pi \times 7} = \phi$$

$$= 101.5^\circ \text{ (1 d.p.)}$$

ii Calculate the length of the major arc.

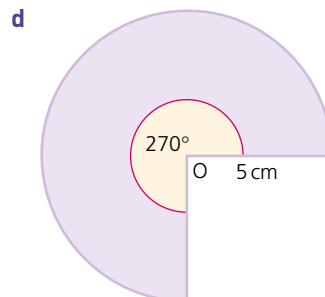
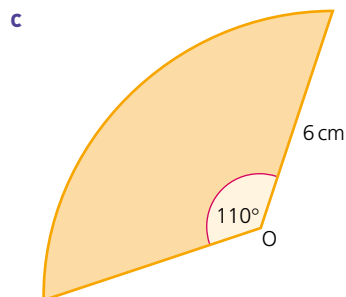
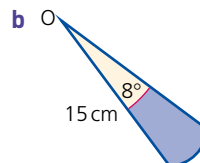
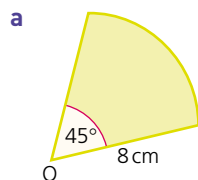
$$\begin{aligned}C &= 2\pi r \\ &= 2 \times \pi \times 7 = 44.0 \text{ cm (3 s.f.)}\end{aligned}$$

$$\text{Major arc} = \text{circumference} - \text{minor arc} = (44.0 - 12.4) = 31.6 \text{ cm}$$



## Exercise 27.10

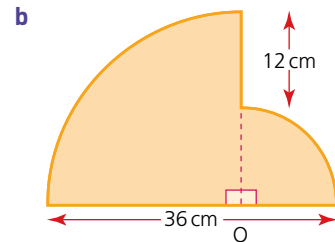
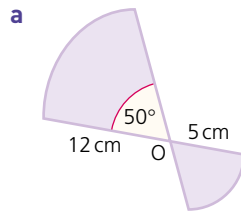
1 For each of the following, give the length of the arc to 3 s.f. O is the centre of the circle.



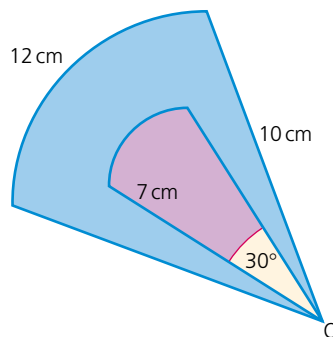
- 2 A sector is the region of a circle enclosed by two radii and an arc. Calculate the angle  $\phi$  for each of the following sectors. The radius  $r$  and arc length  $a$  are given in each case.
- a  $r = 14$  cm,  $a = 8$  cm  
 b  $r = 4$  cm,  $a = 16$  cm  
 c  $r = 7.5$  cm,  $a = 7.5$  cm  
 d  $r = 6.8$  cm,  $a = 13.6$  cm
- 3 Calculate the radius  $r$  for each of the following sectors. The angle  $\phi$  and arc length  $a$  are given in each case.
- a  $\phi = 75^\circ$ ,  $a = 16$  cm  
 b  $\phi = 300^\circ$ ,  $a = 24$  cm  
 c  $\phi = 20^\circ$ ,  $a = 6.5$  cm  
 d  $\phi = 243^\circ$ ,  $a = 17$  cm

### Exercise 27.11

- 1 Calculate the perimeter of each of these shapes. Give your answers in exact form.



- 2 A shape is made from two sectors arranged in such a way that they share the same centre.

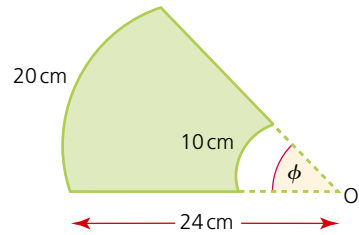


The radius of the smaller sector is 7 cm and the radius of the larger sector is 10 cm. If the angle at the centre of the smaller sector is  $30^\circ$  and the arc length of the larger sector is 12 cm, calculate:

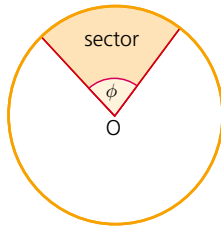
- a the arc length of the smaller sector,  
 b the total perimeter of the two sectors,  
 c the angle at the centre of the larger sector.

Exercise 27.11 (cont)

- 3 For the diagram (right), calculate:  
 a the radius of the smaller sector,  
 b the perimeter of the shape,  
 c the angle  $\phi$ .



The area of a sector



A **sector** is the region of a circle enclosed by two radii and an arc. Its area is proportional to the size of the angle  $\phi$  between the two radii. The area of the sector as a fraction of the area of the whole circle is therefore equal to the fraction that  $\phi$  is of  $360^\circ$ .

$$\text{Area of sector} = \frac{\phi}{360} \times \pi r^2$$

→ Worked examples

- a Calculate the area of the sector, giving your answer  
 i to 3 s.f    ii in terms of  $\pi$

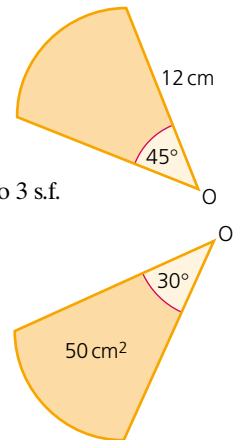
i  $\text{Area} = \frac{45}{360} \times \pi \times 12^2$   
 $= 56.5 \text{ cm}^2$

ii  $\text{Area} = 18\pi \text{ cm}^2$

- b Calculate the radius of the sector, giving your answer to 3 s.f.

$$\begin{aligned} \text{Area} &= \frac{\phi}{360} \times \pi r^2 \\ 50 &= \frac{30}{360} \times \pi \times r^2 \\ \frac{50 \times 360}{30\pi} &= r^2 \\ r &= 13.8 \end{aligned}$$

The radius is 13.8 cm.

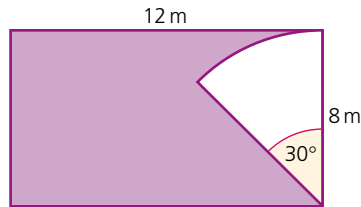


Exercise 27.12

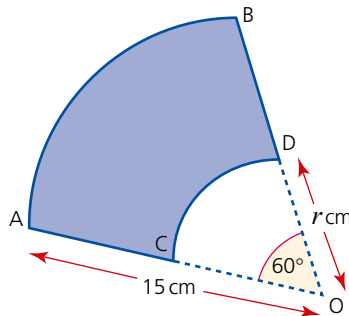
- 1 Calculate the area of each of the following sectors, using the values of the angle  $\phi$  and radius  $r$  in each case.
  - a  $\phi = 60^\circ$ ,  $r = 8$  cm
  - b  $\phi = 120^\circ$ ,  $r = 14$  cm
  - c  $\phi = 2^\circ$ ,  $r = 18$  cm
  - d  $\phi = 320^\circ$ ,  $r = 4$  cm
- 2 Calculate the radius for each of the following sectors, using the values of the angle  $\phi$  and the area  $A$  in each case.
  - a  $\phi = 40^\circ$ ,  $A = 120$  cm<sup>2</sup>
  - b  $\phi = 12^\circ$ ,  $A = 42$  cm<sup>2</sup>
  - c  $\phi = 150^\circ$ ,  $A = 4$  cm<sup>2</sup>
  - d  $\phi = 300^\circ$ ,  $A = 400$  cm<sup>2</sup>
- 3 Calculate the value of the angle  $\phi$ , to the nearest degree, for each of the following sectors, using the values of  $A$  and  $r$  in each case.
  - a  $r = 12$  cm,  $A = 60$  cm<sup>2</sup>
  - b  $r = 26$  cm,  $A = 0.02$  m<sup>2</sup>
  - c  $r = 0.32$  m,  $A = 180$  cm<sup>2</sup>
  - d  $r = 38$  mm,  $A = 16$  cm<sup>2</sup>

Exercise 27.13

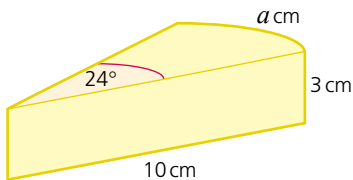
- 1 A rotating sprinkler is placed in one corner of a garden (below). If it has a reach of 8 m and rotates through an angle of  $30^\circ$ , calculate the area of garden not being watered. Give your answer in terms of  $\pi$ .



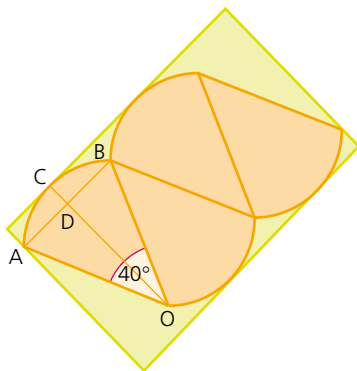
- 2 Two sectors AOB and COD share the same centre O. The area of AOB is three times the area of COD. Calculate:
  - a the area of sector AOB,
  - b the area of sector COD,
  - c the radius  $r$  cm of sector COD.



- 3 A circular cake is cut. One of the slices is shown. Calculate:
- the length  $a$  cm of the arc,
  - the total surface area of all the sides of the slice,
  - the volume of the slice.

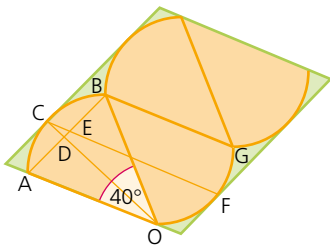


- 4 The diagram shows a plan view of four tiles in the shape of sectors placed in the bottom of a box. C is the midpoint of the arc AB and intersects the chord AB at point D. If the length OB is 10 cm,



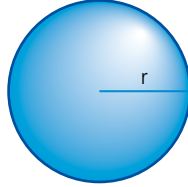
calculate:

- the length OD,
  - the length CD,
  - the area of the sector AOB,
  - the length and width of the box,
  - the area of the base of the box not covered by the tiles.
- 5 The tiles in Question 4 are repackaged and are now placed in a box, the base of which is a parallelogram. Given that C and F are the midpoints of arcs AB and OG respectively, calculate:
- the angle  $OCF$ ,
  - the length CE,
  - the length of the sides of the box,
  - the area of the base of the box not covered by the tiles.



## The volume of a sphere

$$\text{Volume of sphere} = \frac{4}{3}\pi r^3$$



### Worked examples

a Calculate the volume of the sphere, giving your answer:

i to 3 s.f.                      ii in terms of  $\pi$

$$\begin{aligned} \text{i Volume of sphere} &= \frac{4}{3}\pi r^3 \\ &= \frac{4}{3} \times \pi \times 3^3 \\ &= 113.1 \end{aligned}$$

The volume is  $113 \text{ cm}^3$ .

$$\begin{aligned} \text{ii Volume of sphere} &= \frac{4}{3}\pi \times 3^3 \\ &= 36\pi \text{ cm}^3 \end{aligned}$$

b Given that the volume of a sphere is  $150 \text{ cm}^3$ , calculate its radius to 3 s.f.

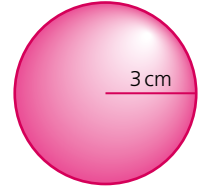
$$V = \frac{4}{3}\pi r^3$$

$$r^3 = \frac{3V}{4\pi}$$

$$r^3 = \frac{3 \times 150}{4 \times \pi}$$

$$r = \sqrt[3]{35.8} = 3.30$$

The radius is  $3.30 \text{ cm}$ .



### Exercise 27.14

1 Calculate the volume of each of the following spheres. The radius  $r$  is given in each case.

a  $r = 6 \text{ cm}$

b  $r = 9.5 \text{ cm}$

c  $r = 8.2 \text{ cm}$

d  $r = 0.7 \text{ cm}$

2 Calculate the radius of each of the following spheres. Give your answers in centimetres and to 1 d.p. The volume  $V$  is given in each case.

a  $V = 130 \text{ cm}^3$

b  $V = 720 \text{ cm}^3$

c  $V = 0.2 \text{ m}^3$

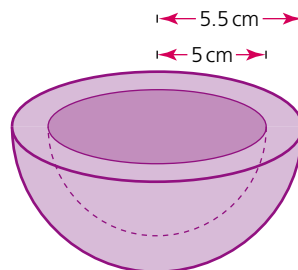
d  $V = 1000 \text{ mm}^3$

Exercise 27.15

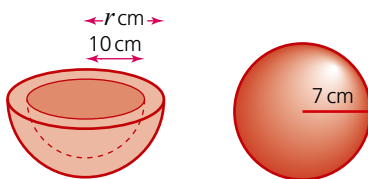
- 1 Given that sphere B has twice the volume of sphere A, calculate the radius of sphere B. Give your answer to 1 d.p.



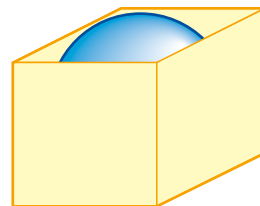
- 2 Calculate the volume of material used to make the hemispherical bowl if the inner radius of the bowl is 5 cm and its outer radius 5.5 cm. Give your answer in terms of  $\pi$ .



- 3 The volume of the material used to make the sphere and hemispherical bowl are the same. Given that the radius of the sphere is 7 cm and the inner radius of the bowl is 10 cm, calculate, to 1 d.p., the outer radius  $r$  cm of the bowl.



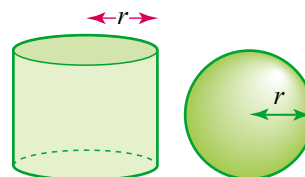
- 4 A ball is placed inside a box into which it will fit tightly. If the radius of the ball is 10 cm, calculate the percentage volume of the box not occupied by the ball.



- 5 A steel ball is melted down to make eight smaller identical balls. If the radius of the original steel ball was 20 cm, calculate to the nearest millimetre the radius of each of the smaller balls.

- 6 A steel ball of volume  $600 \text{ cm}^3$  is melted down and made into three smaller balls A, B and C. If the volumes of A, B and C are in the ratio 7:5:3, calculate to 1 d.p. the radius of each of A, B and C.

- 7 The cylinder and sphere shown have the same radius and the same height. Calculate the ratio of their volumes, giving your answer in the form volume of cylinder : volume of sphere.

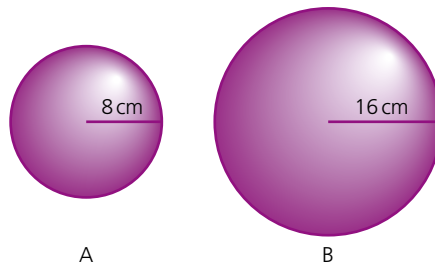


## The surface area of a sphere

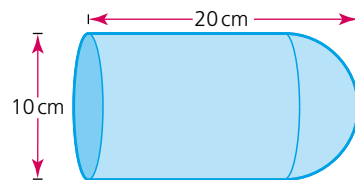
**Surface area of sphere** =  $4\pi r^2$

*Exercise 27.16*

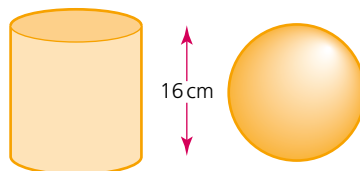
- Calculate the surface area of each of the following spheres when:
  - $r = 6$  cm
  - $r = 4.5$  cm
  - $r = 12.25$  cm
  - $r = \frac{1}{\sqrt{\pi}}$  cm
- Calculate the radius of each of the following spheres, given the surface area in each case.
  - $A = 50$  cm<sup>2</sup>
  - $A = 16.5$  cm<sup>2</sup>
  - $A = 120$  mm<sup>2</sup>
  - $A = \pi$  cm<sup>2</sup>
- Sphere A has a radius of 8 cm and sphere B has a radius of 16 cm. Calculate the ratio of their surface areas in the form  $1:n$ .



- A hemisphere of diameter 10 cm is attached to a cylinder of equal diameter as shown. If the total length of the shape is 20 cm, calculate the surface area of the whole shape.

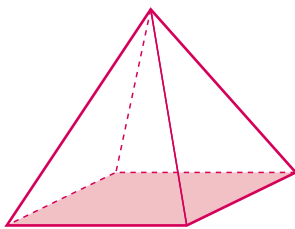


- A sphere and a cylinder both have the same surface area and the same height of 16 cm. Calculate the radius of the cylinder.

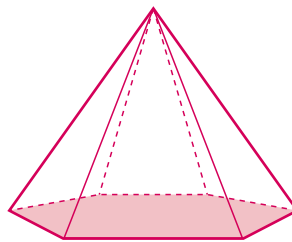


## The volume of a pyramid

A pyramid is a three-dimensional shape in which each of its faces must be plane. A pyramid has a polygon for its base and the other faces are triangles with a common vertex, known as the **apex**. Its individual name is taken from the shape of the base.



Square-based pyramid



Hexagonal-based pyramid

Volume of any pyramid

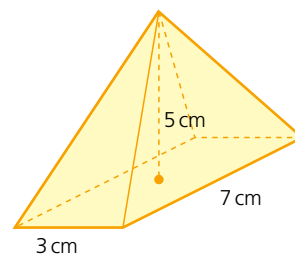
$$= \frac{1}{3} \times \text{area of base} \times \text{perpendicular height}$$

### → Worked examples

- a A rectangular-based pyramid has a perpendicular height of 5 cm and base dimensions as shown. Calculate the volume of the pyramid.

$$\begin{aligned} \text{Volume} &= \frac{1}{3} \times \text{base area} \times \text{height} \\ &= \frac{1}{3} \times 3 \times 7 \times 5 = 35 \end{aligned}$$

The volume is  $35 \text{ cm}^3$ .



- b The pyramid shown has a volume of  $60 \text{ cm}^3$ . Calculate its perpendicular height  $h$  cm.

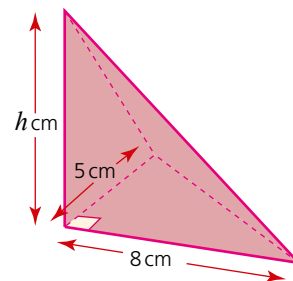
$$\text{Volume} = \frac{1}{3} \times \text{base area} \times \text{height}$$

$$\text{Height} = \frac{3 \times \text{volume}}{\text{base area}}$$

$$h = \frac{3 \times 60}{\frac{1}{2} \times 8 \times 5}$$

$$h = 9$$

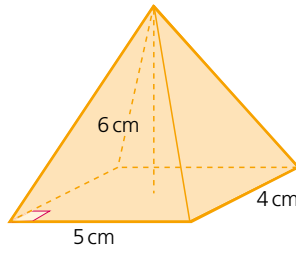
The height is 9 cm.



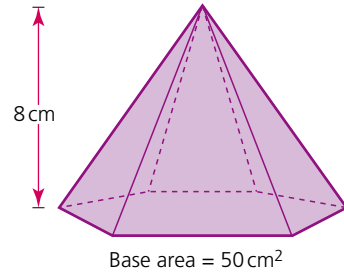
Exercise 27.17

Find the volume of each of the following pyramids:

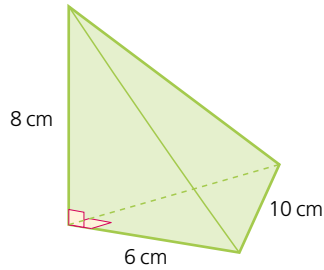
1



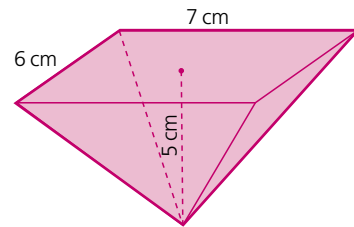
2



3

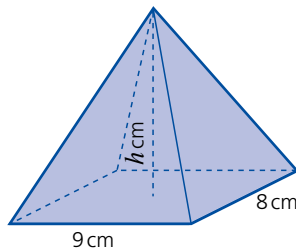


4

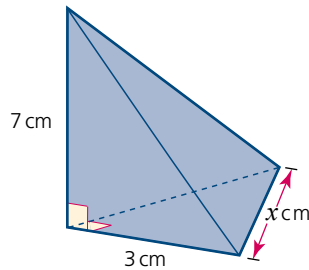


Exercise 27.18

1 Calculate the perpendicular height  $h$  cm for the pyramid, given that it has a volume of  $168 \text{ cm}^3$ .

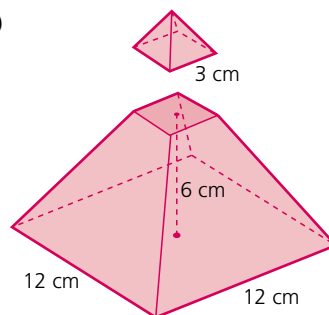


2 Calculate the length of the edge marked  $x$  cm, given that the volume of the pyramid is  $14 \text{ cm}^3$ .

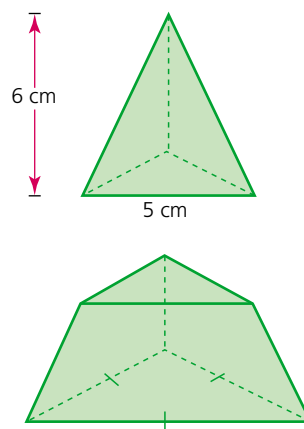


*Exercise 27.18(cont)*

- 3 The top of a square-based pyramid (right) is cut off. The cut is made parallel to the base. If the base of the smaller pyramid has a side length of 3 cm and the vertical height of the truncated pyramid is 6 cm, calculate:
- the height of the original pyramid,
  - the volume of the original pyramid,
  - the volume of the truncated pyramid.



- 4 The top of a triangular-based pyramid (tetrahedron) is cut off. The cut is made parallel to the base. If the vertical height of the top is 6 cm, calculate:
- the height of the truncated piece,
  - the volume of the small pyramid,
  - the volume of the original pyramid.

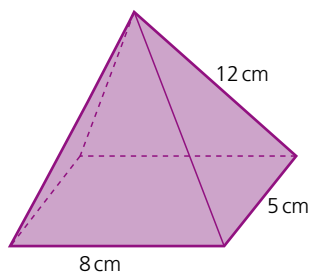
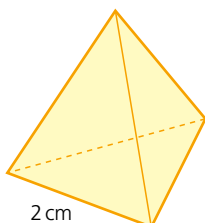


## The surface area of a pyramid

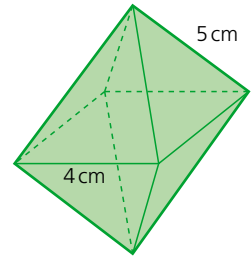
The surface area of a pyramid is found simply by adding together the areas of all of its faces.

*Exercise 27.19*

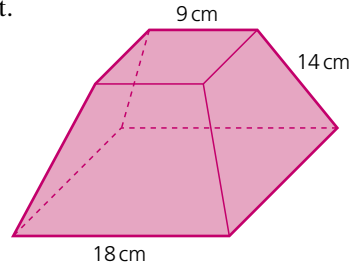
- Calculate the surface area of a regular tetrahedron with edge length 2 cm.
- The rectangular-based pyramid shown has a sloping edge length of 12 cm. Calculate its surface area.



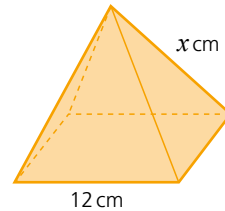
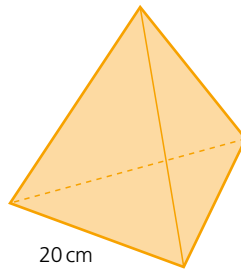
- 3 Two square-based pyramids are glued together as shown (right). Given that all the triangular faces are congruent, calculate the surface area of the whole shape.



- 4 Calculate the surface area of the truncated square-based pyramid shown. Assume that all the sloping faces are congruent.



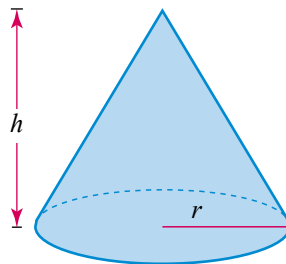
- 5 The two pyramids shown below have the same surface area.



Calculate:

- the surface area of the regular tetrahedron,
- the area of one of the triangular faces on the square-based pyramid,
- the value of  $x$ .

## The volume of a cone



A cone is a pyramid with a circular base. The formula for its volume is therefore the same as for any other pyramid.

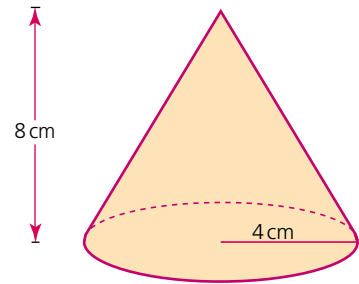
$$\begin{aligned} \text{Volume} &= \frac{1}{3} \times \text{base area} \times \text{height} \\ &= \frac{1}{3} \pi r^2 h \end{aligned}$$

→ Worked examples

- a Calculate the **volume of the cone**.

$$\begin{aligned} \text{Volume} &= \frac{1}{3}\pi r^2 h \\ &= \frac{1}{3} \times \pi \times 4^2 \times 8 \\ &= 134.0 \text{ (1 d.p.)} \end{aligned}$$

The volume is  $134 \text{ cm}^3$  (3 s.f.).

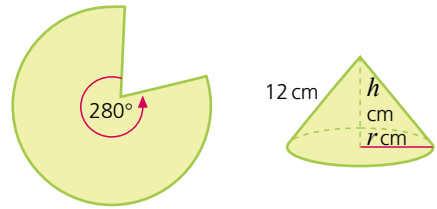


- b The sector below is assembled to form a cone as shown.

- i Calculate, in terms of  $\pi$ , the base circumference of the cone.

The base circumference of the cone is equal to the arc length of the sector.

The radius of the sector is equal to the slant height of the cone (i.e. 12 cm).



$$\begin{aligned} \text{Sector arc length} &= \frac{\phi}{360} \times 2\pi r \\ &= \frac{280}{360} \times 2\pi \times 12 = \frac{56}{3}\pi \end{aligned}$$

So the base circumference is  $\frac{56}{3}\pi \text{ cm}$ .

- ii Calculate, in exact form, the base radius of the cone.

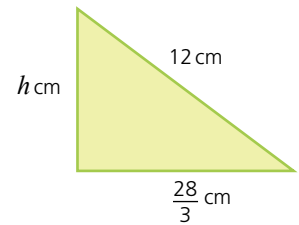
The base of a cone is circular, therefore:

$$\begin{aligned} C &= 2\pi r \\ r &= \frac{C}{2\pi} \\ &= \frac{\frac{56}{3}\pi}{2\pi} = \frac{56}{6} = \frac{28}{3} \end{aligned}$$

So the radius is  $\frac{28}{3} \text{ cm}$ .

- iii Calculate the exact height of the cone.

The vertical height of the cone can be calculated using Pythagoras' theorem on the right-angled triangle enclosed by the base radius, vertical height and the sloping face, as shown (right).



Note that the length of the sloping face is equal to the radius of the sector.

$$12^2 = h^2 + \left(\frac{28}{3}\right)^2$$

$$h^2 = 12^2 - \left(\frac{28}{3}\right)^2$$

$$h^2 = \frac{512}{9}$$

$$h = \frac{\sqrt{512}}{3} = \frac{16\sqrt{2}}{3}$$

Therefore the vertical height is  $\frac{16\sqrt{2}}{3}$  cm.

- iv Calculate the volume of the cone, leaving your answer both in terms of  $\pi$  and to 3 s.f.

$$\begin{aligned} \text{Volume} &= \frac{1}{3}\pi r^2 h \\ &= \frac{1}{3}\pi \times \left(\frac{28}{3}\right)^2 \times \frac{16\sqrt{2}}{3} \\ &= \frac{12544\sqrt{2}}{81}\pi \text{ cm}^3 \\ &= 688 \text{ cm}^3 \end{aligned}$$



### Note

In the worked examples, the previous answer was used to calculate the next stage of the question. By using exact values each time, you will avoid introducing rounding errors into the calculation.

### Exercise 27.20

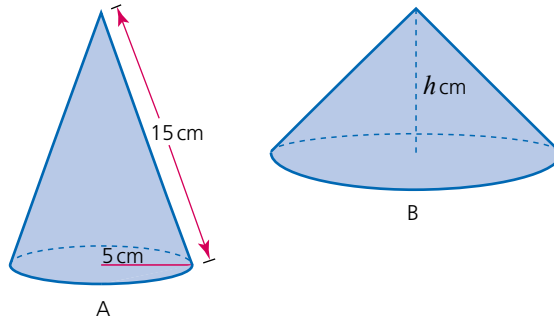
- Calculate the volume of each of the following cones. Use the values for the base radius  $r$  and the vertical height  $h$  given in each case.
  - $r = 3$  cm,  $h = 6$  cm
  - $r = 6$  cm,  $h = 7$  cm
  - $r = 8$  mm,  $h = 2$  cm
  - $r = 6$  cm,  $h = 44$  mm
- Calculate the base radius of each of the following cones. Use the values for the volume  $V$  and the vertical height  $h$  given in each case.
  - $V = 600$  cm<sup>3</sup>,  $h = 12$  cm
  - $V = 225$  cm<sup>3</sup>,  $h = 18$  mm
  - $V = 1400$  mm<sup>3</sup>,  $h = 2$  cm
  - $V = 0.04$  m<sup>3</sup>,  $h = 145$  mm
- The base circumference  $C$  and the length of the sloping face  $l$  are given for each of the following cones. Calculate
  - the base radius,
  - the vertical height,
  - the volume in each case.

Give all answers to 3 s.f.

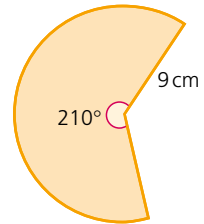
a	$C = 50$ cm,	$l = 15$ cm	b	$C = 100$ cm,	$l = 18$ cm
c	$C = 0.4$ m,	$l = 75$ mm	d	$C = 240$ mm,	$l = 6$ cm

Exercise 27.21

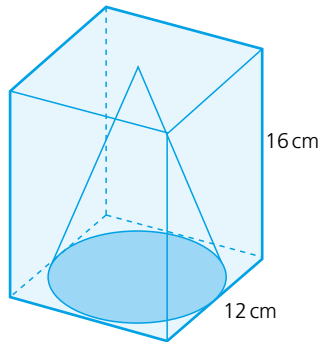
- 1 The two cones A and B shown below have the same volume. Using the dimensions shown and given that the base circumference of cone B is 60 cm, calculate the height  $h$  cm.



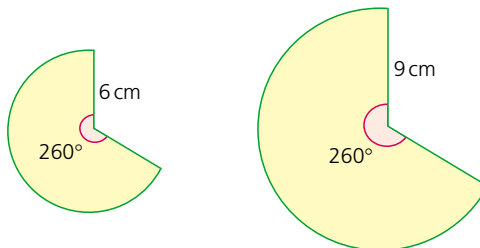
- 2 The sector shown is assembled to form a cone. Calculate the following, giving your answers to parts **a**, **b** and **c** in exact form:
- the base circumference of the cone,
  - the base radius of the cone,
  - the vertical height of the cone,
  - the volume of the cone. Give your answer correct to 3 s.f.



- 3 A cone is placed inside a cuboid as shown. If the base diameter of the cone is 12 cm and the height of the cuboid is 16 cm, calculate the volume of the cuboid not occupied by the cone.

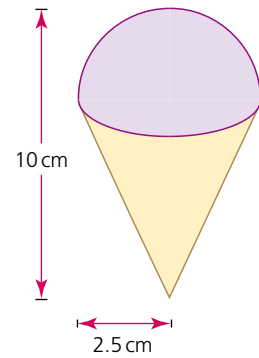


- 4 Two similar sectors are assembled into cones (below). Calculate the ratio of their volumes.

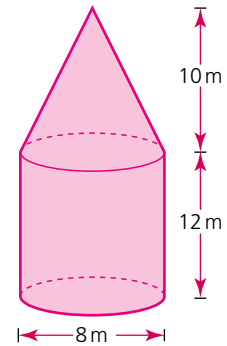


Exercise 27.22

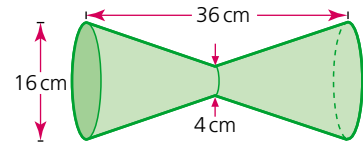
- 1 An ice cream consists of a hemisphere and a cone (right). Calculate, in exact form, its total volume.



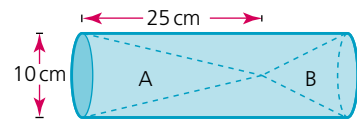
- 2 A cone is placed on top of a cylinder. Using the dimensions given (right), calculate the total volume of the shape.



- 3 Two identical truncated cones are placed end to end as shown. Calculate the total volume of the shape.



- 4 Two cones A and B are placed either end of a cylindrical tube as shown. Given that the volumes of A and B are in the ratio 2:1, calculate:
- the volume of cone A,
  - the height of cone B,
  - the volume of the cylinder.



## The surface area of a cone

The surface area of a cone comprises the area of the circular base and the area of the curved face. The area of the curved face is equal to the area of the sector from which it is formed.

### Worked examples

Calculate the total surface area of the cone shown.

$$\text{Surface area of base} = \pi r^2 = 25\pi \text{ cm}^2$$

The curved surface area can best be visualised if drawn as a sector as shown in the diagram: The radius of the sector is equivalent to the slant height of the cone. The curved perimeter of the sector is equivalent to the base circumference of the cone.

$$\frac{\phi}{360} = \frac{10\pi}{24\pi}$$

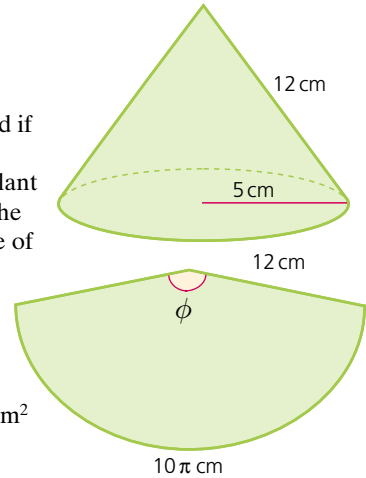
$$\text{Therefore } \phi = 150^\circ$$

$$\text{Area of sector} = \frac{150}{360} \times \pi \times 12^2 = 60\pi \text{ cm}^2$$

$$\text{Total surface area} = 60\pi + 25\pi$$

$$= 85\pi$$

$$= 267 \text{ (3 s.f.)}$$

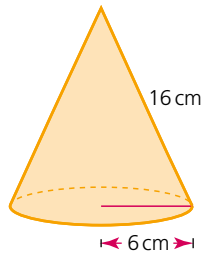


The total surface area is  $267 \text{ cm}^2$ .

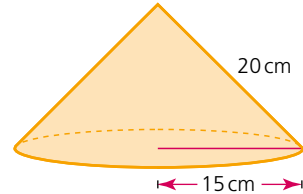
### Exercise 27.23

1 Calculate the surface area of each of the following cones:

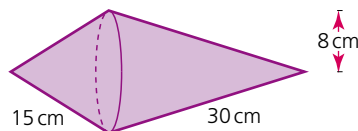
a



b

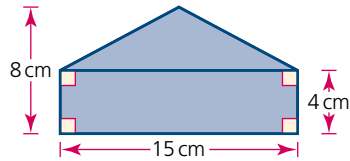


2 Two cones with the same base radius are stuck together as shown. Calculate the surface area of the shape.

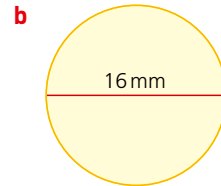
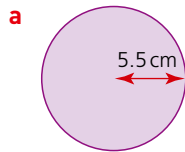


## ? Student assessment 1

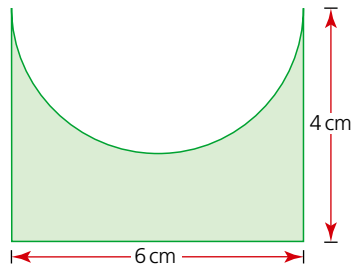
- 1 Calculate the area of the shape below.



- 2 Calculate the circumference and area of each of the following circles. Give your answers to 3 s.f.

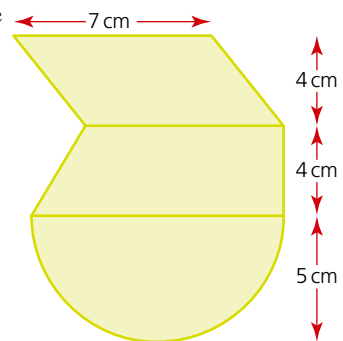


- 3 A semicircular shape is cut out of the side of a rectangle as shown. Calculate the shaded area, giving your answer in exact form.



- 4 For the diagram (right), calculate the area of:

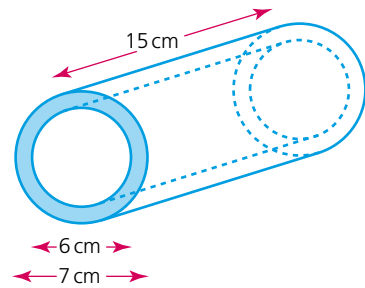
- a the semicircle,  
b the trapezium,  
c the whole shape.



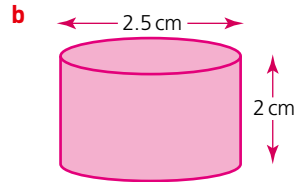
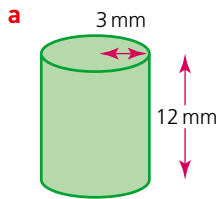
- 5 A cylindrical tube has an inner diameter of 6 cm, an outer diameter of 7 cm and a length of 15 cm.

Calculate the following to 3 s.f.:

- the surface area of the shaded end,
- the inside surface area of the tube,
- the total surface area of the tube.



- 6 Calculate the volume of each of the following cylinders. Give your answers in terms of  $\pi$ .



## ? Student assessment 2

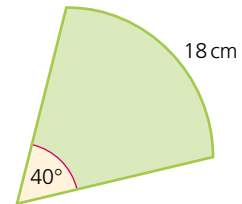
- 1 Calculate the arc length of each of the following sectors. The angle  $\phi$  and radius  $r$  are given in each case.

- $\phi = 45^\circ$   
 $r = 15$  cm
- $\phi = 150^\circ$   
 $r = 13.5$  cm

- 2 Calculate the angle  $\phi$  in each of the following sectors. The radius  $r$  and arc length  $a$  are given in each case.

- $r = 20$  mm  
 $a = 95$  mm
- $r = 9$  cm  
 $a = 9$  mm

- 3 Calculate the area of the sector shown, giving your answer in exact form.

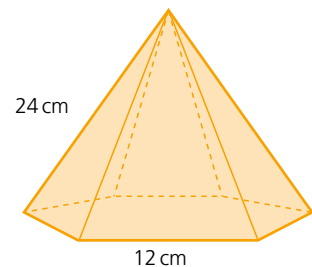


- 4 A sphere has a radius of 6.5 cm. Calculate to 3 s.f.:

- its total surface area,
- its volume.

- 5 A pyramid with a base the shape of a regular hexagon is shown. If the length of each of its sloping edges is 24 cm, calculate:

- its total surface area,
- its volume.

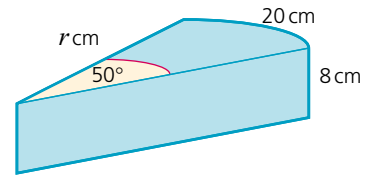


### ? Student assessment 3

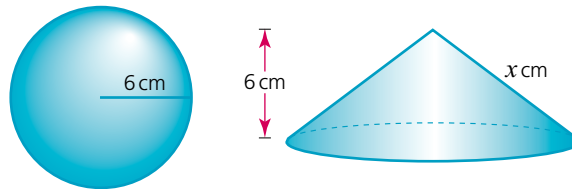
1 The prism has a cross-sectional area in the shape of a sector.

Calculate:

- the radius  $r$  cm,
- the cross-sectional area of the prism,
- the total surface area of the prism,
- the volume of the prism.



2 The cone and sphere shown (below) have the same volume.



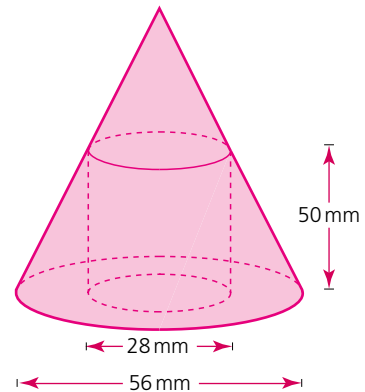
If the radius of the sphere and the height of the cone are both 6 cm, calculate each of the following, give your answers in exact form:

- the volume of the sphere,
- the base radius of the cone,
- the slant height  $x$  cm,
- the surface area of the cone.

3 The top of a cone is cut off and a cylindrical hole is drilled out of the remaining truncated cone as shown (right).

Calculate:

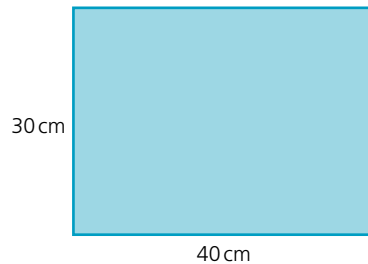
- the height of the original cone,
- the volume of the original cone,
- the volume of the solid truncated cone,
- the volume of the cylindrical hole,
- the volume of the remaining truncated cone.



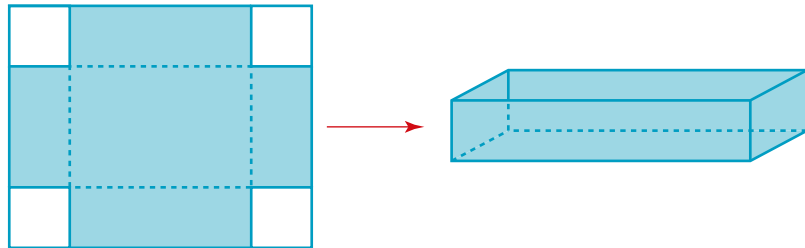
# Mathematical investigations and ICT

## Metal trays

A rectangular sheet of metal measures 30 cm by 40 cm.

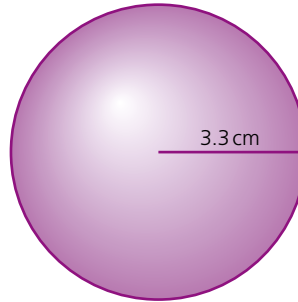


The sheet has squares of equal size cut from each corner. It is then folded to form a metal tray as shown.



- 1 **a** Calculate the length, width and height of the tray if a square of side length 1 cm is cut from each corner of the sheet of metal.  
**b** Calculate the volume of this tray.
- 2 **a** Calculate the length, width and height of the tray if a square of side length 2 cm is cut from each corner of the sheet of metal.  
**b** Calculate the volume of this tray.
- 3 Using a spreadsheet if necessary, investigate the relationship between the volume of the tray and the size of the square cut from each corner. Enter your results in an ordered table.
- 4 Calculate, to 1 d.p., the side length of the square that produces the tray with the greatest volume.
- 5 State the greatest volume to the nearest whole number.

## Tennis balls



Tennis balls are spherical and have a radius of 3.3 cm.

A manufacturer wishes to make a cuboidal container with a lid that holds 12 tennis balls. The container is to be made of cardboard. The manufacturer wishes to use as little cardboard as possible.

- 1 Sketch some of the different containers that the manufacturer might consider.
- 2 For each container, calculate the total area of cardboard used and therefore decide on the most economical design.

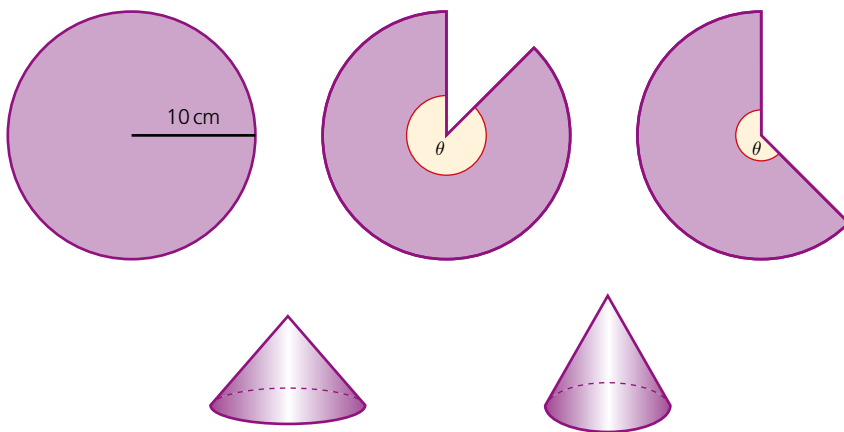
The manufacturer now considers the possibility of using other flat-faced containers.

- 3 Sketch some of the different containers that the manufacturer might consider.
- 4 Investigate the different amounts of cardboard used for each design.
- 5 Which type of container would you recommend to the manufacturer?

### ICT activity

In this topic you will have seen that it is possible to construct a cone from a sector. The dimensions of the cone are dependent on the dimensions of the sector. In this activity you will be using a spreadsheet to investigate the maximum possible volume of a cone constructed from a sector of fixed radius.

Circles of radius 10 cm are cut from paper and used to construct cones. Different sized sectors are cut from the circles and then arranged to form a cone, e.g.



1 Using a spreadsheet similar to the one below, calculate the maximum possible volume, for a cone constructed from one of these circles:

	A	B	C	D	E	F
1	Angle of sector ( $\theta$ )	Sector arc length (cm)	Base circumference of cone (cm)	Base radius of cone (cm)	Vertical height of cone (cm)	Volume of cone (cm <sup>3</sup> )
2	5	0.873	0.873	0.139	9.999	0.202
3	10	1.745	1.745	0.278	9.996	0.808
4	15	2.618	2.618	0.417	9.991	1.816
5	20					
6	25					
7	30					
8	Continue to 355 <sup>0</sup>	Enter formulae here to calculate the results for each column				

2 Plot a graph to show how the volume changes as  $\theta$  increases. Comment on your graph.

*This page intentionally left blank*

# TOPIC 6

A satellite is shown in the upper right corner of the page, orbiting Earth. The satellite has a complex structure with various panels and antennas. The Earth's surface is visible in the lower left and bottom, showing blue oceans and white clouds. The background is a dark space filled with stars.

# Trigonometry

## Contents

Chapter 28 Bearings (E6.1)

Chapter 29 Trigonometry (E6.2)

Chapter 30 Further trigonometry (E6.2, E6.3, E6.4, E6.5)

## Syllabus

### E6.1

Interpret and use three-figure bearings.

### E6.2

Apply Pythagoras' theorem and the sine, cosine and tangent ratios for acute angles to the calculation of a side or of an angle of a right-angled triangle.

Solve trigonometrical problems in two dimensions involving angles of elevation and depression.

Extend sine and cosine values to angles between  $90^\circ$  and  $180^\circ$ .

Know that the perpendicular distance from a point to a line is the shortest distance to the line.

### E6.3

Recognise, sketch and interpret graphs of simple trigonometric functions.

Graph and know the properties of trigonometric functions.

Solve simple trigonometric equations between  $0^\circ$  and  $360^\circ$ .

### E6.4

Solve problems using the sine and cosine rules for any triangle and the formula area of triangle  $= \frac{1}{2}ab \sin C$ .

### E6.5

Solve simple trigonometrical problems in three dimensions including angle between a line and a plane.

## The Swiss

### Leonhard Euler

Euler, like Newton before him, was the greatest mathematician of his generation. He studied all areas of mathematics and continued to work hard after he had gone blind.

As a young man, Euler discovered and proved:

the sum of the infinite series  $\sum_{n=1}^{\infty} \left(\frac{1}{n^2}\right) = \frac{\pi^2}{6}$

(i.e.)  $\frac{1}{1^2} + \frac{1}{2^2} + \frac{1}{3^2} + \dots + \frac{1}{n^2} = \frac{\pi^2}{6}$

This brought him to the attention of other mathematicians.

Euler made discoveries in many areas of mathematics, especially calculus and trigonometry. He also developed the ideas of Newton and Leibniz.

Euler worked on graph theory and functions and was the first to prove several theorems in geometry. He studied relationships between a triangle's height, midpoint and circumscribing and inscribing circles, and he also discovered an expression for the volume of a tetrahedron (a triangular pyramid) in terms of its sides.

He also worked on number theory and found the largest prime number known at the time.

Some of the most important constant symbols in mathematics,  $\pi$ ,  $e$  and  $i$  (the square root of  $-1$ ), were introduced by Euler.

### The Bernoulli family

The Bernoullis were a family of Swiss merchants who were friends of Euler. The two brothers, Johann and Jacob, were very gifted mathematicians and scientists, as were their children and grandchildren. They made discoveries in calculus, trigonometry and probability theory in mathematics. In science, they worked on astronomy, magnetism, mechanics, thermodynamics and more.

Unfortunately, many members of the Bernoulli family were not pleasant people. The older members of the family were jealous of each other's successes and often stole the work of their sons and grandsons and pretended that it was their own.



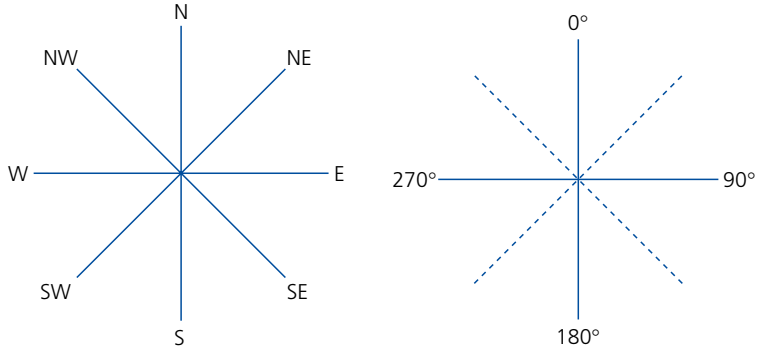
Leonhard Euler (1707–1783)

# 28

## Bearings

*NB: All diagrams are not drawn to scale.*

### Bearings



In the days when sailing ships travelled the oceans of the world, compass **bearings** like the ones in the diagram above were used.

As the need for more accurate direction arose, extra points were added to N, S, E, W, NE, SE, SW and NW. Midway between North and North East was North North East, and midway between North East and East was East North East, and so on. This gave sixteen points of the compass. This was later extended even further, eventually to sixty-four points.

As the speed of travel increased, a new system was required. The new system was the **three-figure bearing** system. North was given the bearing zero.  $360^\circ$  in a clockwise direction was one full rotation.

### Back bearings

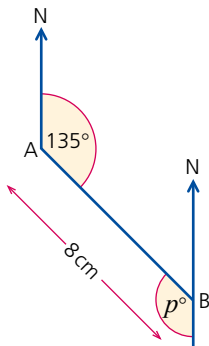
The bearing of B from A is  $135^\circ$  and the distance from A to B is 8 cm, as shown (left). The bearing of A from B is called the **back bearing**.

Since the two North lines are parallel:

$p = 135^\circ$  (alternate angles), so the back bearing is  $(180 + 135)^\circ$ .

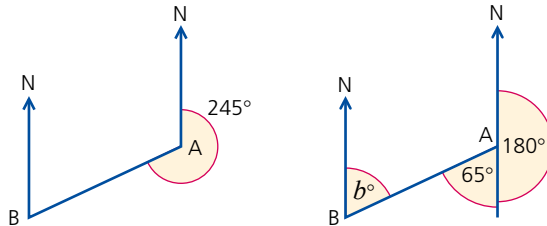
That is,  $315^\circ$ .

*(There are a number of methods of solving this type of problem.)*



## → Worked example

The bearing of B from A is  $245^\circ$ .  
What is the bearing of A from B?



Since the two North lines are parallel:

$b = 65^\circ$  (alternate angles), so the bearing is  $(245 - 180)^\circ$ . That is,  $065^\circ$ .

### Exercise 28.1

- 1 Draw a diagram to show the following compass bearings and journey. Use a scale of  $1\text{ cm} : 1\text{ km}$ . North can be taken to be a line vertically up the page. Start at point A. Travel a distance of 7 km on a bearing of  $135^\circ$  to point B. From B, travel 12 km on a bearing of  $250^\circ$  to point C. Measure the distance and bearing of A from C.
- 2 Given the following bearings of point B from point A, draw diagrams and use them to calculate the bearings of A from B.
  - a bearing  $163^\circ$
  - b bearing  $214^\circ$
- 3 Given the following bearings of point D from point C, draw diagrams and use them to calculate the bearings of C from D.
  - a bearing  $300^\circ$
  - b bearing  $282^\circ$

## ? Student assessment 1

- 1 A climber gets to the top of Mont Blanc. He can see in the distance a number of ski resorts. He uses his map to find the bearing and distance of the resorts, and records them as shown below:
 

Val d'Isère 30 km	bearing $082^\circ$
Les Arcs 40 km	bearing $135^\circ$
La Plagne 45 km	bearing $205^\circ$
Méribel 35 km	bearing $320^\circ$

 Choose an appropriate scale and draw a diagram to show the position of each resort. What are the distance and bearing of the following?
  - a Val d'Isère from La Plagne.
  - b Méribel from Les Arcs.
- 2 A coastal radar station picks up a distress call from a ship. It is 50 km away on a bearing of  $345^\circ$ . The radar station contacts a lifeboat at sea which is 20 km away on a bearing of  $220^\circ$ . Make a scale drawing and use it to find the distance and bearing of the ship from the lifeboat.
- 3 An aircraft is seen on radar at airport A. The aircraft is 210 km away from the airport on a bearing of  $065^\circ$ . The aircraft is diverted to airport B, which is 130 km away from A on a bearing of  $215^\circ$ . Choose an appropriate scale and make a scale drawing to find the distance and bearing of airport B from the aircraft.

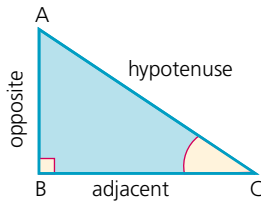
# Trigonometry

*NB: All diagrams are not drawn to scale.*

In this chapter, unless instructed otherwise, give your answers exactly or correct to three significant figures as appropriate. Answers in degrees should be given to one decimal place.

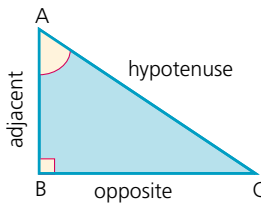
There are three basic trigonometric ratios: sine, cosine and tangent.

Each of these relates an angle of a right-angled triangle to a ratio of the lengths of two of its sides.



The sides of the triangle have names, two of which are dependent on their position in relation to a specific angle.

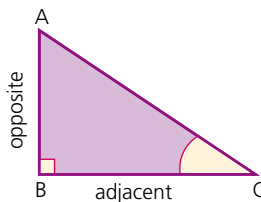
The longest side (always opposite the right angle) is called the **hypotenuse**. The side opposite the angle is called the **opposite** side and the side next to the angle is called the **adjacent** side.



Note that, when the chosen angle is at A, the sides labelled opposite and adjacent change.

## Tangent

$$\tan C = \frac{\text{length of opposite side}}{\text{length of adjacent side}}$$



## Worked examples

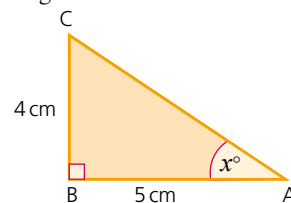
a Calculate the size of angle  $BAC$  in each of the triangles.

i  $\tan x^\circ = \frac{\text{opposite}}{\text{adjacent}} = \frac{4}{5}$

$$x = \tan^{-1}\left(\frac{4}{5}\right)$$

$$x = 38.7 \text{ (1 d.p.)}$$

$$\text{angle } BAC = 38.7^\circ$$

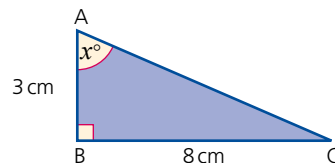


ii  $\tan x^\circ = \frac{8}{3}$

$$x = \tan^{-1}\left(\frac{8}{3}\right)$$

$$x = 69.4 \text{ (1 d.p.)}$$

$$\text{angle } BAC = 69.4^\circ$$



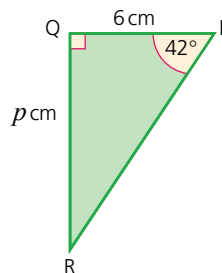
b Calculate the length of the opposite side QR.

$$\tan 42^\circ = \frac{p}{6}$$

$$6 \times \tan 42^\circ = p$$

$$p = 5.40 \text{ (3 s.f.)}$$

$$QR = 5.40 \text{ cm (3 s.f.)}$$



c Calculate the length of the adjacent side XY.

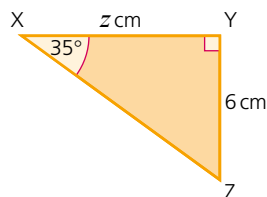
$$\tan 35^\circ = \frac{6}{z}$$

$$z \times \tan 35^\circ = 6$$

$$z = \frac{6}{\tan 35^\circ}$$

$$z = 8.57 \text{ (3 s.f.)}$$

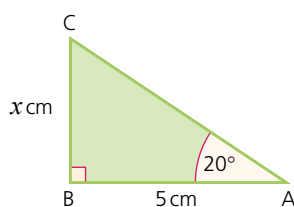
$$XY = 8.57 \text{ cm (3 s.f.)}$$



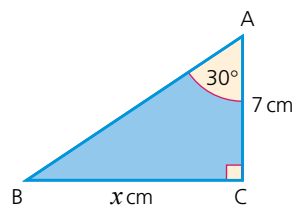
### Exercise 29.1

Calculate the length of the side marked  $x$  cm in each of the diagrams in Questions 1 and 2.

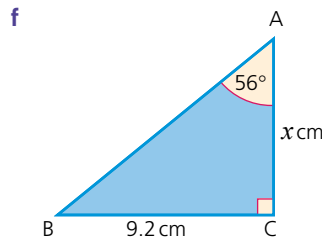
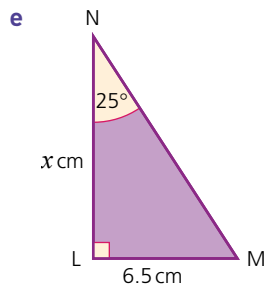
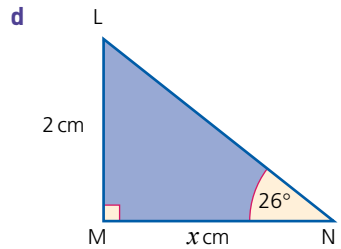
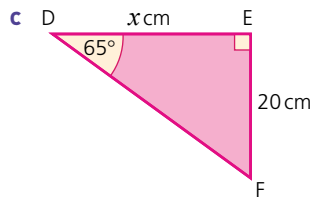
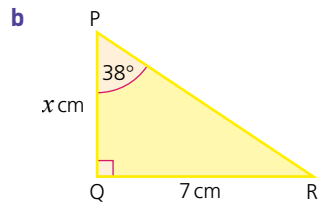
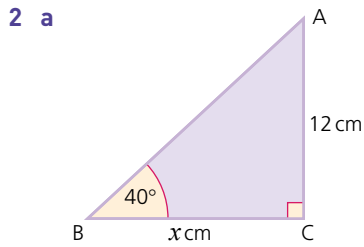
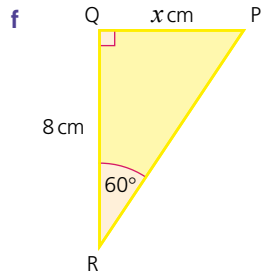
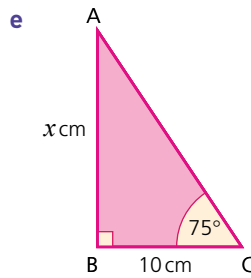
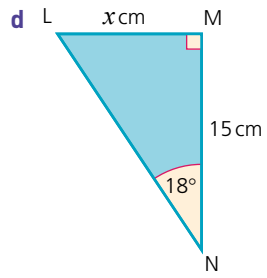
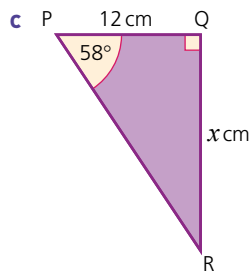
1 a



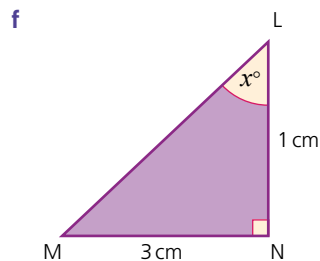
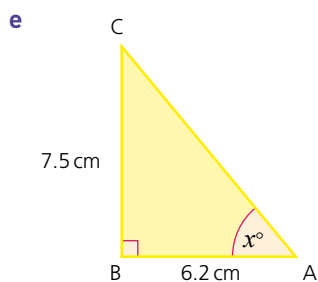
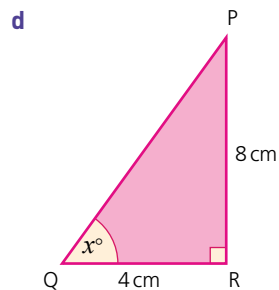
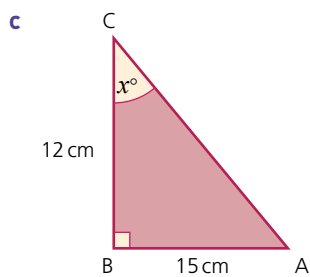
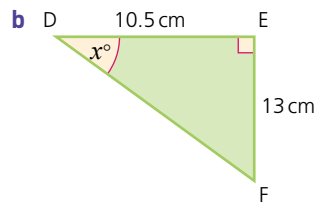
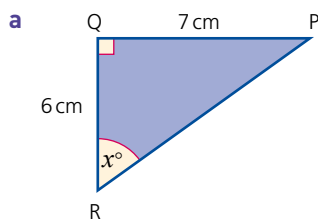
b



*Exercise 29.1 (cont)*

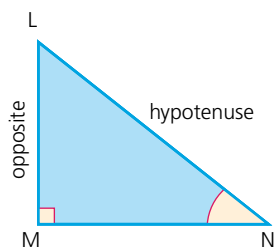


- 3 Calculate the size of the marked angle  $x^\circ$  in each of the following diagrams.



## Sine

$$\sin N = \frac{\text{length of opposite side}}{\text{length of hypotenuse}}$$



→ Worked examples

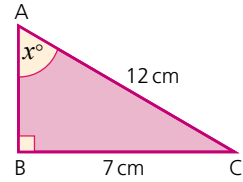
- a Calculate the size of angle  $BAC$ .

$$\sin x = \frac{\text{opposite}}{\text{hypotenuse}} = \frac{7}{12}$$

$$x = \sin^{-1}\left(\frac{7}{12}\right)$$

$$x = 35.7 \text{ (1 d.p.)}$$

$$\text{angle } BAC = 35.7^\circ \text{ (1 d.p.)}$$



- b Calculate the length of the hypotenuse PR.

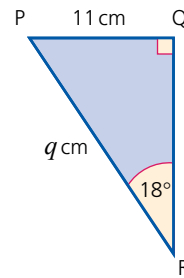
$$\sin 18^\circ = \frac{11}{q}$$

$$q \times \sin 18^\circ = 11$$

$$q = \frac{11}{\sin 18^\circ}$$

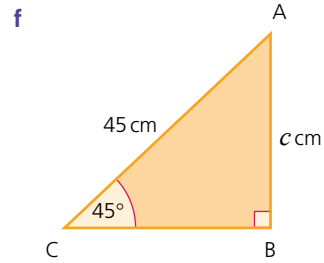
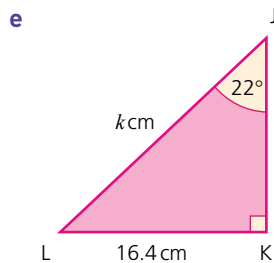
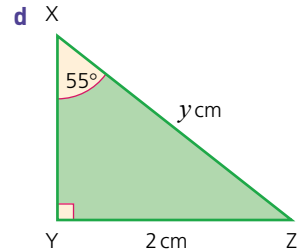
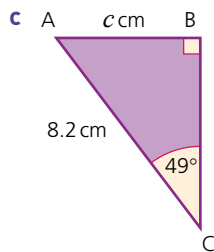
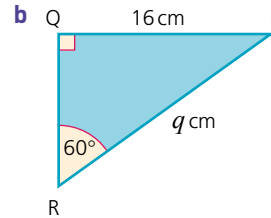
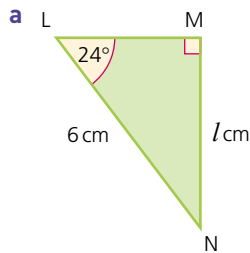
$$q = 35.6 \text{ (3 s.f.)}$$

$$PR = 35.6 \text{ cm (3 s.f.)}$$

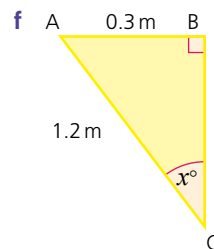
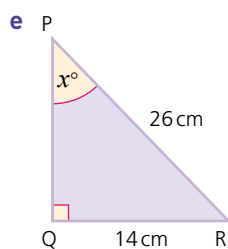
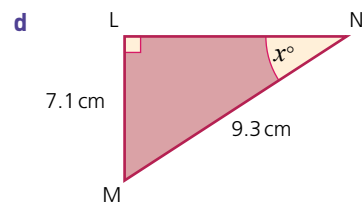
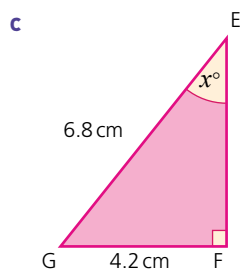
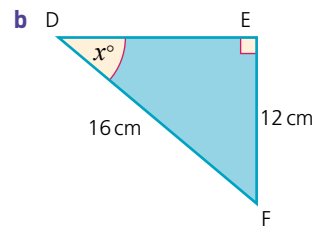
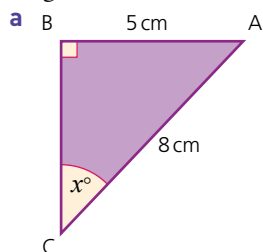


Exercise 29.2

- 1 Calculate the length of the marked side in each of the following diagrams.

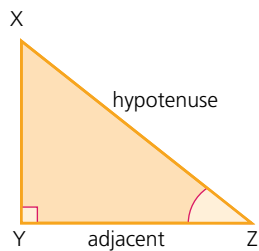


2 Calculate the size of the angle marked  $x$  in each of the following diagrams.



## Cosine

$$\cos Z = \frac{\text{length of adjacent side}}{\text{length of hypotenuse}}$$



## → Worked examples

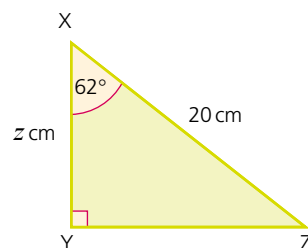
- a Calculate the length XY.

$$\cos 62^\circ = \frac{\text{adjacent}}{\text{hypotenuse}} = \frac{z}{20}$$

$$z = 20 \times \cos 62^\circ$$

$$z = 9.39 \text{ (3 s.f.)}$$

$$XY = 9.39 \text{ cm (3 s.f.)}$$



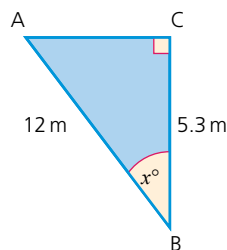
- b Calculate the size of angle ABC.

$$\cos x = \frac{5.3}{12}$$

$$x = \cos^{-1}\left(\frac{5.3}{12}\right)$$

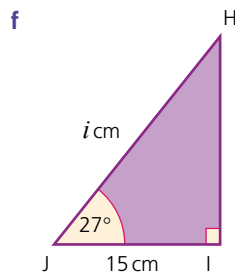
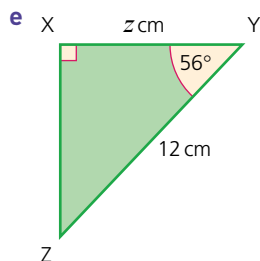
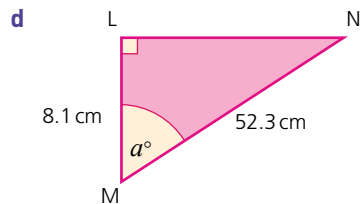
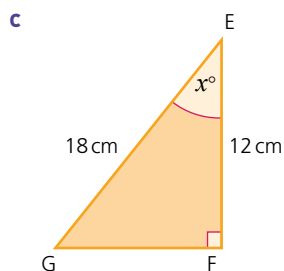
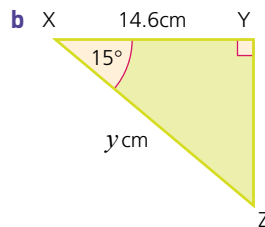
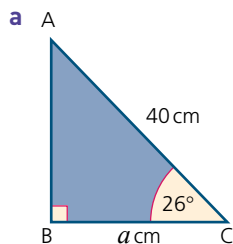
$$x = 63.8 \text{ (1 d.p.)}$$

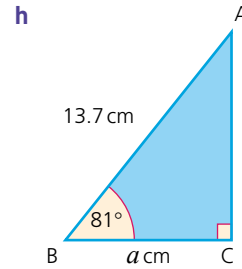
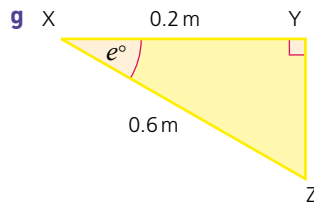
$$\text{angle } ABC = 63.8^\circ \text{ (1 d.p.)}$$



### Exercise 29.3

- 1 Calculate the marked side or angle in each of the following diagrams.



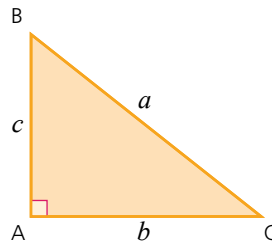


## Pythagoras' theorem

Pythagoras' theorem states the relationship between the lengths of the three sides of a right-angled triangle.

Pythagoras' theorem states that:

$$a^2 = b^2 + c^2$$



### → Worked examples

- a** Calculate the length of the side BC.

Using Pythagoras:

$$a^2 = b^2 + c^2$$

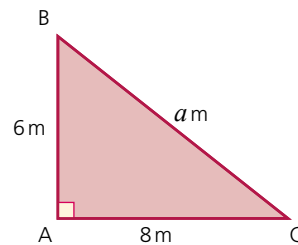
$$a^2 = 8^2 + 6^2$$

$$a^2 = 64 + 36 = 100$$

$$a = \sqrt{100}$$

$$a = 10$$

$$BC = 10\text{m}$$



- b** Calculate the length of the side AC.

Using Pythagoras:

$$a^2 = b^2 + c^2$$

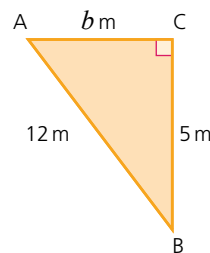
$$12^2 = b^2 + 5^2$$

$$b^2 = 144 - 25 = 119$$

$$b = \sqrt{119}$$

$$b = 10.9 \text{ (3 s.f.)}$$

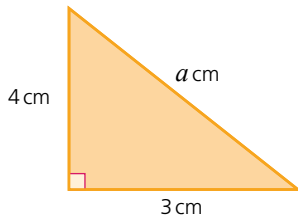
$$AC = 10.9\text{m (3 s.f.)}$$



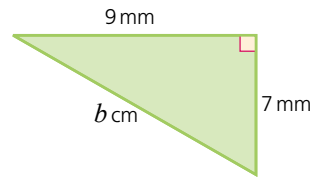
Exercise 29.4

In each of the diagrams in Questions 1 and 2, use Pythagoras' theorem to calculate the length of the marked side.

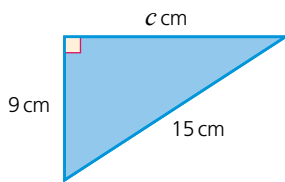
1 a



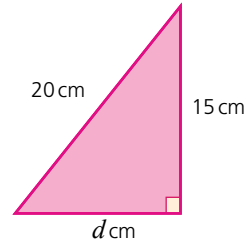
b



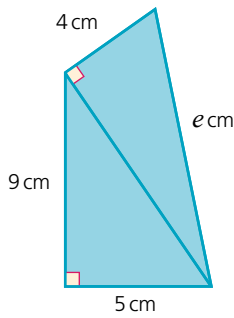
c



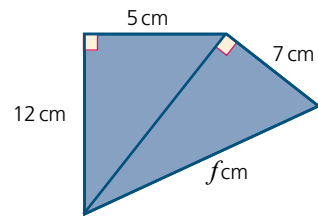
d



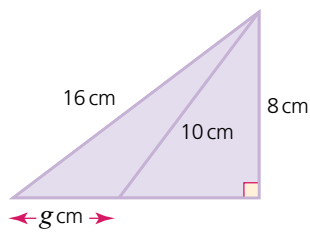
2 a



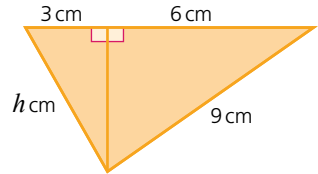
b



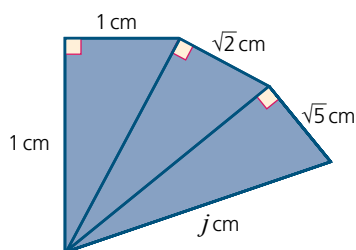
c



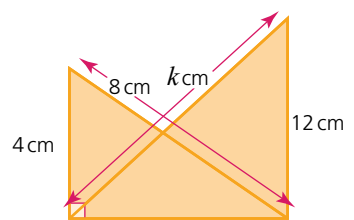
d



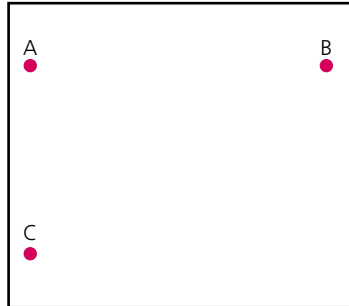
e



f

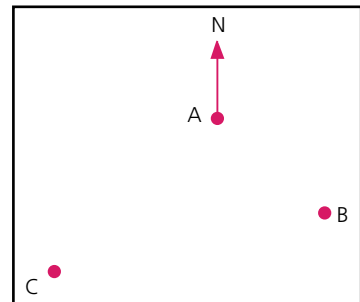


- 3 Villages A, B and C lie on the edge of the Namib Desert. Village A is 30 km due north of village C. Village B is 65 km due east of A. Calculate the shortest distance between villages C and B, giving your answer to the nearest 0.1 km.

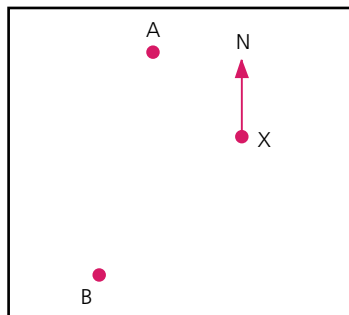


- 4 Town X is 54 km due west of town Y. The shortest distance between town Y and town Z is 86 km. If town Z is due south of X, calculate the distance between X and Z, giving your answer to the nearest kilometre.

- 5 Village B is on a bearing of  $135^\circ$  and at a distance of 40 km from village A, as shown. Village C is on a bearing of  $225^\circ$  and a distance of 62 km from village A.
- Show that triangle ABC is right-angled.
  - Calculate the distance from B to C, giving your answer to the nearest 0.1 km.



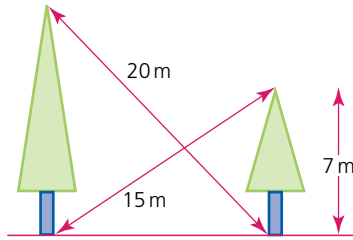
- 6 Two boats set off from X at the same time (below). Boat A sets off on a bearing of  $325^\circ$  and with a velocity of 14 km/h. Boat B sets off on a bearing of  $235^\circ$  with a velocity of 18 km/h. Calculate the distance between the boats after they have been travelling for 2.5 hours. Give your answer to the nearest metre.



- 7 A boat sets off on a trip from S. It heads towards B, a point 6 km away and due north. At B it changes direction and heads towards point C, 6 km away from and due east of B. At C it changes direction once again and heads on a bearing of  $135^\circ$  towards D, which is 13 km from C.
- Calculate the distance between S and C to the nearest 0.1 km.
  - Calculate the distance the boat will have to travel if it is to return to S from D.

Exercise 29.4 (cont)

- 8 Two trees are standing on flat ground.



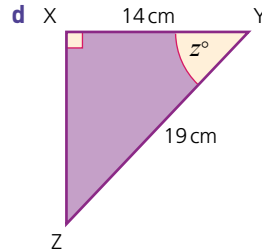
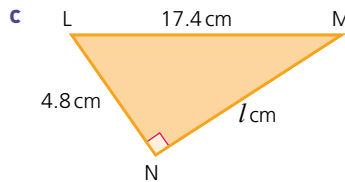
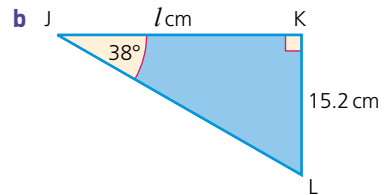
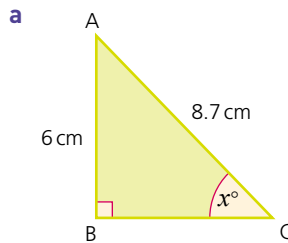
The height of the smaller tree is 7 m. The distance between the top of the smaller tree and the base of the taller tree is 15 m.

The distance between the top of the taller tree and the base of the smaller tree is 20 m.

- Calculate the horizontal distance between the two trees.
- Calculate the height of the taller tree.

Exercise 29.5

- 1 By using Pythagoras' theorem, trigonometry or both, calculate the marked value in each of the following diagrams. In each case give your answer to 1 d.p.

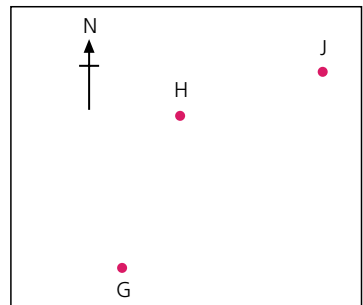


- 2 A sailing boat sets off from a point X and heads towards Y, a point 17 km north. At point Y, it changes direction and heads towards point Z, a point 12 km away on a bearing of  $090^\circ$ . Once at Z, the crew want to sail back to X. Calculate:

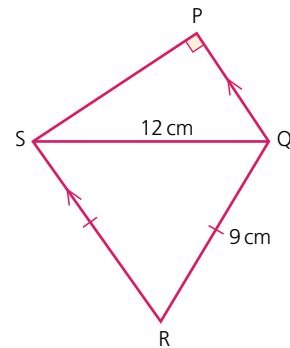
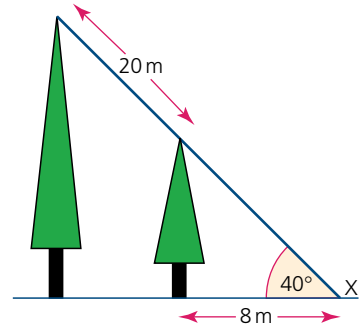
- the distance ZX,
- the bearing of X from Z.

- 3 An aeroplane sets off from G on a bearing of  $024^\circ$  towards H, a point 250 km away. At H, it changes course and heads towards J, which is 180 km away on a bearing of  $055^\circ$ .

- How far is H to the north of G?
- How far is H to the east of G?
- How far is J to the north of H?



- d How far is J to the east of H?  
 e What is the shortest distance between G and J?  
 f What is the bearing of G from J?
- 4 Two trees are standing on flat ground. The angle of elevation of their tops from a point X on the ground is  $40^\circ$ . If the horizontal distance between X and the small tree is 8 m and the distance between the tops of the two trees is 20 m, calculate:  
 a the height of the small tree,  
 b the height of the tall tree,  
 c the horizontal distance between the trees.
- 5 PQRS is a quadrilateral. The sides RS and QR are the same length. The sides QP and RS are parallel. Calculate:  
 a angle  $SQR$ ,  
 b angle  $PSQ$ ,  
 c length PQ,  
 d length PS,  
 e the area of PQRS.



## Angles of elevation and depression

The **angle of elevation** is the angle above the horizontal through which a line of view is raised. The **angle of depression** is the angle below the horizontal through which a line of view is lowered.

### → Worked examples

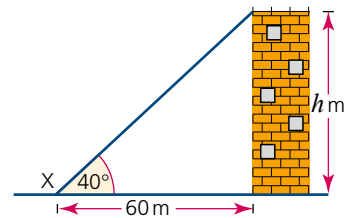
- a The base of a tower is 60 m away from a point X on the ground. If the angle of elevation of the top of the tower from X is  $40^\circ$ , calculate the height of the tower.

Give your answer to the nearest metre.

$$\tan 40^\circ = \frac{h}{60}$$

$$h = 60 \times \tan 40^\circ = 50.3$$

The height is 50.3 m (3 s.f.).



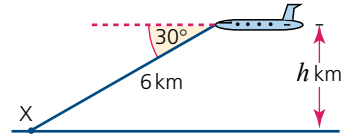
- b An aeroplane receives a signal from a point X on the ground. If the angle of depression of point X from the aeroplane is  $30^\circ$ , calculate the height at which the plane is flying.

Give your answer to the nearest 0.1 km.

$$\sin 30^\circ = \frac{h}{6}$$

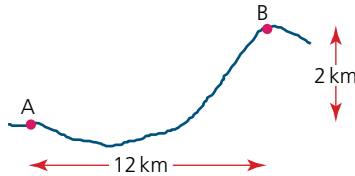
$$h = 6 \times \sin 30^\circ = 3$$

The height is 3 km.



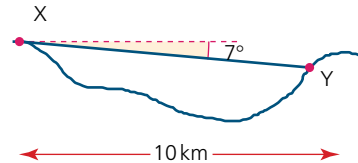
*Exercise 29.6*

- 1 A and B are two villages. If the horizontal distance between them is 12 km and the vertical distance between them is 2 km, calculate:
- the shortest distance between the two villages,
  - the angle of elevation of B from A.

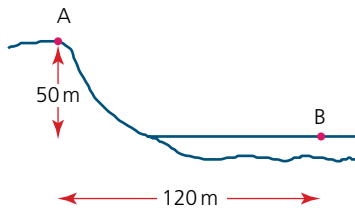


- 2 X and Y are two towns. If the horizontal distance between them is 10 km and the angle of depression of Y from X is  $7^\circ$ , calculate:

- the shortest distance between the two towns,
- the vertical height between the two towns.



- 3 A girl standing on a hill at A can see a small boat at a point B on a lake.

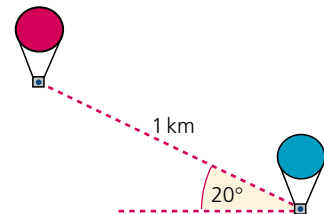


If the girl is at a height of 50 m above B and at a horizontal distance of 120 m away from B, calculate:

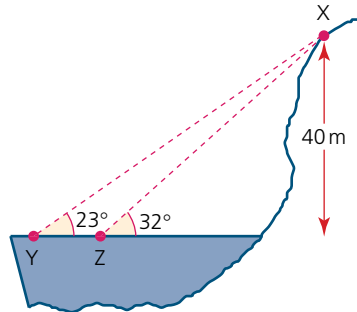
- the angle of depression of the boat from the girl,
- the shortest distance between the girl and the boat.

- 4 Two hot air balloons are 1 km apart in the air. If the angle of elevation of the higher from the lower balloon is  $20^\circ$ , calculate, giving your answers to the nearest metre:

- the vertical height between the two balloons,
- the horizontal distance between the two balloons.



- 5 A boy X can be seen by two of his friends, Y and Z, who are swimming in the sea.

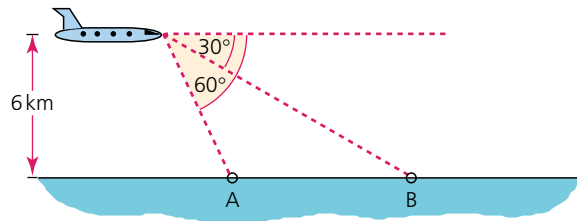


If the angle of elevation of X from Y is  $23^\circ$  and from Z is  $32^\circ$ , and the height of X above Y and Z is 40m, calculate:

- the horizontal distance between X and Z,
- the horizontal distance between Y and Z.

Note: XYZ is a vertical plane

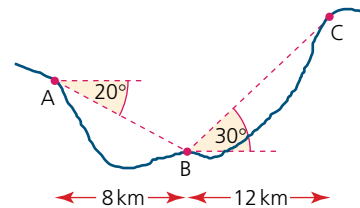
- 6 A plane is flying at an altitude of 6km directly over the line AB. It spots two boats, A and B, on the sea. If the angles of depression of A and B from the plane are  $60^\circ$  and  $30^\circ$  respectively, calculate the horizontal distance between A and B.



- 7 Two planes are flying directly above each other. A person standing at P can see both of them. The horizontal distance between the two planes and the person is 2 km. If the angles of elevation of the planes from the person are  $65^\circ$  and  $75^\circ$ , calculate:

- the altitude at which the higher plane is flying,
- the vertical distance between the two planes.

- 8 Three villages, A, B and C, can see each other across a valley. The horizontal distance between A and B is 8 km, and the horizontal distance between B and C is 12 km. The angle of depression of B from A is  $20^\circ$  and the angle of elevation of C from B is  $30^\circ$ . Calculate, giving all answers to 1 d.p.:

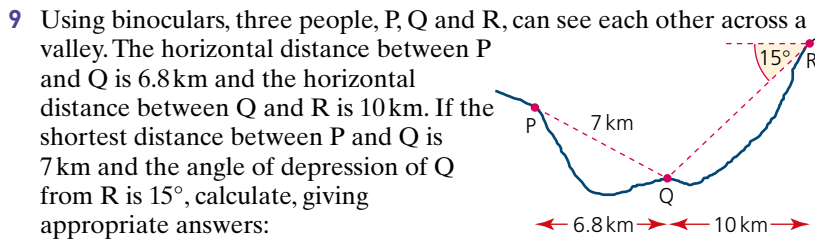


Calculate, giving all answers to 1 d.p.:

- the vertical height between A and B,
- the vertical height between B and C,
- the angle of elevation of C from A,
- the shortest distance between A and C.

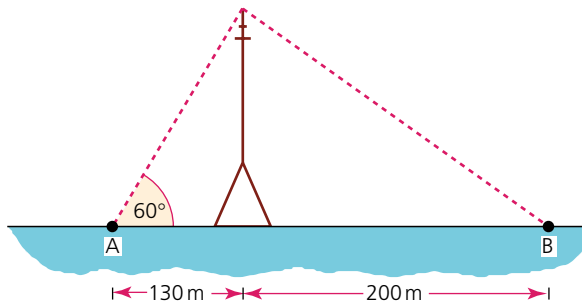
Note: A, B and C are in the same vertical plane.

Exercise 29.6 (cont)



- a the vertical height between Q and R,
  - b the vertical height between P and R,
  - c the angle of elevation of R from P,
  - d the shortest distance between P and R.
- Note: P, Q and R are in the same vertical plane.

- 10 Two people, A and B, are standing either side of a transmission mast. A is 130 m away from the mast and B is 200 m away.



If the angle of elevation of the top of the mast from A is  $60^\circ$ , calculate:

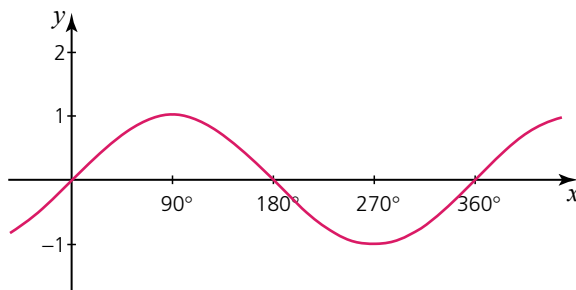
- a the height of the mast to the nearest metre,
- b the angle of elevation of the top of the mast from B.

## Angles between $0^\circ$ and $360^\circ$

When calculating the size of angles using trigonometry, there are often more than one solution. Most calculators, however, will only give the first solution. To be able to calculate the value of the second possible solution, an understanding of the shape of trigonometric graphs is needed.

## The sine curve

The graph of  $y = \sin x$  is plotted, where  $x$  is the size of the angle in degrees.

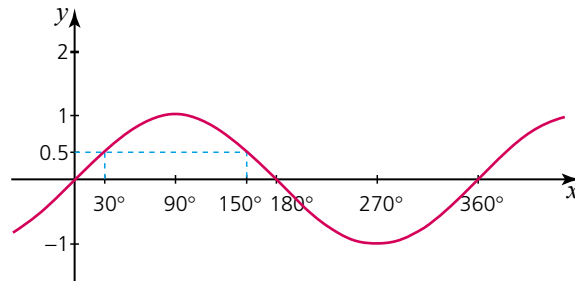


The graph of  $y = \sin x$  has

- a period of  $360^\circ$  (i.e. it repeats itself every  $360^\circ$ ),
- a maximum value of 1 (at  $90^\circ$ ),
- a minimum value of  $-1$  (at  $270^\circ$ ).

### → Worked example

$\sin 30^\circ = 0.5$ . Which other angle between  $0^\circ$  and  $180^\circ$  has a sine of 0.5?



From the graph above it can be seen that  $\sin 150^\circ = 0.5$ .  
 $\sin x = \sin(180^\circ - x)$

### Exercise 29.7

- 1 Express each of the following in terms of the sine of another angle between  $0^\circ$  and  $180^\circ$ :
 

a $\sin 60^\circ$	b $\sin 80^\circ$	c $\sin 115^\circ$
d $\sin 140^\circ$	e $\sin 128^\circ$	f $\sin 167^\circ$
- 2 Express each of the following in terms of the sine of another angle between  $0^\circ$  and  $180^\circ$ :
 

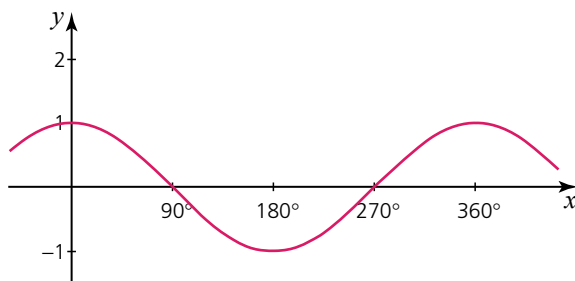
a $\sin 35^\circ$	b $\sin 50^\circ$	c $\sin 30^\circ$
d $\sin 48^\circ$	e $\sin 104^\circ$	f $\sin 127^\circ$
- 3 Find the two angles between  $0^\circ$  and  $180^\circ$  which have the following sine. Give each angle to the nearest degree.
 

a 0.33	b 0.99	c 0.09
d 0.95	e 0.22	f 0.47
- 4 Find the two angles between  $0^\circ$  and  $180^\circ$  which have the following sine. Give each angle to the nearest degree.
 

a 0.94	b 0.16	c 0.80
d 0.56	e 0.28	f 0.33

## The cosine curve

The graph of  $y = \cos x$  is plotted, where  $x$  is the size of the angle in degrees.



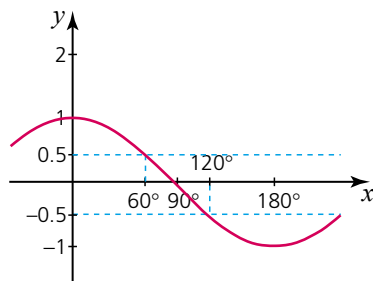
As with the sine curve, the graph of  $y = \cos x$  has

- a period of  $360^\circ$ ,
- a maximum value of 1,
- a minimum value of  $-1$ .

**Note that**  $\cos x^\circ = -\cos(180 - x)^\circ$

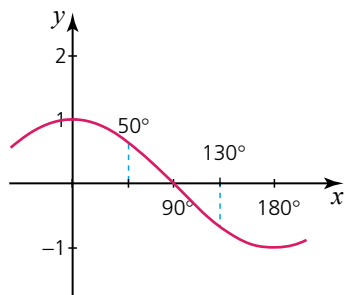
### → Worked examples

- a  $\cos 60^\circ = 0.5$ . Which angle between  $0^\circ$  and  $180^\circ$  has a cosine of  $-0.5$ ?



From the graph above it can be seen that  $\cos 120^\circ = -0.5$ , so  $\cos 60^\circ = -\cos 120^\circ$ .

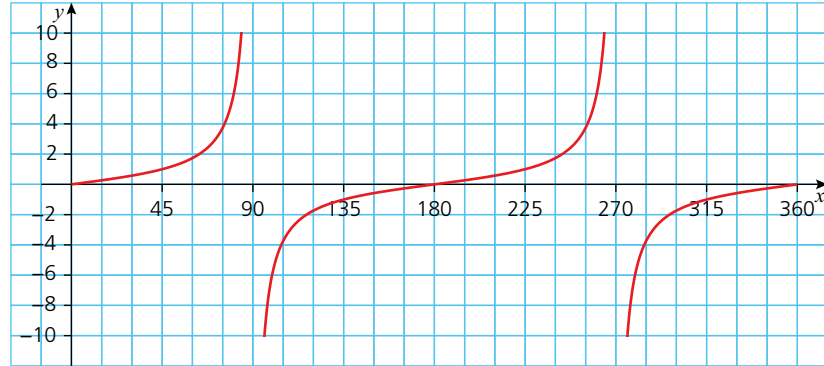
- b The cosine of which angle between  $0^\circ$  and  $180^\circ$  is equal to the negative of  $\cos 50^\circ$ ?



$$\cos 130^\circ = -\cos 50^\circ$$

## The tangent curve

The graph of  $y = \tan x$  is plotted below, where  $x$  is the size of the angle in degrees.



The tangent graph has

- A period of  $180^\circ$ ,
- No maximum or minimum value,
- At  $90^\circ$  and  $270^\circ$  (and all odd multiples of  $90^\circ$ ), the graph is undefined.
- The tangent graph has asymptotes at  $x = 90^\circ, 270^\circ, 450^\circ$  etc.  
Note: The asymptotes imply that the graph approaches the lines  $x = 90$  and  $x = 270$  but never touch it.

### Exercise 29.8

- 1 Express each of the following in terms of the cosine of another angle between  $0^\circ$  and  $180^\circ$ :
 

a $\cos 20^\circ$	b $\cos 85^\circ$	c $\cos 32^\circ$
d $\cos 95^\circ$	e $\cos 147^\circ$	f $\cos 106^\circ$
- 2 Express each of the following in terms of the cosine of another angle between  $0^\circ$  and  $180^\circ$ :
 

a $\cos 98^\circ$	b $\cos 144^\circ$	c $\cos 160^\circ$
d $\cos 143^\circ$	e $\cos 171^\circ$	f $\cos 123^\circ$
- 3 Express each of the following in terms of the cosine of another angle between  $0^\circ$  and  $180^\circ$ :
 

a $-\cos 100^\circ$	b $\cos 90^\circ$	c $-\cos 110^\circ$
d $-\cos 45^\circ$	e $-\cos 122^\circ$	f $-\cos 25^\circ$
- 4 The cosine of which acute angle has the same value as each of the following?
 

a $\cos 125^\circ$	b $\cos 107^\circ$	c $-\cos 120^\circ$
d $-\cos 98^\circ$	e $-\cos 92^\circ$	f $-\cos 110^\circ$
- 5 Explain with reference to a right-angled triangle why the tangent of  $90^\circ$  is undefined.

## Solving trigonometric equations

Knowledge of the graphs of the trigonometric functions enables us to solve trigonometric equations.

### → Worked examples

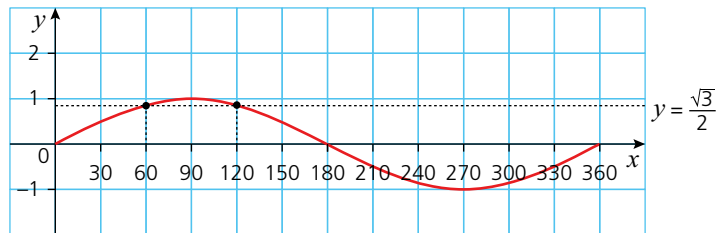
- a Angle  $A$  is an obtuse angle. If  $\sin A = \frac{\sqrt{3}}{2}$  calculate the size of  $A$ .

$$\sin A = \frac{\sqrt{3}}{2}$$

$$A = \sin^{-1}\left(\frac{\sqrt{3}}{2}\right)$$

Using a calculator gives the solution  $A = 60^\circ$ .

However, the question states that  $A$  is an obtuse angle (i.e.  $90^\circ < A < 180^\circ$ ), therefore  $A \neq 60^\circ$ . Because of the symmetry properties of the sine curve, it can be deduced that  $\sin 60^\circ = \sin 120^\circ$  as shown.



Therefore  $A = 120^\circ$ .

- b If  $\tan \theta = \frac{1}{\sqrt{3}}$ , calculate the possible values for  $\theta$  in the range  $0 \leq \theta \leq 360$ .

$$\tan \theta = \frac{1}{\sqrt{3}}$$

$$\theta = \tan^{-1}\left(\frac{1}{\sqrt{3}}\right) = 30^\circ$$

But the graph of  $y = \tan \theta$  has a period of  $180^\circ$ . Therefore another solution in the range would be  $30^\circ + 180^\circ = 210^\circ$ .

Therefore  $\theta = 30^\circ, 210^\circ$ .

### Exercise 29.9

- 1 Solve each of the following equations, giving all the solutions in the range  $0 \leq \theta \leq 360$ .

a  $\sin \theta = \frac{1}{4}$

b  $\cos \theta = \frac{1}{\sqrt{2}}$

c  $\sin \theta = -\frac{1}{2}$

d  $\tan \theta = -\sqrt{3}$

e  $5 \cos \theta + 1 = 2$

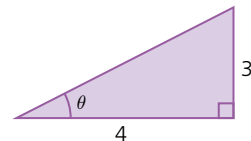
f  $\frac{1}{2} \tan \theta + 2 = 1$

- 2 In the triangle (right),  $\tan \theta = \frac{3}{4}$

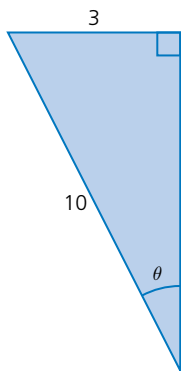
Deduce, without a calculator, the value of:

a  $\sin \theta$

b  $\cos \theta$



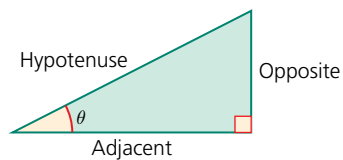
- 3 In the triangle below,  $\sin \theta = \frac{3}{10}$



Deduce, without a calculator, the exact value of:

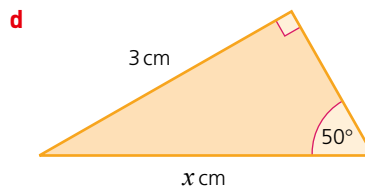
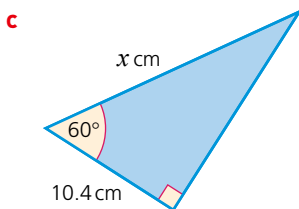
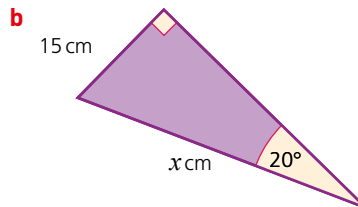
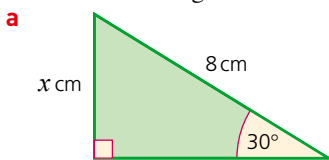
- a  $\cos \theta$   
b  $\tan \theta$

- 4 By using the triangle (right) as an aid, explain why the solution to the equation  $\sin \theta = \cos \theta$  occurs when  $\theta = 45^\circ$ .

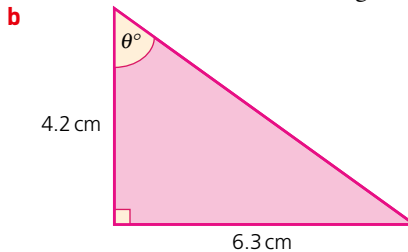
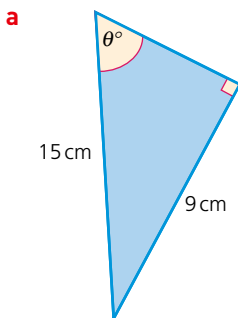


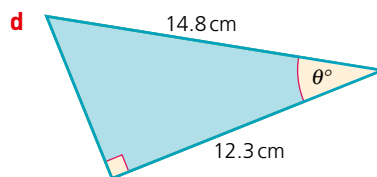
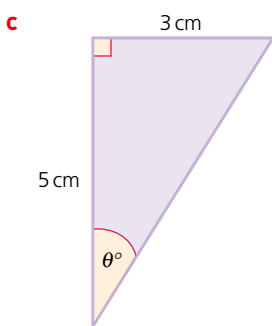
## ? Student assessment 1

- 1 Calculate the length of the side marked  $x$  cm in each of the following.

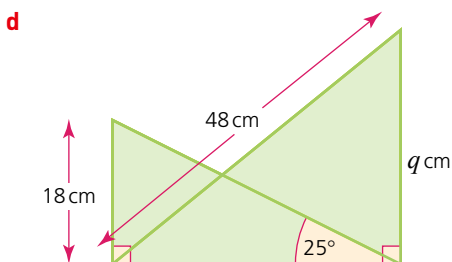
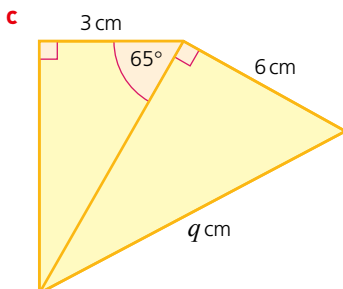
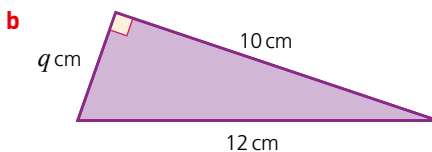
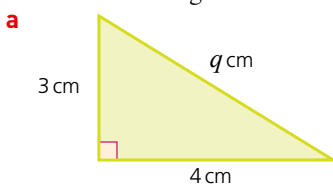


- 2 Calculate the size of the angle marked  $\theta^\circ$  in each of the following.

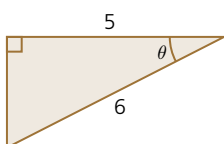




**3** Calculate the length of the side marked  $q$  cm in each of the following.



**4** In the triangle below,  $\cos \theta = \frac{5}{6}$ .

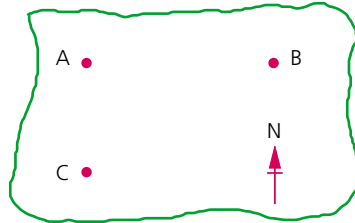


Showing your working clearly, deduce the exact value of:

- a**  $\sin \theta$
- b**  $\tan \theta$

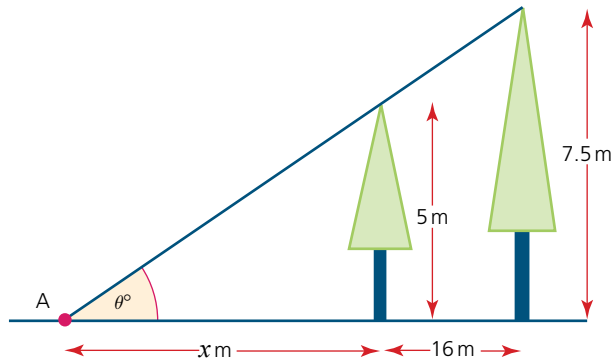
## ? Student assessment 2

- 1 A map shows three towns A, B and C. Town A is due north of C. Town B is due east of A. The distance AC is 75 km and the bearing of C from B is  $245^\circ$ . Calculate, giving your answers to the nearest 100 m:

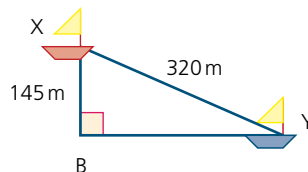


- a the distance AB,  
b the distance BC.

- 2 Two trees stand 16 m apart. Their tops make an angle of  $\theta^\circ$  at point A on the ground.
- Express  $\theta^\circ$  in terms of the height of the shorter tree and its distance  $x$  metres from point A.
  - Express  $\theta^\circ$  in terms of the height of the taller tree and its distance from A.
  - Form an equation in terms of  $x$ .
  - Calculate the value of  $x$ .
  - Calculate the value  $\theta$ .



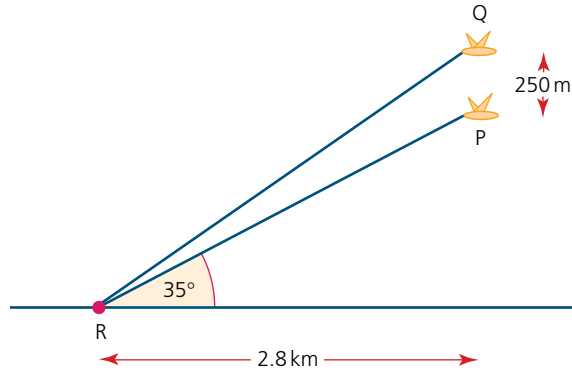
- 3 Two boats X and Y, sailing in a race, are shown in the diagram. Boat X is 145 m due north of a buoy B. Boat Y is due east of buoy B. Boats X and Y are 320 m apart. Calculate:



- a the distance BY,  
b the bearing of Y from X,  
c the bearing of X from Y.

- 4 Two hawks P and Q are flying vertically above one another. Hawk Q is 250 m above hawk P. They both spot a snake at R. Using the information given, calculate:
- the height of P above the ground,
  - the distance between P and R,

c the distance between Q and R.



5 Solve the following trigonometric equations, giving all the solutions in the range  $0 \leq x \leq 360$ .

a  $\sin x = \frac{2}{5}$

b  $\tan x = -\frac{\sqrt{3}}{3}$

c  $\cos x = -0.1$

d  $\sin x = 1$

### ? Student assessment 3

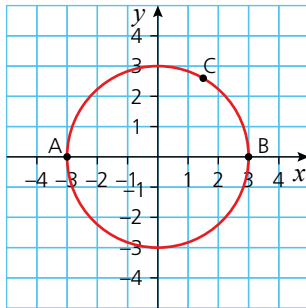
1 Explain, with the aid of a graph, why the equation  $\cos x = \frac{3}{2}$  has no solutions.

2 The cosine of which other angle between  $0$  and  $180^\circ$  has the same value as:

a  $\cos 128^\circ$

b  $-\cos 80^\circ$ ?

3 A circle of radius 3 cm, centre at O, is shown on the axes below.

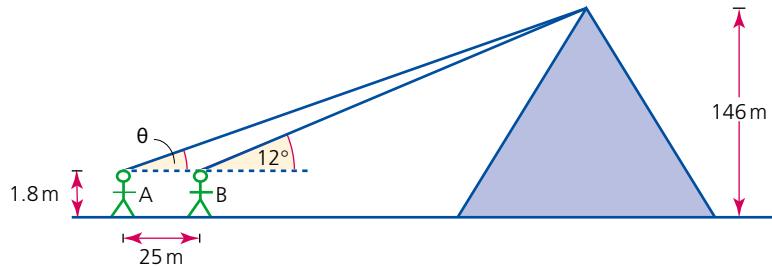


The points A and B lie where the circumference of the circle intersects the  $x$ -axis. Point C is free to move on the circumference of the circle.

a Deduce, justifying your answer, the size of angle  $ACB$ .

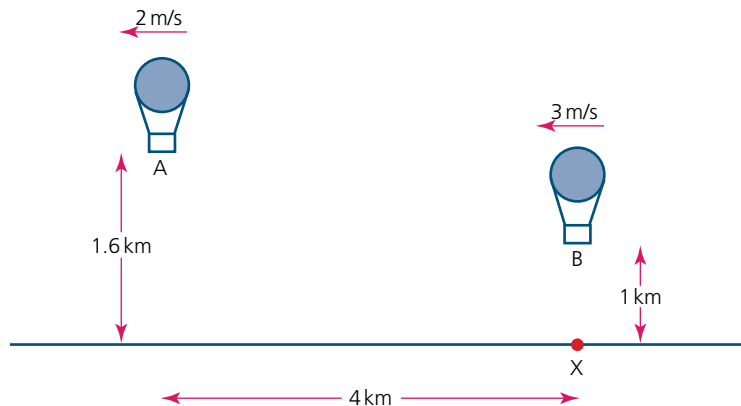
b If  $BC = 3$  cm, calculate the possible coordinates of point C, giving your answers in exact form.

- 4 The Great Pyramid at Giza is 146 m high. Two people A and B are looking at the top of the pyramid. The angle of elevation of the top of the pyramid from B is  $12^\circ$ . The distance between A and B is 25 m.



If both A and B are 1.8 m tall, calculate:

- the distance on the ground from B to the centre of the base of the pyramid,
  - the angle of elevation  $\theta$  of the top of the pyramid from A,
  - the distance between A and the top of the pyramid.
- Note: A, B and the top of the pyramid are in the same vertical plane.
- 5 Two hot air balloons A and B are travelling in the same horizontal direction as shown in the diagram below. A is travelling at 2 m/s and B at 3 m/s. Their heights above the ground are 1.6 km and 1 km, respectively.



At midday, their horizontal distance apart is 4 km and balloon B is directly above a point X on the ground.

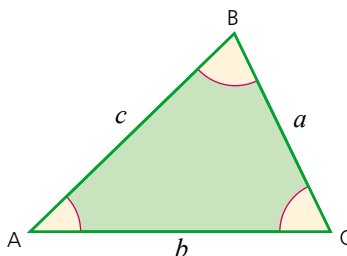
Calculate:

- the angle of elevation of A from X at midday,
  - the angle of depression of B from A at midday,
  - their horizontal distance apart at 1230,
  - the angle of elevation of B from X at 1230,
  - the angle of elevation of A from B at 1230,
  - how much closer A and B are at 1230 compared with midday.
- 6
- On one diagram, plot the graph of  $y = \sin \theta$  and the graph of  $y = \cos \theta$ , for  $0^\circ \leq \theta \leq 180^\circ$ .
  - Use your graph to find the angles for which  $\sin \theta = \cos \theta$ .

# Further trigonometry

## The sine rule

With right-angled triangles, we can use the basic trigonometric ratios of sine, cosine and tangent. The **sine rule** is a relationship which can be used with non-right-angled triangles.



The sine rule states that:

$$\frac{a}{\sin A} = \frac{b}{\sin B} = \frac{c}{\sin C}$$

or alternatively

$$\frac{\sin A}{a} = \frac{\sin B}{b} = \frac{\sin C}{c}$$

### → Worked examples

- a** Calculate the length of side BC.

Using the sine rule:

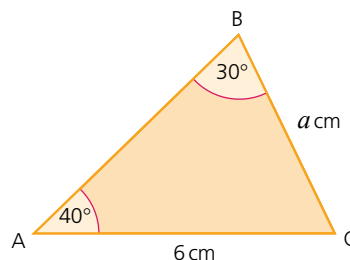
$$\frac{a}{\sin A} = \frac{b}{\sin B}$$

$$\frac{a}{\sin 40^\circ} = \frac{6}{\sin 30^\circ}$$

$$a = \frac{6 \times \sin 40^\circ}{\sin 30^\circ}$$

$$a = 7.7 \text{ (1 d.p.)}$$

$$BC = 7.7 \text{ cm}$$



- b** Calculate the size of angle C.

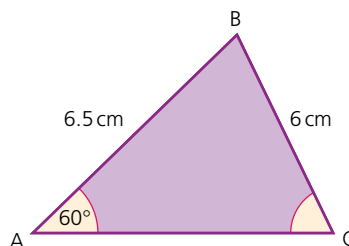
Using the sine rule:

$$\frac{\sin A}{a} = \frac{\sin C}{c}$$

$$\sin C = \frac{6.5 \times \sin 60^\circ}{6}$$

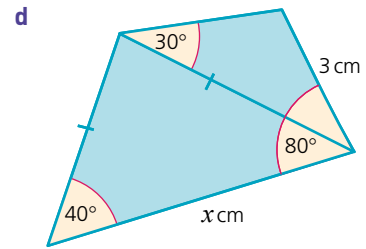
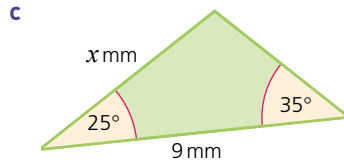
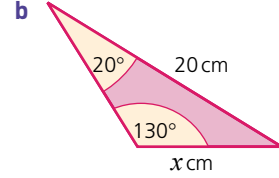
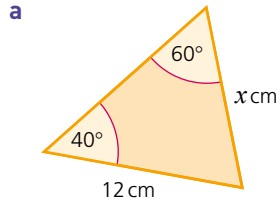
$$C = \sin^{-1}(0.94)$$

$$C = 69.8^\circ \text{ (1 d.p.)}$$

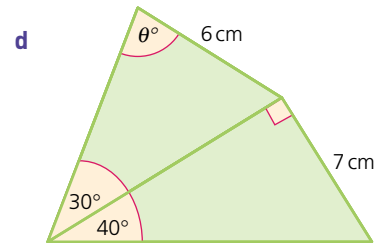
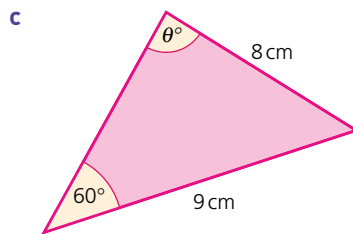
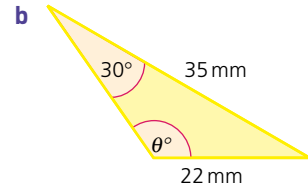
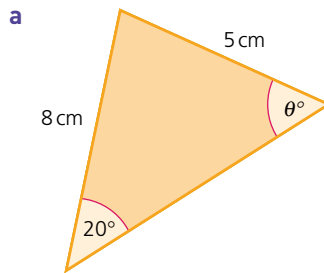


Exercise 30.1

1 Calculate the length of the side marked  $x$  in each of the following.



2 Calculate the size of the angle marked  $\theta^\circ$  in each of the following.



3  $\triangle ABC$  has the following dimensions:  
 $AC = 10\text{ cm}$ ,  $AB = 8\text{ cm}$  and angle  $ACB = 20^\circ$ .

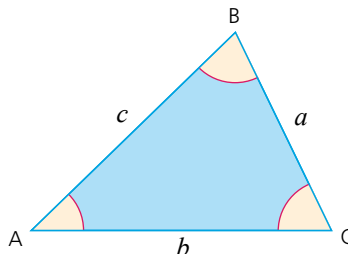
- a** Calculate the two possible values for angle  $CBA$ .
- b** Sketch and label the two possible shapes for  $\triangle ABC$ .

4  $\triangle PQR$  has the following dimensions:  
 $PQ = 6\text{ cm}$ ,  $PR = 4\text{ cm}$  and angle  $PQR = 40^\circ$ .

- a** Calculate the two possible values for angle  $QRP$ .
- b** Sketch and label the two possible shapes for  $\triangle PQR$ .

## The cosine rule

The **cosine rule** is another relationship which can be used with non-right-angled triangles.



The cosine rule states that:

$$a^2 = b^2 + c^2 - 2bc \cos A$$

### → Worked examples

- a** Calculate the length of the side BC.

Using the cosine rule:

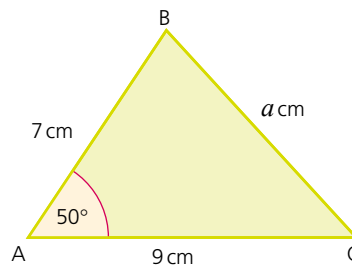
$$a^2 = b^2 + c^2 - 2bc \cos A$$

$$a^2 = 9^2 + 7^2 - (2 \times 9 \times 7 \times \cos 50^\circ) = 49.0$$

$$a = \sqrt{49.0}$$

$$a = 7.00 \text{ (3 s.f.)}$$

$$BC = 7.00 \text{ cm (3 s.f.)}$$



- b** Calculate the size of angle A.

Using the cosine rule:

$$a^2 = b^2 + c^2 - 2bc \cos A$$

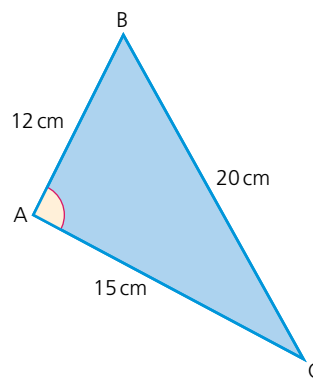
Rearranging the equation gives:

$$\cos A = \frac{b^2 + c^2 - a^2}{2bc}$$

$$\cos A = \frac{15^2 + 12^2 - 20^2}{2 \times 15 \times 12} = -0.086$$

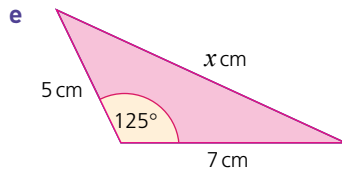
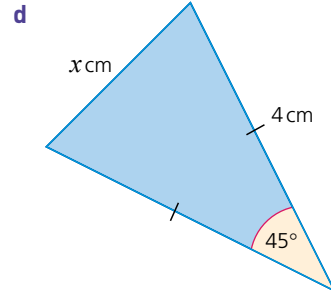
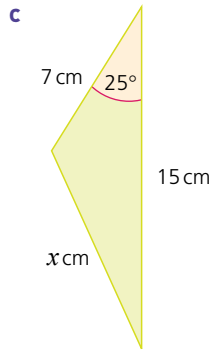
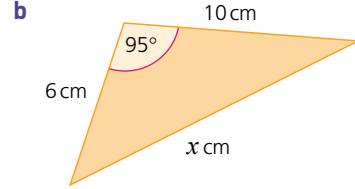
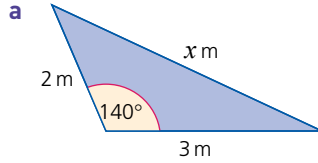
$$A = \cos^{-1}(-0.086)$$

$$A = 94.9^\circ \text{ (1 d.p.)}$$

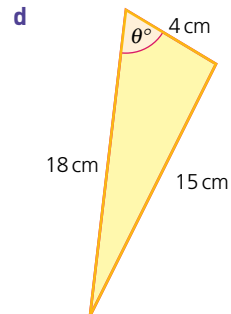
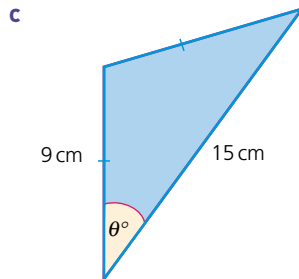
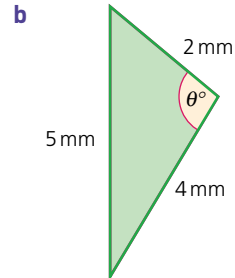
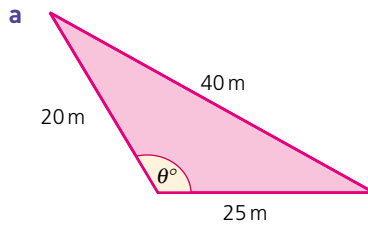


Exercise 30.2

1 Calculate the length of the side marked  $x$  in each of the following.

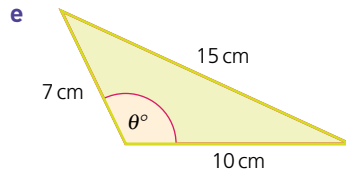


2 Calculate the angle marked  $\theta^\circ$  in each of the following.



## 30 FURTHER TRIGONOMETRY

### Exercise 30.2 (cont)

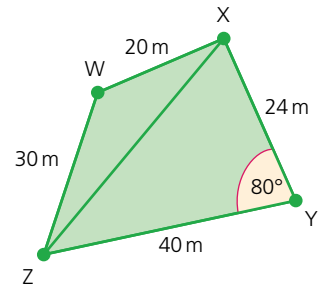


### Exercise 30.3

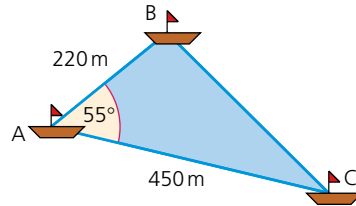
- 1 Four players, W, X, Y and Z, are on a rugby pitch. The diagram shows a plan view of their relative positions.

Calculate:

- the distance between players X and Z,
- angle  $ZWX$ ,
- angle  $WZX$ ,
- angle  $YZX$ ,
- the distance between players W and Y.

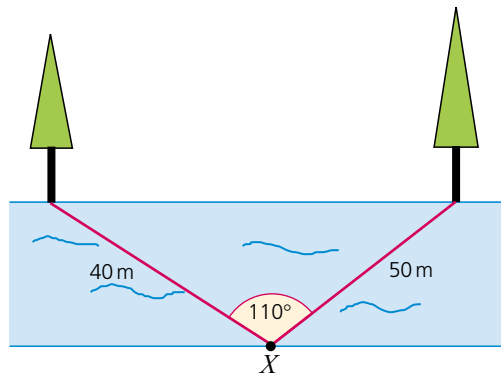


- 2 Three yachts, A, B and C, are racing off Cape Comorin in India. Their relative positions are shown (below).



Calculate the distance between B and C to the nearest 10 m.

- 3 There are two trees standing on one side of a river bank. On the opposite side, a boy is standing at X.



Using the information given, calculate the distance between the two trees.

## The area of a triangle

$$\text{Area} = \frac{1}{2}bh$$

Also:

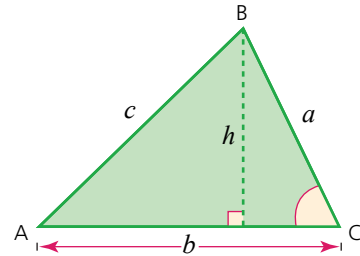
$$\sin C = \frac{h}{a}$$

Rearranging:

$$h = a \sin C$$

Therefore

$$\text{area} = \frac{1}{2}ab \sin C$$

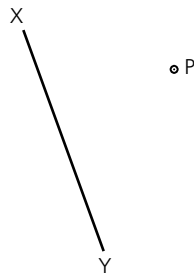


## Shortest distance from a point to a line

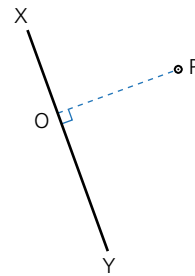
The height of a triangle is measured perpendicular to the base of the triangle, as shown above.

In general, the shortest distance from a point to a line is the distance measured perpendicular to the line and passing through the point.

e.g.



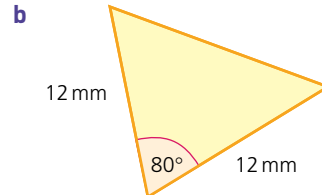
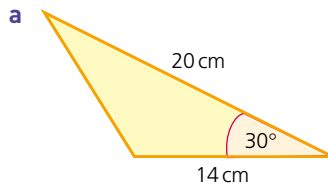
To calculate the shortest distance from point P to the line XY, draw a line perpendicular to XY passing through P.



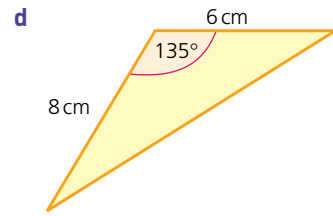
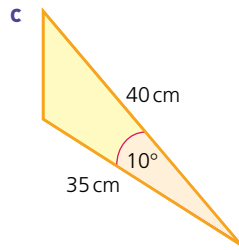
The shortest distance from P to the line XY is therefore the distance OP.

### Exercise 30.4

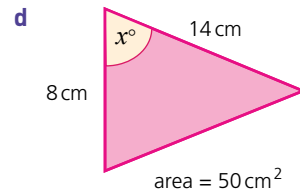
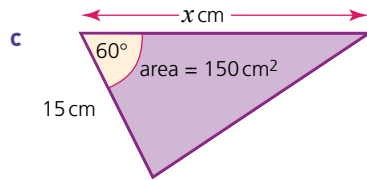
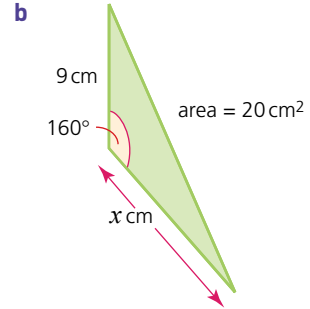
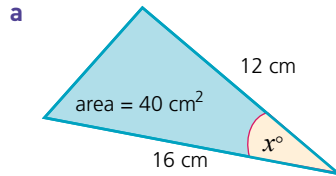
1 Calculate the area of the following triangles.



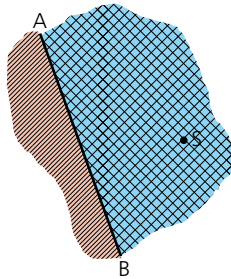
Exercise 30.4 (cont)



2 Calculate the value of  $x$  in each of the following.

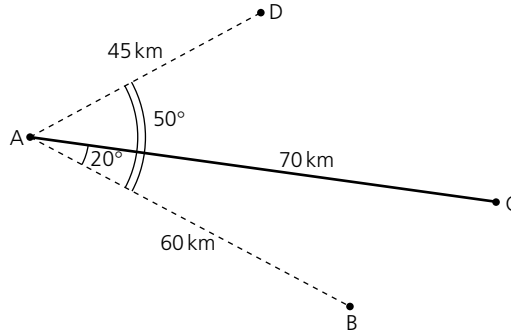


3 A straight stretch of coast  $AB$  is shown below. A ship  $S$  at sea is 1.1 km from  $A$ .



If angle  $SAB = 25^\circ$ , calculate the shortest distance between the ship and the coast, giving your answer to the nearest metre.

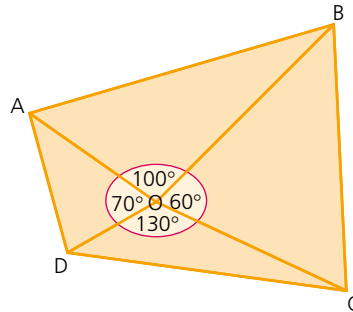
- 4 The four corners, A, B, C and D, of a large nature reserve form a quadrilateral and are shown below.  
 $AC = 70\text{ km}$ ,  $AD = 45\text{ km}$  and  $AB = 60\text{ km}$ .



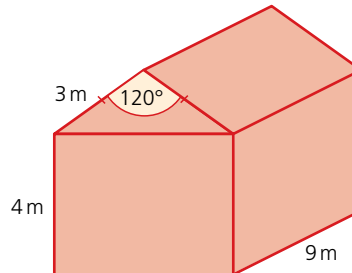
If angle  $BAC = 20^\circ$  and angle  $BAD = 50^\circ$ , calculate the area of the nature reserve, giving your answer to the nearest square kilometre.

- 5 ABCD is a school playing field. The following lengths are known:  
 $OA = 83\text{ m}$ ,  
 $OB = 122\text{ m}$ ,  
 $OC = 106\text{ m}$ ,  
 $OD = 78\text{ m}$ .

Calculate the area of the school playing field to the nearest  $100\text{ m}^2$ .



- 6 The roof of a garage has a slanting length of  $3\text{ m}$  and makes an angle of  $120^\circ$  at its vertex. The height of the walls of the garage is  $4\text{ m}$  and its depth is  $9\text{ m}$ .



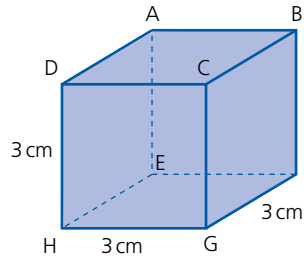
Calculate:

- the cross-sectional area of the roof,
- the volume occupied by the whole garage.

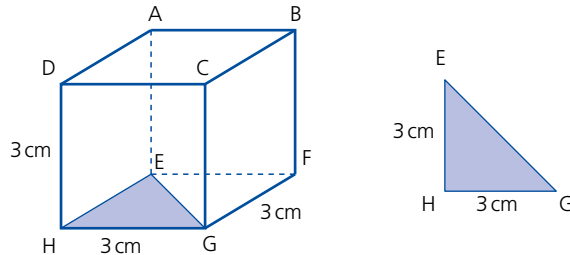
## Trigonometry in three dimensions

 Worked examples

The diagram (below) shows a cube of edge length 3 cm.



- a Calculate the length EG.



Triangle EHG (above) is right-angled. Use Pythagoras' theorem to calculate the length EG.

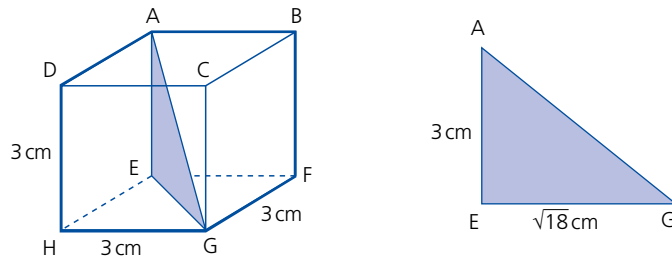
$$EG^2 = EH^2 + HG^2$$

$$EG^2 = 3^2 + 3^2 = 18$$

$$EG = \sqrt{18} \text{ cm} = 4.24 \text{ cm (3 s.f.)}$$

- b Calculate the length AG.

Triangle AEG (below) is right-angled. Use Pythagoras' theorem to calculate the length AG.



$$AG^2 = AE^2 + EG^2$$

$$AG^2 = 3^2 + (\sqrt{18})^2$$

$$AG^2 = 9 + 18$$

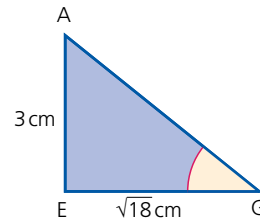
$$AG = \sqrt{27} \text{ cm} = 5.20 \text{ cm (3 s.f.)}$$

- c Calculate the angle  $EGA$ .

To calculate angle  $EGA$  we use the triangle  $EGA$ :

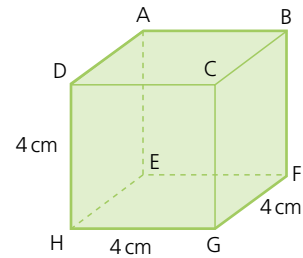
$$\tan G = \frac{3}{\sqrt{18}}$$

$$G = 35.3^\circ \text{ (1 d.p.)}$$

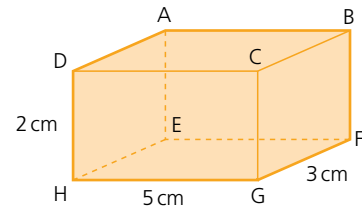


*Exercise 30.5*

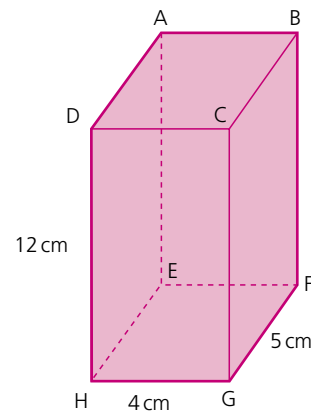
- 1 a Calculate the length  $HF$ .  
 b Calculate the length  $HB$ .  
 c Calculate the angle  $BHG$ .



- 2 a Calculate the length  $CA$ .  
 b Calculate the length  $CE$ .  
 c Calculate the angle  $ACE$ .

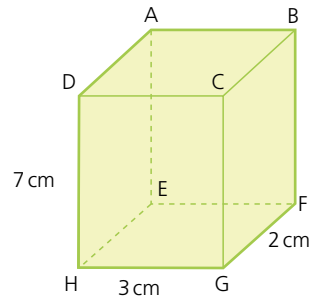


- 3 In the cuboid (right):  
 a Calculate the length  $EG$ .  
 b Calculate the length  $AG$ .  
 c Calculate the angle  $AGE$ .

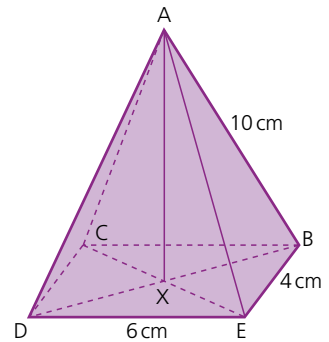


*Exercise 30.5 (cont)*

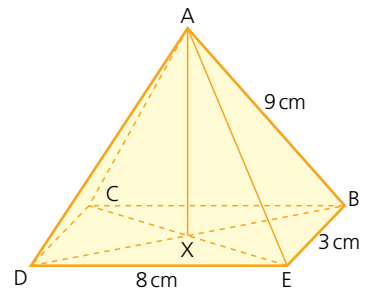
- 4 In the cuboid calculate:  
**a** the angle  $BCE$ ,  
**b** the angle  $GFH$ .



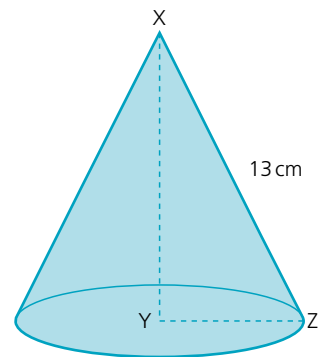
- 5 The diagram (right) shows a right pyramid where  $A$  is vertically above  $X$ .  
**a** **i** Calculate the length  $DB$ .  
**ii** Calculate the angle  $DAX$ .  
**b** **i** Calculate the angle  $CED$ .  
**ii** Calculate the angle  $DBA$ .



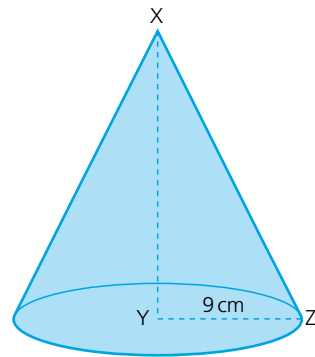
- 6 The diagram shows a right pyramid where  $A$  is vertically above  $X$ .  
**a** **i** Calculate the length  $CE$ .  
**ii** Calculate the angle  $CAX$ .  
**b** **i** Calculate the angle  $BDE$ .  
**ii** Calculate the angle  $ADB$ .



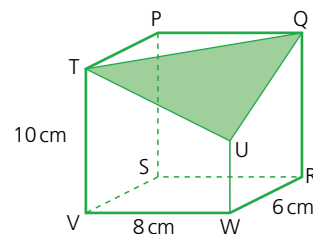
- 7 In this cone (right) the angle  $YXZ = 60^\circ$ . Calculate:  
**a** the length  $XY$ ,  
**b** the length  $YZ$ ,  
**c** the circumference of the base.



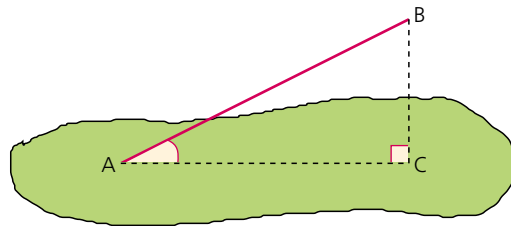
- 8 In this cone the angle  $XZY = 40^\circ$ . Calculate:  
 a the length  $XZ$ ,  
 b the length  $XY$ .



- 9 One corner of this cuboid has been sliced off along the plane  $QTU$ .  $WU = 4$  cm.  
 a Calculate the length of the three sides of the triangle  $QTU$ .  
 b Calculate the three angles  $P$ ,  $Q$  and  $T$  in triangle  $PQT$ .  
 c Calculate the area of triangle  $PQT$ .



## The angle between a line and a plane



To calculate the size of the angle between the line  $AB$  and the shaded plane, drop a perpendicular from  $B$ . It meets the shaded plane at  $C$ . Then join  $AC$ .

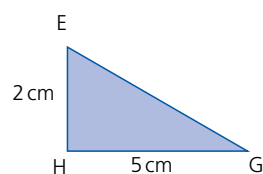
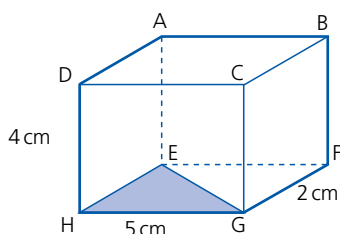
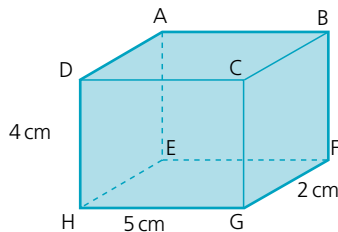
The angle between the lines  $AB$  and  $AC$  represents the angle between the line  $AB$  and the shaded plane.

The line  $AC$  is the projection of the line  $AB$  on the shaded plane.

## → Worked examples

- a Calculate the length EC.

First use Pythagoras' theorem to calculate the length EG:



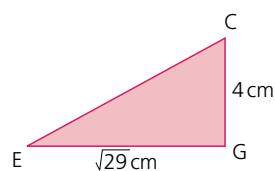
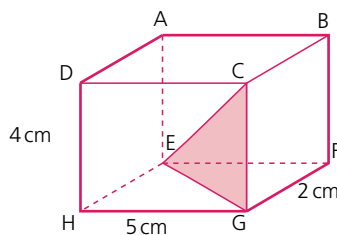
$$EG^2 = EH^2 + HG^2$$

$$EG^2 = 2^2 + 5^2$$

$$EG^2 = 29$$

$$EG = \sqrt{29} \text{ cm}$$

Now use Pythagoras' theorem to calculate CE:



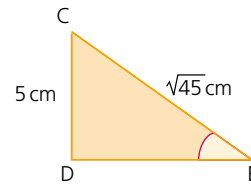
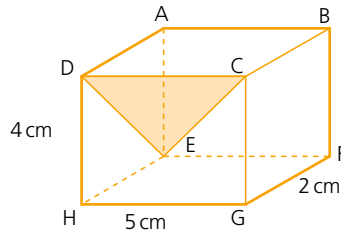
$$EC^2 = EG^2 + CG^2$$

$$EC^2 = (\sqrt{29})^2 + 4^2$$

$$EC^2 = 29 + 16$$

$$EC = \sqrt{45} \text{ cm} = 6.71 \text{ cm (3 s.f.)}$$

- b Calculate the angle between the line CE and the plane ADHE.  
To calculate the angle between the line CE and the plane ADHE use the right-angled triangle CED and calculate the angle CED.



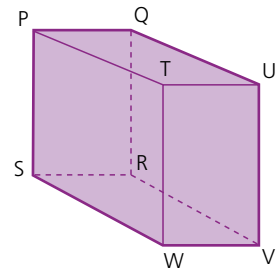
$$\sin E = \frac{CD}{CE} = \frac{5}{\sqrt{45}}$$

$$E = \sin^{-1} \frac{5}{\sqrt{45}} = 48.2^\circ \text{ (1 d.p.)}$$

Exercise 30.6

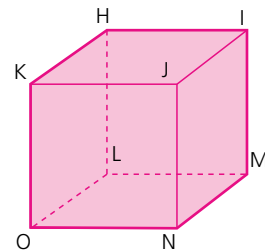
- 1 Name the projection of each line onto the given plane (right):

- TR onto RSWV
- TR onto PQUT
- SU onto PQRS
- SU onto TUVW
- PV onto QRVU
- PV onto RSWV



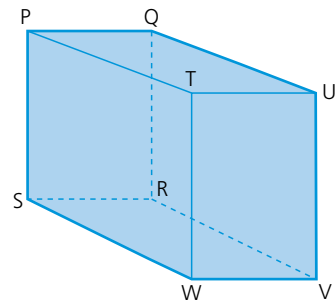
- 2 Name the projection of each line onto the given plane (right):

- KM onto IJNM
- KM onto JKON
- KM onto HIML
- IO onto HLOK
- IO onto JKON
- IO onto LMNO



- 3 Name the angle between the given line and plane (right):

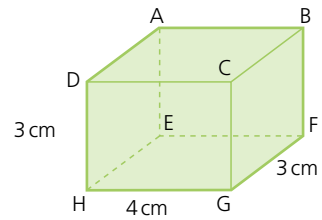
- PT and PQRS
- PU and PQRS
- SV and PSWT
- RT and TUVW
- SU and QRVU
- PV and PSWT



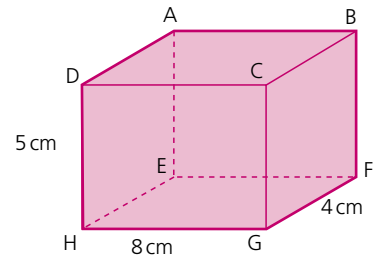
### 30 FURTHER TRIGONOMETRY

#### Exercise 30.6 (cont)

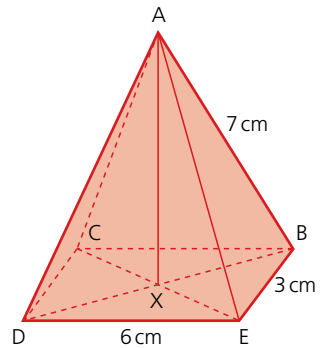
- 4 a Calculate the length BH (right).  
 b Calculate the angle between the line BH and the plane EFGH.



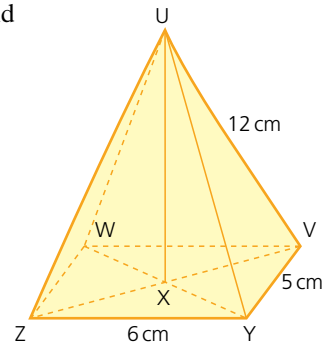
- 5 a Calculate the length AG.  
 b Calculate the angle between the line AG and the plane EFGH.  
 c Calculate the angle between the line AG and the plane ADHE.



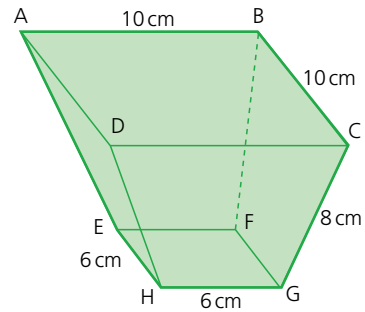
- 6 The diagram (right) shows a right pyramid where A is vertically above X.  
 a Calculate the length BD.  
 b Calculate the angle between AB and CBED.



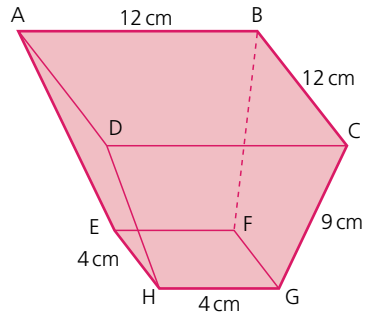
- 7 The diagram (right) shows a right pyramid where U is vertically above X.  
 a Calculate the length WY.  
 b Calculate the length UX.  
 c Calculate the angle between UX and UZY.



- 8 ABCD and EFGH are square faces lying parallel to each other. Calculate:
- the length DB,
  - the length HF,
  - the vertical height of the object,
  - the angle DH makes with the plane ABCD.

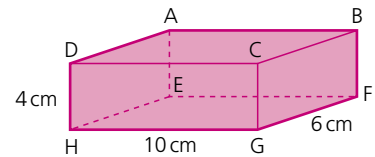
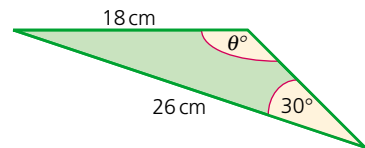
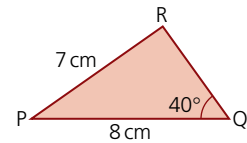


- 9 ABCD and EFGH are square faces lying parallel to each other. Calculate:
- the length AC,
  - the length EG,
  - the vertical height of the object,
  - the angle CG makes with the plane EFGH.

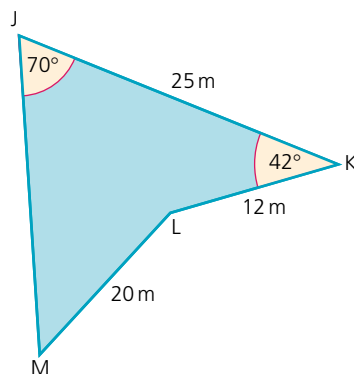


### ? Student assessment 1

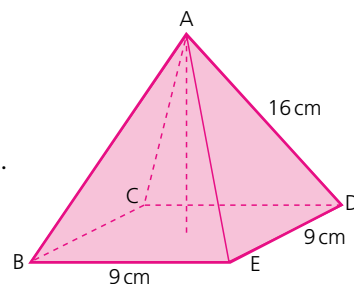
- The triangle PQR is shown right.
  - Calculate the two possible values for angle  $PRQ$ .
  - Calculate the shortest distance possible of R from side PQ.
- Calculate the size of the obtuse angle marked  $\theta^\circ$  in the triangle (right).
- For the cuboid, calculate:
  - the length EG,
  - the length EC,
  - angle  $BEC$ .



- 4 For the quadrilateral (right), calculate:
- the length  $JL$ ,
  - angle  $KJL$ ,
  - the length  $JM$ ,
  - the area of  $JKLM$ .

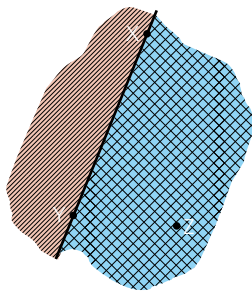


- 5 For the square-based right pyramid, calculate:
- the length  $BD$ ,
  - angle  $ABD$ ,
  - the area of  $\triangle ABD$ ,
  - the vertical height of the pyramid.



## ? Student assessment 2

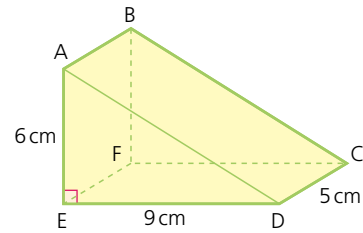
1



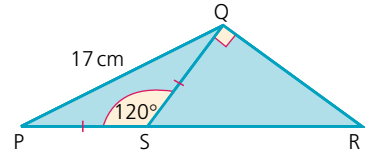
Two points  $X$  and  $Y$  are 1000 m apart on a straight piece of coastline. A buoy  $Z$  is out at sea.  $XZ = 850$  m and  $YZ = 625$  m. A girl wishes to swim from the coast to the buoy.

- What is the shortest distance she will have to swim? Give your answer to 3 s.f.
- How far along the coast from  $Y$  will she have to set off in order to swim the least distance?

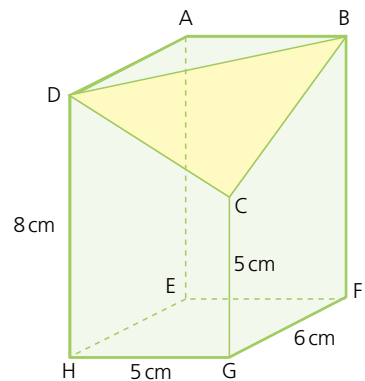
- 2** Using the triangular prism, calculate:
- a** the length  $AD$ ,
  - b** the length  $AC$ ,
  - c** the angle  $AC$  makes with the plane  $CDEF$ ,
  - d** the angle  $AC$  makes with the plane  $ABFE$ .



- 3** For the triangle, calculate:
- a** the length  $PS$ ,
  - b** angle  $QRS$ ,
  - c** the length  $SR$ .



- 4** The cuboid (right) has one of its corners removed to leave a flat triangle  $BDC$ . Calculate:
- a** length  $DC$ ,
  - b** length  $BC$ ,
  - c** length  $DB$ ,
  - d** angle  $CBD$ ,
  - e** the area of  $\triangle BDC$ ,
  - f** the angle  $AC$  makes with the plane  $AEHD$ .



# Mathematical investigations and ICT

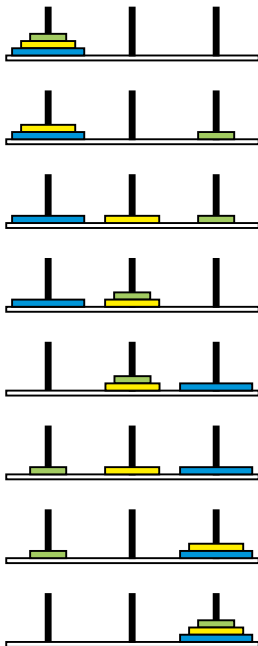
## Numbered balls

The balls below start with the number 25 and then subsequent numbered balls are added according to a rule. The process stops when ball number 1 is added.



- 1 Express in words the rule for generating the sequence of numbered balls.
- 2 What is the longest sequence of balls starting with a number less than 100?
- 3 Is there a strategy for generating a long sequence?
- 4 Use your rule to state the longest sequence of balls starting with a number less than 1000.
- 5 Extend the investigation by having a different term-to-term rule.

## Towers of Hanoi



This investigation is based on an old Vietnamese legend. The legend is as follows:

At the beginning of time a temple was created by the Gods. Inside the temple stood three giant rods. On one of these rods, 64 gold discs, all of different diameters, were stacked in descending order of size, i.e. the largest at the bottom rising to the smallest at the top. Priests at the temple were responsible for moving the discs onto the remaining two rods until all 64 discs were stacked in the same order on one of the other rods. When this task was completed, time would cease and the world would come to an end.

The discs, however, could only be moved according to certain rules. These were:

- Only one disc could be moved at a time.
- A disc could only be placed on top of a larger one.

The diagram (left) shows the smallest number of moves required to transfer three discs from the rod on the left to the rod on the right.

With three discs, the smallest number of moves is seven.

- 1 What is the smallest number of moves needed for 2 discs?
- 2 What is the smallest number of moves needed for 4 discs?
- 3 Investigate the smallest number of moves needed to move different numbers of discs.

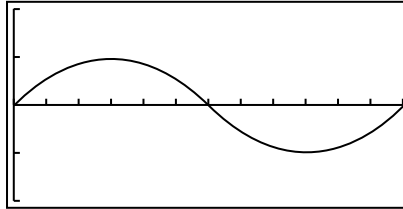
- 4 Display the results of your investigation in an ordered table.
- 5 Describe any patterns you see in your results.
- 6 Predict, from your results, the smallest number of moves needed to move 10 discs.
- 7 Determine a formula for the smallest number of moves for  $n$  discs.
- 8 Assume the priests have been transferring the discs at the rate of one per second and assume the Earth is approximately 4.54 billion years old ( $4.54 \times 10^9$  years).  
According to the legend, is the world coming to an end soon? Justify your answer with relevant calculations.

## ICT activity

In this activity you will need to use a graphics calculator to investigate the relationship between different trigonometric ratios.

Note that this activity goes beyond the syllabus by considering angles greater than  $180^\circ$ .

- 1 **a** Using the calculator, plot the graph of  $y = \sin x$  for  $0^\circ \leq x \leq 360^\circ$ .  
The graph should look similar to the one shown below:



- b** Using the equation solving facility evaluate the following:
  - i**  $\sin 70^\circ$
  - ii**  $\sin 125^\circ$
  - iii**  $\sin 300^\circ$
- c** Referring to the graph, explain why  $\sin x = 0.7$  has two solutions between  $0^\circ$  and  $360^\circ$ .
- d** Use the graph to solve the equation  $\sin x = 0.5$ .
- 2 **a** On the same axes as before, plot  $y = \cos x$ .
- b** How many solutions are there to the equation  $\sin x = \cos x$  between  $0^\circ$  and  $360^\circ$ ?
- c** What is the solution to the equation  $\sin x = \cos x$  between  $180^\circ$  and  $270^\circ$ ?
- 3 By plotting appropriate graphs, solve the following for  $0^\circ \leq x \leq 360^\circ$ .
  - a**  $\sin x = \tan x$
  - b**  $\cos x = \tan x$

# TOPIC 7



## Vectors and transformations

### Contents

Chapter 31 Vectors (E7.1, E7.3)

Chapter 32 Transformations (E7.2)

## Syllabus

### E7.1

Describe a translation by using a vector represented by

e.g.  $\begin{pmatrix} x \\ y \end{pmatrix}$ ,  $\vec{AB}$  or  $\mathbf{a}$ .

Add and subtract vectors.

Multiply a vector by a scalar.

### E7.2

Reflect simple plane figures.

Rotate simple plane figures through multiples of  $90^\circ$ .

Construct given translations and enlargements of simple plane figures.

Recognise and describe reflections, rotations, translations and enlargements.

### E7.3

Calculate the magnitude of a vector  $\begin{pmatrix} x \\ y \end{pmatrix}$  as  $\sqrt{x^2 + y^2}$ .

Represent vectors by directed line segments.

Use the sum and difference of two vectors to express given vectors in terms of two coplanar vectors.

Use position vectors.

## The Italians

Leonardo Pisano (known today as Fibonacci) introduced new methods of arithmetic to Europe from the Hindus, Persians and Arabs. He discovered the sequence 1, 1, 2, 3, 5, 8, 13, ... , which is now called the Fibonacci sequence, and some of its occurrences in nature. He also brought the decimal system, algebra and the 'lattice' method of multiplication to Europe. Fibonacci has been called the 'most talented mathematician of the middle ages'. Many books say that he brought Islamic mathematics to Europe, but in Fibonacci's own introduction to *Liber Abaci*, he credits the Hindus.

The Renaissance began in Italy. Art, architecture, music and the sciences flourished. Girolamo Cardano (1501–1576) wrote his great mathematical book *Ars Magna* (Great Art) in which he showed, among much algebra that was new, calculations involving the solutions to cubic equations. He published this book, the first algebra book in Latin, to great acclaim. However, although he continued to study mathematics, no other work of his was ever published.



Fibonacci (1170–1250)

# Vectors

## Translations

A **translation** (a sliding movement) can be described using **column vectors**. A column vector describes the movement of the object in both the  $x$  direction and the  $y$  direction.

### → Worked examples

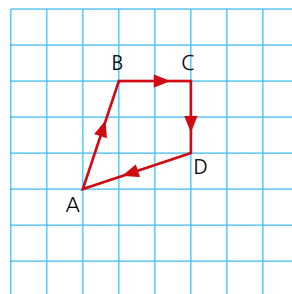
- a Describe the translation from A to B in the diagram in terms of a column vector.

$$\vec{AB} = \begin{pmatrix} 1 \\ 3 \end{pmatrix}$$

i.e. 1 unit in the  $x$  direction, 3 units in the  $y$  direction

- b Describe  $\vec{BC}$ ,  $\vec{CD}$  and  $\vec{DA}$  in terms of column vectors.

$$\vec{BC} = \begin{pmatrix} 2 \\ 0 \end{pmatrix} \quad \vec{CD} = \begin{pmatrix} 0 \\ -2 \end{pmatrix} \quad \vec{DA} = \begin{pmatrix} -3 \\ -1 \end{pmatrix}$$

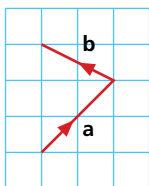


Translations can also be named by a single letter. The direction of the arrow indicates the direction of the translation.

### → Worked examples

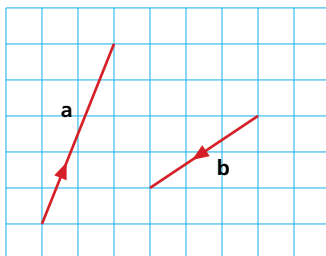
Define **a** and **b** in the diagram (left) using column vectors.

$$\mathbf{a} = \begin{pmatrix} 2 \\ 2 \end{pmatrix} \quad \mathbf{b} = \begin{pmatrix} -2 \\ 1 \end{pmatrix}$$

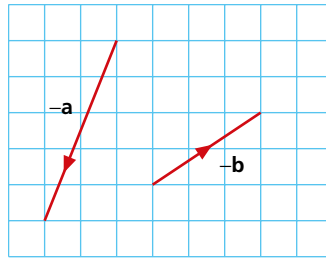


Note: When you represent **vectors** by single letters, i.e. **a**, in handwritten work, you should write them as  $\underline{a}$ .

If  $\mathbf{a} = \begin{pmatrix} 2 \\ 5 \end{pmatrix}$  and  $\mathbf{b} = \begin{pmatrix} -3 \\ -2 \end{pmatrix}$ , they can be represented diagrammatically.



The diagrammatic representation of  $-\mathbf{a}$  and  $-\mathbf{b}$  is shown below.

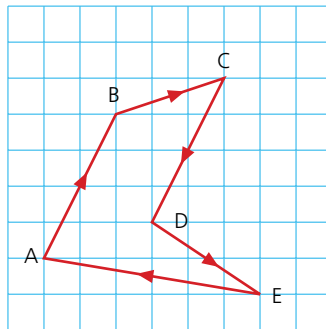


It can be seen from the diagram above that  $-\mathbf{a} = \begin{pmatrix} -2 \\ -5 \end{pmatrix}$  and  $-\mathbf{b} = \begin{pmatrix} 3 \\ 2 \end{pmatrix}$ .

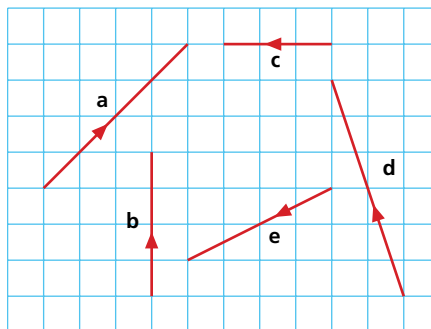
*Exercise 31.1*

In Questions 1 and 2, describe each translation using a column vector.

- 1 **a**  $\vec{AB}$       **b**  $\vec{BC}$       **c**  $\vec{CD}$       **d**  $\vec{DE}$       **e**  $\vec{EA}$   
**f**  $\vec{AE}$       **g**  $\vec{DA}$       **h**  $\vec{CA}$       **i**  $\vec{DB}$



- 2 **a**  $\mathbf{a}$       **b**  $\mathbf{b}$       **c**  $\mathbf{c}$       **d**  $\mathbf{d}$       **e**  $\mathbf{e}$   
**f**  $-\mathbf{b}$       **g**  $-\mathbf{c}$       **h**  $-\mathbf{d}$       **i**  $-\mathbf{a}$



3 Draw and label the following vectors on a square grid:

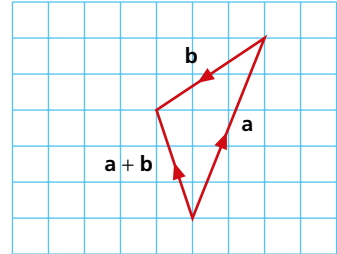
- a**  $\mathbf{a} = \begin{pmatrix} 2 \\ 4 \end{pmatrix}$       **b**  $\mathbf{b} = \begin{pmatrix} -3 \\ 6 \end{pmatrix}$       **c**  $\mathbf{c} = \begin{pmatrix} 3 \\ -5 \end{pmatrix}$   
**d**  $\mathbf{d} = \begin{pmatrix} -4 \\ -3 \end{pmatrix}$       **e**  $\mathbf{e} = \begin{pmatrix} 0 \\ -6 \end{pmatrix}$       **f**  $\mathbf{f} = \begin{pmatrix} -5 \\ 0 \end{pmatrix}$   
**g**  $\mathbf{g} = -\mathbf{c}$       **h**  $\mathbf{h} = -\mathbf{b}$       **i**  $\mathbf{i} = -\mathbf{f}$

## Addition and subtraction of vectors

Vectors can be added together and represented diagrammatically as shown.

The translation represented by **a** followed by **b** can be written as a single transformation **a + b**:

$$\text{i.e. } \begin{pmatrix} 2 \\ 5 \end{pmatrix} + \begin{pmatrix} -3 \\ -2 \end{pmatrix} = \begin{pmatrix} -1 \\ 3 \end{pmatrix}$$



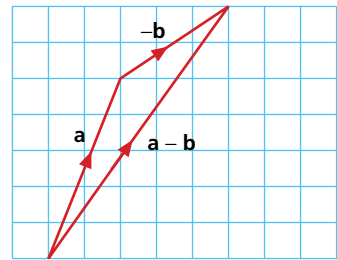
### → Worked examples

$$\mathbf{a} = \begin{pmatrix} 2 \\ 5 \end{pmatrix} \quad \mathbf{b} = \begin{pmatrix} -3 \\ -2 \end{pmatrix}$$

- a** Draw a diagram to represent  $\mathbf{a} - \mathbf{b}$ , where  $\mathbf{a} - \mathbf{b} = (\mathbf{a}) + (-\mathbf{b})$ .

- b** Calculate the vector represented by  $\mathbf{a} - \mathbf{b}$ .

$$\begin{pmatrix} 2 \\ 5 \end{pmatrix} - \begin{pmatrix} -3 \\ -2 \end{pmatrix} = \begin{pmatrix} 5 \\ 7 \end{pmatrix}$$



### Exercise 31.2

In the following questions,

$$\mathbf{a} = \begin{pmatrix} 3 \\ 4 \end{pmatrix} \quad \mathbf{b} = \begin{pmatrix} -2 \\ 1 \end{pmatrix} \quad \mathbf{c} = \begin{pmatrix} -4 \\ -3 \end{pmatrix} \quad \mathbf{d} = \begin{pmatrix} 3 \\ -2 \end{pmatrix}$$

- 1** Draw vector diagrams to represent the following:

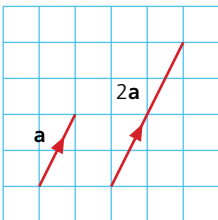
$$\begin{array}{lll} \mathbf{a} & \mathbf{a} + \mathbf{b} & \mathbf{b} & \mathbf{b} + \mathbf{a} & \mathbf{c} & \mathbf{a} + \mathbf{d} \\ \mathbf{d} & \mathbf{d} + \mathbf{a} & \mathbf{e} & \mathbf{b} + \mathbf{c} & \mathbf{f} & \mathbf{c} + \mathbf{b} \end{array}$$

- 2** What conclusions can you draw from your answers to Question 1 above?

- 3** Draw vector diagrams to represent the following:

$$\begin{array}{lll} \mathbf{a} & \mathbf{b} - \mathbf{c} & \mathbf{b} & \mathbf{d} - \mathbf{a} & \mathbf{c} & -\mathbf{a} - \mathbf{c} \\ \mathbf{d} & \mathbf{a} + \mathbf{c} - \mathbf{b} & \mathbf{e} & \mathbf{d} - \mathbf{c} - \mathbf{b} & \mathbf{f} & -\mathbf{c} + \mathbf{b} + \mathbf{d} \end{array}$$

- 4** Represent each of the vectors in Question 3 by a single column vector.



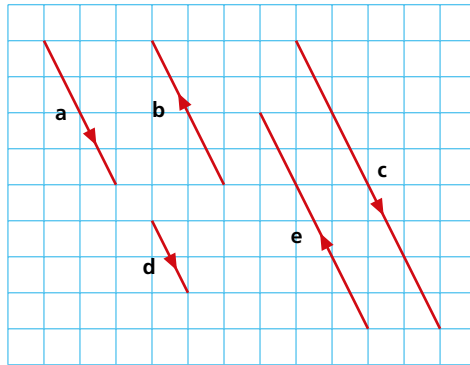
## Multiplying a vector by a scalar

Look at the two vectors in the diagram.

$$\mathbf{a} = \begin{pmatrix} 1 \\ 2 \end{pmatrix} \quad 2\mathbf{a} = 2 \begin{pmatrix} 1 \\ 2 \end{pmatrix} = \begin{pmatrix} 2 \\ 4 \end{pmatrix}$$

→ Worked example

If  $\mathbf{a} = \begin{pmatrix} 2 \\ -4 \end{pmatrix}$ , express the vectors  $\mathbf{b}$ ,  $\mathbf{c}$ ,  $\mathbf{d}$  and  $\mathbf{e}$  in terms of  $\mathbf{a}$ .

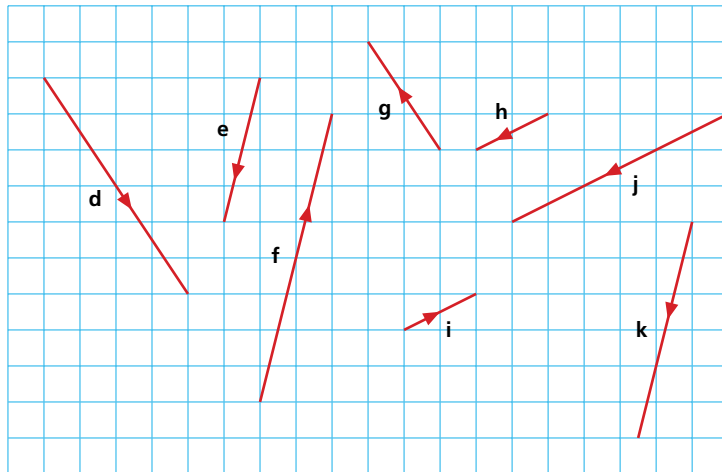


$\mathbf{b} = -\mathbf{a}$     $\mathbf{c} = 2\mathbf{a}$     $\mathbf{d} = \frac{1}{2}\mathbf{a}$     $\mathbf{e} = -\frac{3}{2}\mathbf{a}$

Exercise 31.3

1  $\mathbf{a} = \begin{pmatrix} 1 \\ 4 \end{pmatrix}$     $\mathbf{b} = \begin{pmatrix} -4 \\ -2 \end{pmatrix}$     $\mathbf{c} = \begin{pmatrix} -4 \\ 6 \end{pmatrix}$

Express the following vectors in terms of either  $\mathbf{a}$ ,  $\mathbf{b}$  or  $\mathbf{c}$ .



2  $\mathbf{a} = \begin{pmatrix} 2 \\ 3 \end{pmatrix}$     $\mathbf{b} = \begin{pmatrix} -4 \\ -1 \end{pmatrix}$     $\mathbf{c} = \begin{pmatrix} -2 \\ 4 \end{pmatrix}$

Represent each of the following as a single column vector:

$\mathbf{a}$   $2\mathbf{a}$     $\mathbf{b}$   $3\mathbf{b}$     $\mathbf{c}$   $-\mathbf{c}$     $\mathbf{d}$   $\mathbf{a} + \mathbf{b}$     $\mathbf{e}$   $\mathbf{b} - \mathbf{c}$   
 $\mathbf{f}$   $3\mathbf{c} - \mathbf{a}$     $\mathbf{g}$   $2\mathbf{b} - \mathbf{a}$     $\mathbf{h}$   $\frac{1}{2}(\mathbf{a} - \mathbf{b})$     $\mathbf{i}$   $2\mathbf{a} - 3\mathbf{c}$

## Exercise 31.3 (cont)

$$3 \quad \mathbf{a} = \begin{pmatrix} -2 \\ 3 \end{pmatrix} \quad \mathbf{b} = \begin{pmatrix} 0 \\ -3 \end{pmatrix} \quad \mathbf{c} = \begin{pmatrix} 4 \\ -1 \end{pmatrix}$$

Express each of the following vectors in terms of  $\mathbf{a}$ ,  $\mathbf{b}$  and  $\mathbf{c}$ :

$$\mathbf{a} \begin{pmatrix} -4 \\ 6 \end{pmatrix} \quad \mathbf{b} \begin{pmatrix} 0 \\ 3 \end{pmatrix} \quad \mathbf{c} \begin{pmatrix} 4 \\ -4 \end{pmatrix}$$

$$\mathbf{d} \begin{pmatrix} -2 \\ 6 \end{pmatrix} \quad \mathbf{e} \begin{pmatrix} 8 \\ -2 \end{pmatrix} \quad \mathbf{f} \begin{pmatrix} 10 \\ -5 \end{pmatrix}$$

## The magnitude of a vector

The **magnitude** or size of a vector is represented by its length, i.e. the longer the length, the greater the magnitude. The magnitude of a vector  $\mathbf{a}$  or  $\vec{AB}$  is denoted by  $|\mathbf{a}|$  or  $|\vec{AB}|$  respectively and is calculated using Pythagoras' theorem.

## → Worked examples

$$\mathbf{a} = \begin{pmatrix} 3 \\ 4 \end{pmatrix} \quad \vec{BC} = \begin{pmatrix} -6 \\ 8 \end{pmatrix}$$

- a** Represent both of the above vectors diagrammatically.

- b i** Calculate  $|\mathbf{a}|$ .

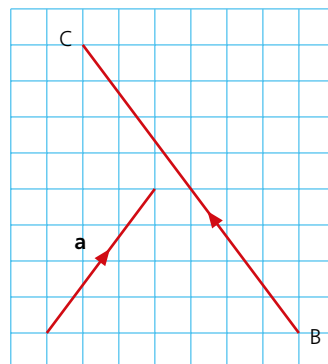
$$|\mathbf{a}| = \sqrt{3^2 + 4^2}$$

$$= \sqrt{25} = 5$$

- ii** Calculate  $|\vec{BC}|$ .

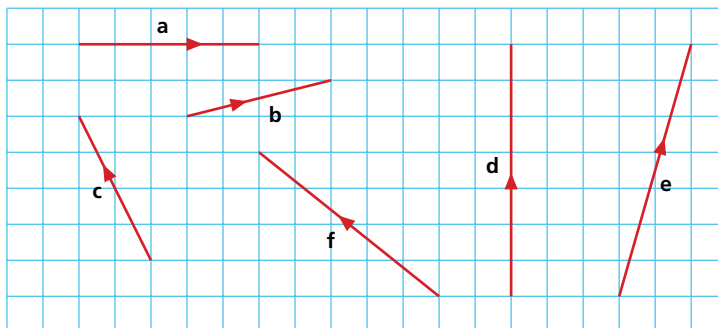
$$|\vec{BC}| = \sqrt{(-6)^2 + 8^2}$$

$$= \sqrt{100} = 10$$



## Exercise 31.4

- 1** Calculate the magnitude of the vectors shown below. Give your answers correct to 1 d.p.



- 2 Calculate the magnitude of the following vectors, giving your answers to 1 d.p.

**a**  $\vec{AB} = \begin{pmatrix} 0 \\ 4 \end{pmatrix}$       **b**  $\vec{BC} = \begin{pmatrix} 2 \\ 5 \end{pmatrix}$       **c**  $\vec{CD} = \begin{pmatrix} -4 \\ -6 \end{pmatrix}$

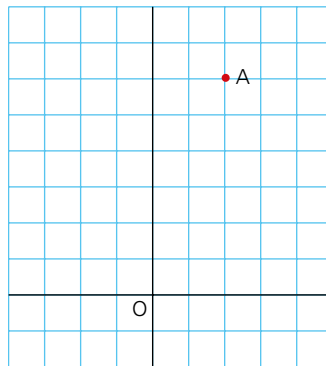
**d**  $\vec{DE} = \begin{pmatrix} -5 \\ 12 \end{pmatrix}$       **e**  $2\vec{AB}$       **f**  $2\vec{CD}$

3 **a**  $= \begin{pmatrix} 4 \\ -3 \end{pmatrix}$       **b**  $= \begin{pmatrix} -5 \\ 7 \end{pmatrix}$       **c**  $= \begin{pmatrix} -1 \\ -8 \end{pmatrix}$

Calculate the magnitude of the following, giving your answers to 1 d.p.

**a**  $\mathbf{a} + \mathbf{b}$       **b**  $2\mathbf{a} - \mathbf{b}$       **c**  $\mathbf{b} - \mathbf{c}$   
**d**  $2\mathbf{c} + 3\mathbf{b}$       **e**  $2\mathbf{b} - 3\mathbf{a}$       **f**  $\mathbf{a} + 2\mathbf{b} - \mathbf{c}$

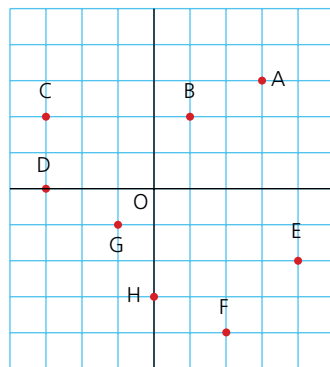
### Position vectors



Sometimes a vector is fixed in position relative to a specific point. In the diagram, the position vector of A relative to O is  $\begin{pmatrix} 2 \\ 6 \end{pmatrix}$ .

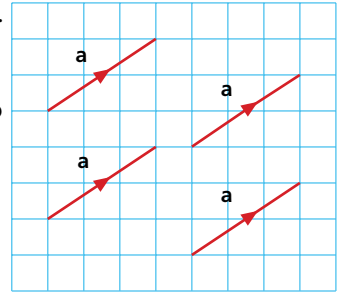
#### Exercise 31.5

- 1 Give the position vectors of A, B, C, D, E, F, G and H relative to O in the diagram (below).



## Vector geometry

In general, vectors are not fixed in position. If a vector  $\mathbf{a}$  has a specific magnitude and direction, then any other vector with the same magnitude and direction as  $\mathbf{a}$  can also be labelled  $\mathbf{a}$ .



If  $\mathbf{a} = \begin{pmatrix} 3 \\ 2 \end{pmatrix}$  then all the vectors shown in the diagram can also be labelled  $\mathbf{a}$ , as they all have the same magnitude and direction.

This property of vectors can be used to solve problems in vector geometry.

### Worked examples

- a Name a vector equal to  $\vec{AD}$ .

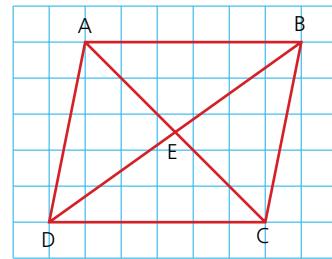
$$\vec{BC} = \vec{AD}$$

- b Write  $\vec{BD}$  in terms of  $\vec{BE}$ .

$$\vec{BD} = 2\vec{BE}$$

- c Express  $\vec{CD}$  in terms of  $\vec{AB}$ .

$$\vec{CD} = \vec{BA} = -\vec{AB}$$



### Exercise 31.6

- 1 If  $\vec{AG} = \mathbf{a}$  and  $\vec{AE} = \mathbf{b}$ , express the following in terms of  $\mathbf{a}$  and  $\mathbf{b}$ :

a  $\vec{EI}$

b  $\vec{HC}$

c  $\vec{FC}$

d  $\vec{DE}$

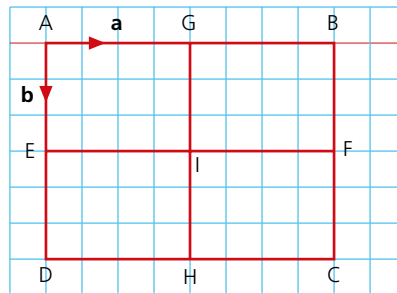
e  $\vec{GH}$

f  $\vec{CD}$

g  $\vec{AI}$

h  $\vec{GE}$

i  $\vec{FD}$



- 2 If  $\vec{LP} = \mathbf{a}$  and  $\vec{LR} = \mathbf{b}$ , express the following in terms of  $\mathbf{a}$  and  $\mathbf{b}$ :

a  $\vec{LM}$

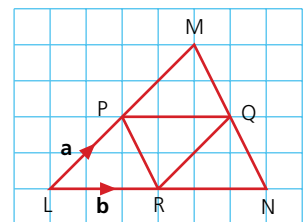
b  $\vec{PQ}$

c  $\vec{PR}$

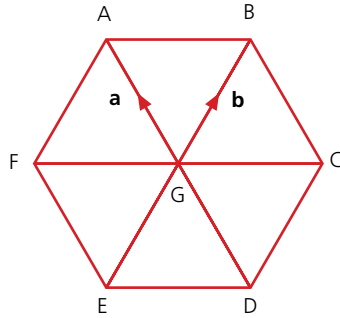
d  $\vec{MQ}$

e  $\vec{MP}$

f  $\vec{NP}$



3 ABCDEF is a regular hexagon.

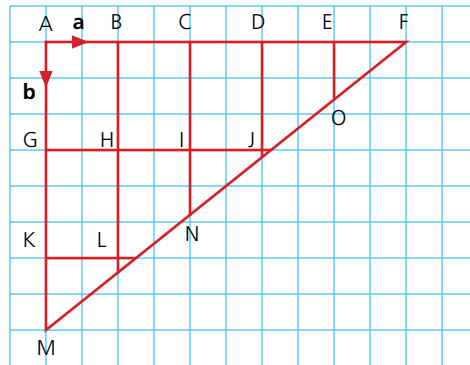


If  $\vec{GA} = \mathbf{a}$  and  $\vec{GB} = \mathbf{b}$ , express the following in terms of  $\mathbf{a}$  and  $\mathbf{b}$ :

- |   |            |   |            |   |            |
|---|------------|---|------------|---|------------|
| a | $\vec{AD}$ | b | $\vec{FE}$ | c | $\vec{DC}$ |
| d | $\vec{AB}$ | e | $\vec{FC}$ | f | $\vec{EC}$ |
| g | $\vec{BE}$ | h | $\vec{FD}$ | i | $\vec{AE}$ |

4 If  $\vec{AB} = \mathbf{a}$  and  $\vec{AG} = \mathbf{b}$ , express the following in terms of  $\mathbf{a}$  and  $\mathbf{b}$ :

- |   |            |   |            |   |            |
|---|------------|---|------------|---|------------|
| a | $\vec{AF}$ | b | $\vec{AM}$ | c | $\vec{FM}$ |
| d | $\vec{FO}$ | e | $\vec{EI}$ | f | $\vec{KF}$ |
| g | $\vec{CN}$ | h | $\vec{AN}$ | i | $\vec{DN}$ |



Exercise 31.7

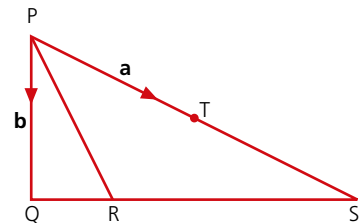
1 T is the midpoint of the line PS and R divides the line QS in the ratio 1:3.

$\vec{PT} = \mathbf{a}$  and  $\vec{PQ} = \mathbf{b}$ .

a Express each of the following in terms of  $\mathbf{a}$  and  $\mathbf{b}$ :

- i  $\vec{PS}$
- ii  $\vec{QS}$
- iii  $\vec{PR}$

b Show that  $\vec{RT} = \frac{1}{4}(2\mathbf{a} - 3\mathbf{b})$ .

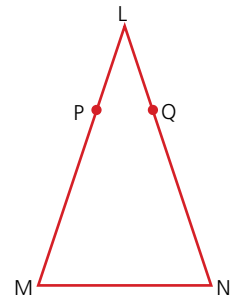


Exercise 31.7 (cont)

2  $\vec{PM} = 3\vec{LP}$  and  $\vec{QN} = 3\vec{LQ}$

Prove that:

- a the line PQ is parallel to the line MN,
- b the line MN is four times the length of the line PQ.



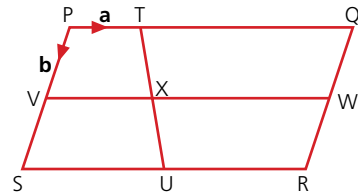
- 3 PQRS is a parallelogram. The point T divides the line PQ in the ratio 1:3, and U, V and W are the midpoints of SR, PS and QR respectively.

$\vec{PT} = \mathbf{a}$  and  $\vec{PV} = \mathbf{b}$ .

- a Express each of the following in terms of  $\mathbf{a}$  and  $\mathbf{b}$ :

- i  $\vec{PQ}$
- ii  $\vec{SU}$
- iii  $\vec{PU}$
- iv  $\vec{VX}$

b Show that  $\vec{XR} = \frac{1}{2}(5\mathbf{a} + 2\mathbf{b})$ .

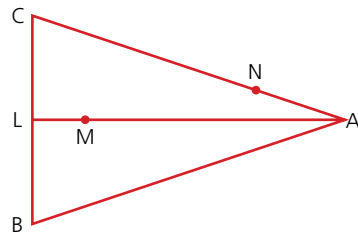


- 4 ABC is an isosceles triangle. L is the midpoint of BC. M divides the line LA in the ratio 1:5, and N divides AC in the ratio 2:5.

- a  $\vec{BC} = \mathbf{p}$  and  $\vec{BA} = \mathbf{q}$ . Express the following in terms of  $\mathbf{p}$  and  $\mathbf{q}$ :

- i  $\vec{LA}$
- ii  $\vec{AN}$

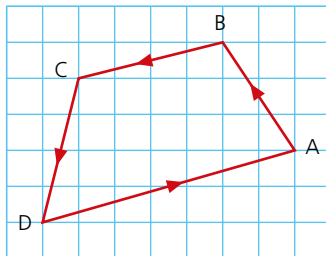
b Show that  $\vec{MN} = \frac{1}{84}(46\mathbf{q} - 11\mathbf{p})$ .



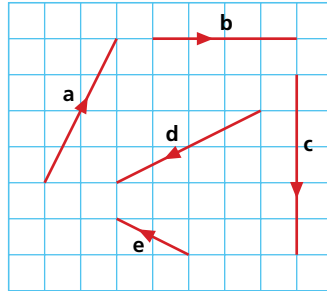
? Student assessment 1

- 1 Using the diagram (below), describe the following translations using column vectors.

- a  $\vec{AB}$       b  $\vec{DA}$       c  $\vec{CA}$



- 2 Describe each of the translations shown using column vectors.



- 3 Using the vectors in Question 2, draw diagrams to represent:

**a**  $\mathbf{a} + \mathbf{b}$     **b**  $\mathbf{e} - \mathbf{d}$     **c**  $\mathbf{c} - \mathbf{e}$     **d**  $2\mathbf{e} + \mathbf{b}$

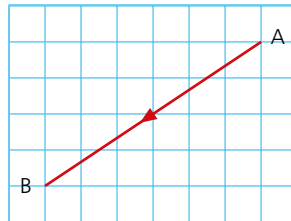
- 4 In the following,  $\mathbf{a} = \begin{pmatrix} 2 \\ 6 \end{pmatrix}$      $\mathbf{b} = \begin{pmatrix} -3 \\ -1 \end{pmatrix}$      $\mathbf{c} = \begin{pmatrix} -2 \\ 4 \end{pmatrix}$

Calculate:

**a**  $\mathbf{a} + \mathbf{b}$     **b**  $\mathbf{c} - \mathbf{b}$     **c**  $2\mathbf{a} + \mathbf{b}$     **d**  $3\mathbf{c} - 2\mathbf{b}$

## ? Student assessment 2

- 1 **a** Calculate the magnitude of the vector  $\vec{AB}$  shown in the diagram.



- b** Calculate the magnitude of the following vectors:

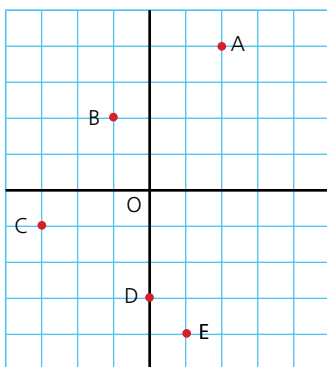
$\mathbf{a} = \begin{pmatrix} 2 \\ 9 \end{pmatrix}$      $\mathbf{b} = \begin{pmatrix} -7 \\ -4 \end{pmatrix}$      $\mathbf{c} = \begin{pmatrix} -5 \\ 12 \end{pmatrix}$

- 2  $\mathbf{p} = \begin{pmatrix} 3 \\ 2 \end{pmatrix}$      $\mathbf{q} = \begin{pmatrix} -4 \\ 1 \end{pmatrix}$      $\mathbf{r} = \begin{pmatrix} 3 \\ -4 \end{pmatrix}$

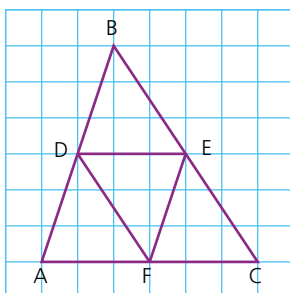
Calculate the magnitude of the following, giving your answers to 3 s.f.

**a**  $3\mathbf{p} - 2\mathbf{q}$     **b**  $\frac{1}{2}\mathbf{r} + \mathbf{q}$

- 3 Give the position vectors of A, B, C, D and E relative to O for the diagram below.

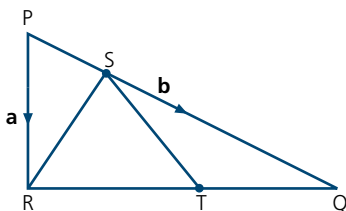


- 4 a Name another vector equal to  $\vec{DE}$  in the diagram.  
 b Express  $\vec{DF}$  in terms of  $\vec{BC}$ .  
 c Express  $\vec{CF}$  in terms of  $\vec{DE}$ .



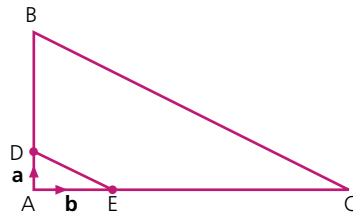
### ? Student assessment 3

- 1 In the triangle PQR, the point S divides the line PQ in the ratio 1:3, and T divides the line RQ in the ratio 3:2.  
 $\vec{PR} = \mathbf{a}$  and  $\vec{PQ} = \mathbf{b}$ .



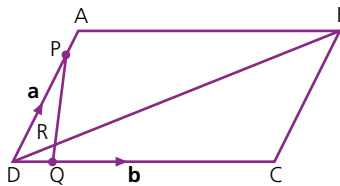
- a Express the following in terms of  $\mathbf{a}$  and  $\mathbf{b}$ :  
 i  $\vec{PS}$       ii  $\vec{SR}$       iii  $\vec{TQ}$   
 b Show that  $\vec{ST} = \frac{1}{20}(8\mathbf{a} + 7\mathbf{b})$ .

- 2 In the triangle ABC, the point D divides the line AB in the ratio 1:3, and E divides the line AC also in the ratio 1:3.



If  $\vec{AD} = \mathbf{a}$  and  $\vec{AE} = \mathbf{b}$ , prove that:

- a  $\vec{BC} = 4 \vec{DE}$ ,  
 b BCED is a trapezium.
- 3 The parallelogram ABCD shows the points P and Q dividing each of the lines AD and DC in the ratio 1:4 respectively.



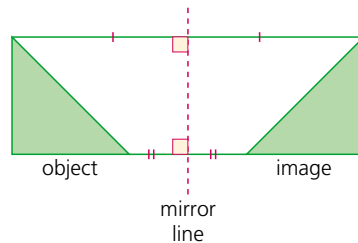
- a If  $\vec{DA} = \mathbf{a}$  and  $\vec{DC} = \mathbf{b}$ , express the following in terms of  $\mathbf{a}$  and  $\mathbf{b}$ :
- i  $\vec{AC}$     ii  $\vec{CB}$     iii  $\vec{DB}$
- b i Find the ratio in which R divides DB.  
 ii Find the ratio in which R divides PQ.

# Transformations

An object undergoing a transformation changes in either position or shape. In its simplest form this change can occur because of either a **reflection**, **rotation**, **translation** or **enlargement**. When an object undergoes a transformation, then its new position or shape is known as the **image**.

## Reflection

When an object is reflected, it undergoes a 'flip' movement about a dashed (broken) line known as the **mirror line**, as shown in the diagram:

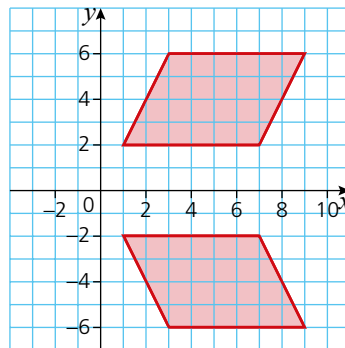


A point on the object and its equivalent point on the image are equidistant from the mirror line. This distance is measured at right angles to the mirror line. The line joining the point to its image is perpendicular to the mirror line.

The position of the mirror line is essential when describing a reflection. Sometimes, its equation as well as its position will be required.

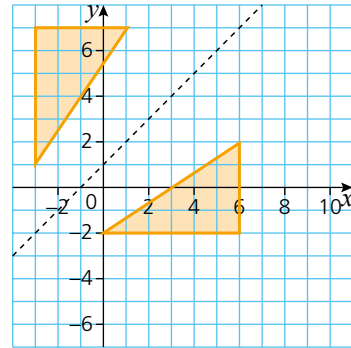
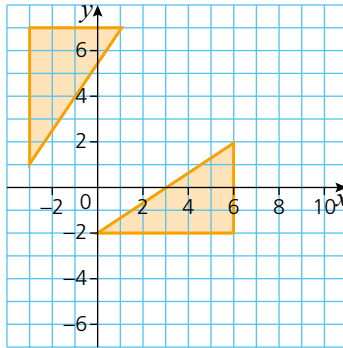
## → Worked examples

- a Find the equation of the mirror line in the reflection given in the diagram (below).



Here, the mirror line is the  $x$ -axis. The equation of the mirror line is therefore  $y = 0$ .

- b** A reflection is shown below.
- i** Draw the position of the mirror line.

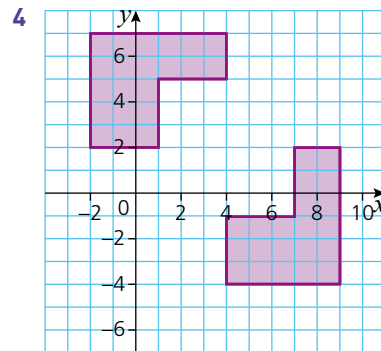
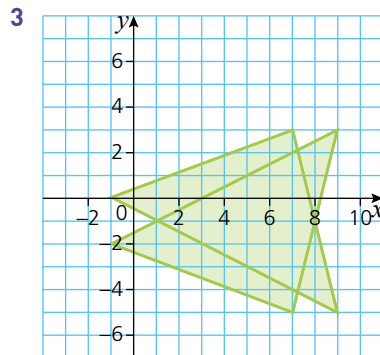
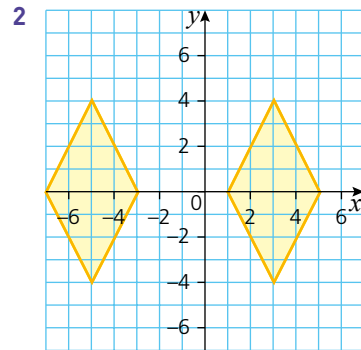
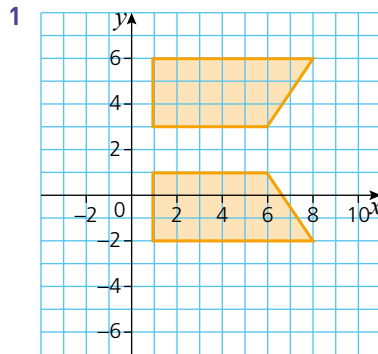


- ii** Give the equation of the mirror line.  
Equation of mirror line:  $y = x + 1$ .

*Exercise 32.1*

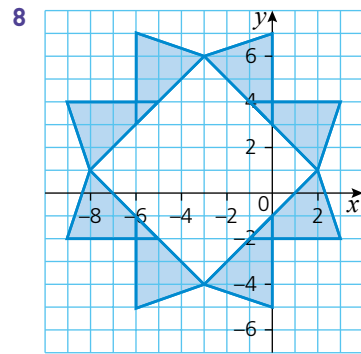
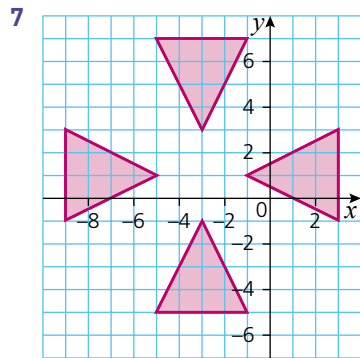
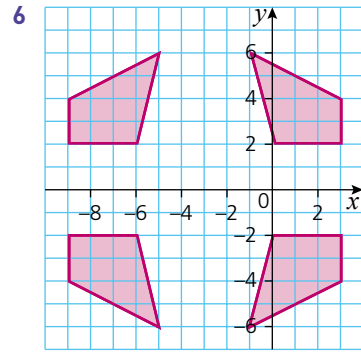
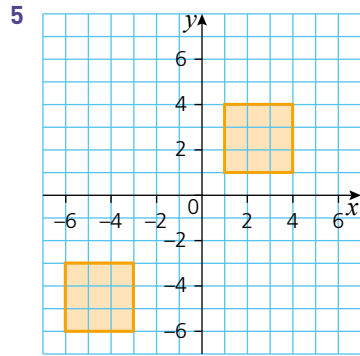
Copy each of the following diagrams, then:

- a** draw the position of the mirror line(s),  
**b** give the equation of the mirror line(s).



## 32 TRANSFORMATIONS

### Exercise 32.1 (cont)

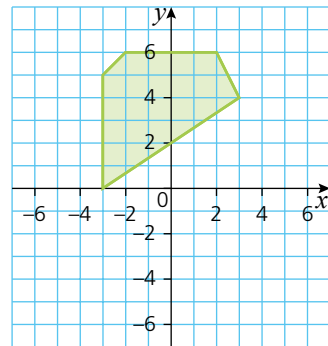
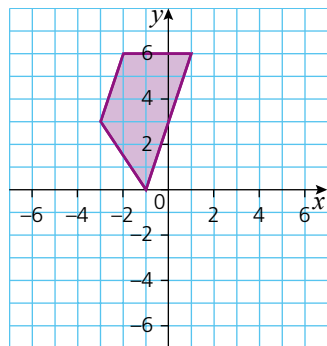


### Exercise 32.2

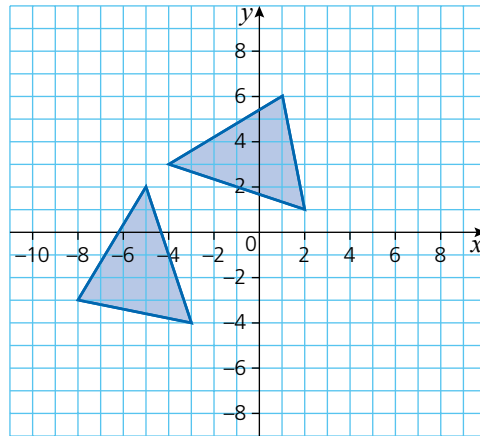
In Questions 1 and 2, copy each diagram four times and reflect the object in each of the lines given.

- 1
- a  $x=2$
  - b  $y=0$
  - c  $y=x$
  - d  $y=-x$

- 2
- a  $x=-1$
  - b  $y=-x-1$
  - c  $y=x+2$
  - d  $x=0$

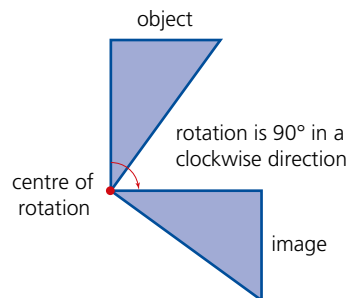


- 3 Copy the diagram (below), and reflect the triangles in the following lines:  
 $x = 1$  and  $y = -3$ .



## Rotation

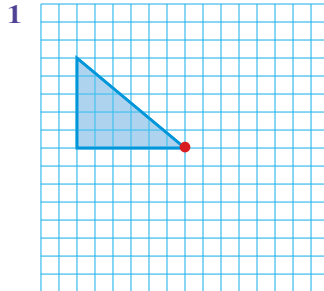
When an object is rotated, it undergoes a ‘turning’ movement about a specific point known as the **centre of rotation**. When describing a rotation, it is necessary to identify not only the position of the centre of rotation, but also the angle and direction of the turn, as shown in the diagram:



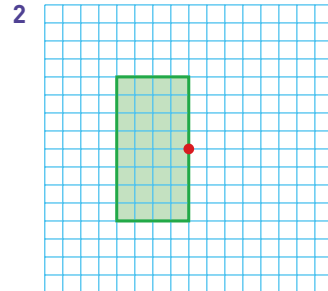
## 32 TRANSFORMATIONS

### Exercise 32.3

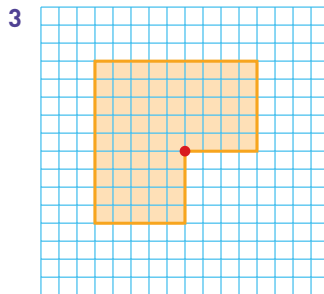
In the following, the object and centre of rotation have both been given. Copy each diagram and draw the object's image under the stated rotation about the marked point.



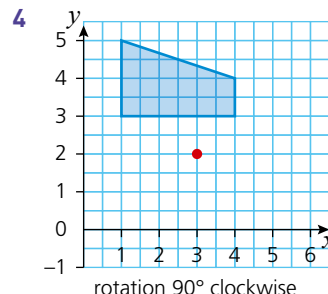
rotation  $180^\circ$



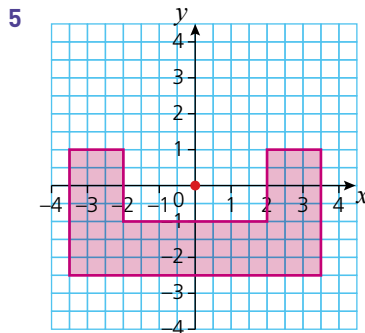
rotation  $90^\circ$  clockwise



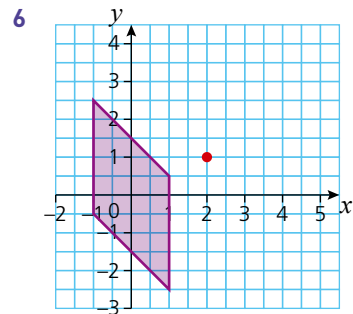
rotation  $180^\circ$



rotation  $90^\circ$  clockwise  
about (3, 2)



rotation  $90^\circ$  anti-clockwise  
about (0, 0)



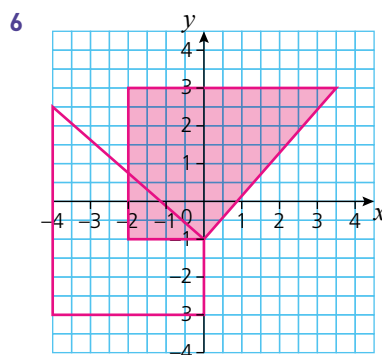
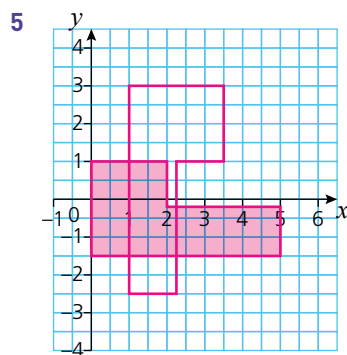
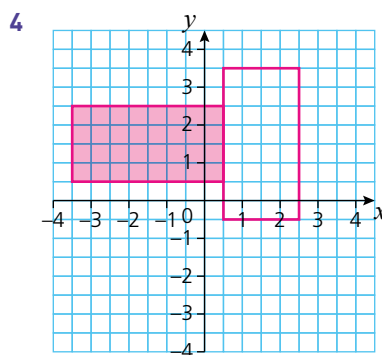
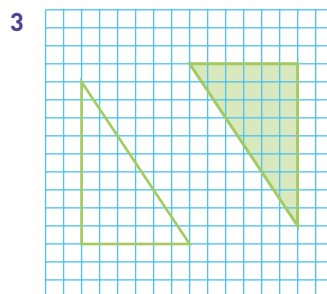
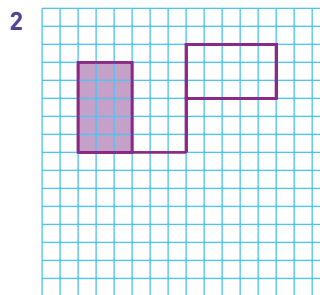
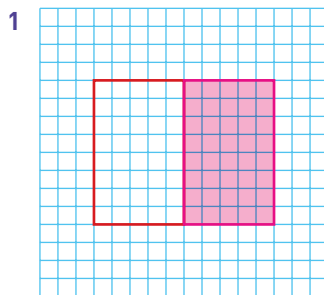
rotation  $90^\circ$  clockwise  
about (2, 1)

Exercise 32.4

In the following, the object (unshaded) and image (shaded) have been drawn.

Copy each diagram and:

- a mark the centre of rotation,
- b calculate the angle and direction of rotation.

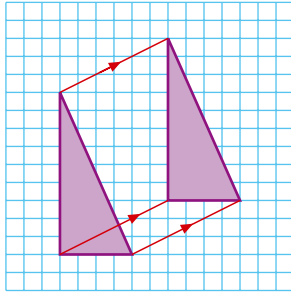


**Note**

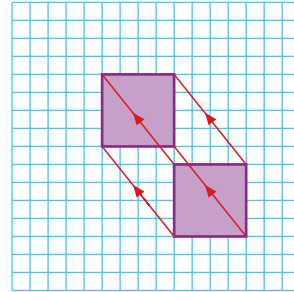
To describe a rotation, three pieces of information need to be given. These are the centre of rotation, the angle of rotation and the direction of rotation.

## Translation

When an object is translated, it undergoes a ‘straight sliding’ movement. When describing a translation, it is necessary to give the translation vector. As no rotation is involved, each point on the object moves in the same way to its corresponding point on the image, e.g.



$$\text{Vector} = \begin{pmatrix} 6 \\ 3 \end{pmatrix}$$

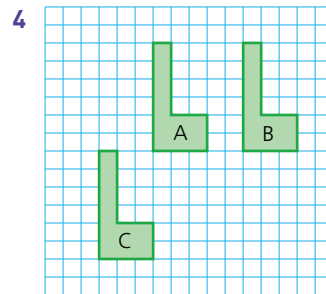
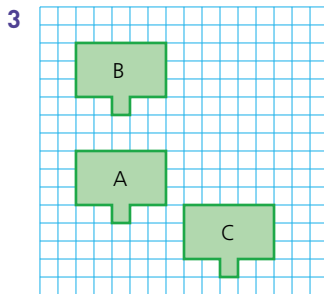
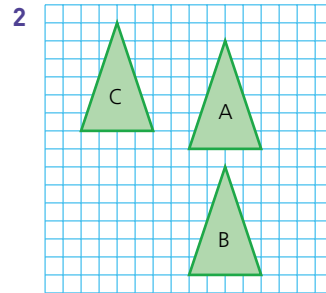
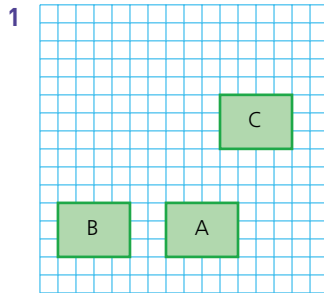


$$\text{Vector} = \begin{pmatrix} -4 \\ 5 \end{pmatrix}$$

### Exercise 32.5

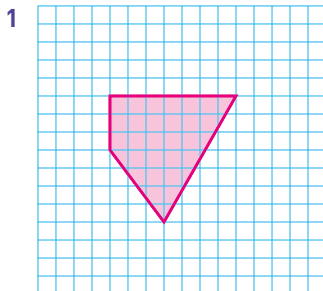
In the following diagrams, object A has been translated to each of images B and C.

Give the translation vectors in each case.




## Exercise 32.6

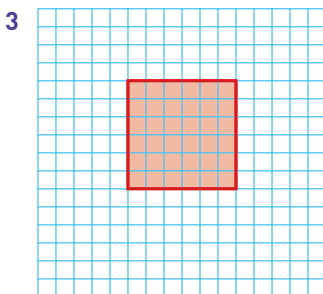
- a Copy each of the following diagrams and draw the object.  
 b Translate the object by the vector given in each case and draw the image in its position.  
 (Note that a bigger grid than the one shown may be needed.)



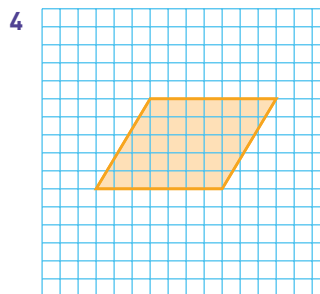
$$\text{Vector} = \begin{pmatrix} 3 \\ 5 \end{pmatrix}$$



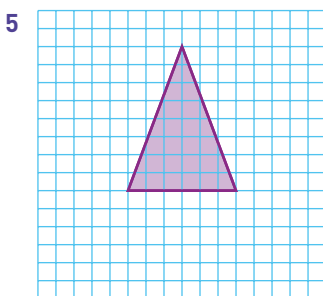
$$\text{Vector} = \begin{pmatrix} 5 \\ -4 \end{pmatrix}$$



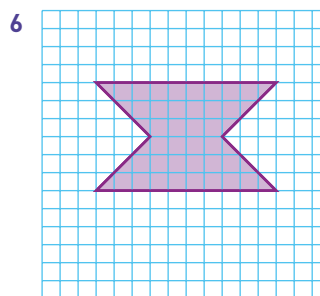
$$\text{Vector} = \begin{pmatrix} -4 \\ 6 \end{pmatrix}$$



$$\text{Vector} = \begin{pmatrix} -2 \\ -5 \end{pmatrix}$$



$$\text{Vector} = \begin{pmatrix} -6 \\ 0 \end{pmatrix}$$



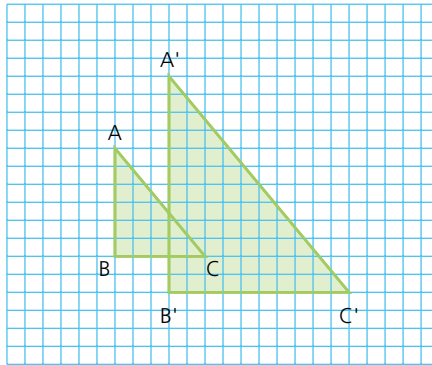
$$\text{Vector} = \begin{pmatrix} 0 \\ -1 \end{pmatrix}$$

## Enlargement

When an object is enlarged, the result is an image which is mathematically similar to the object but of a different size. The image can be either larger or smaller than the original object. When describing an enlargement, two pieces of information need to be given, the position of the **centre of enlargement** and the **scale factor of enlargement**.

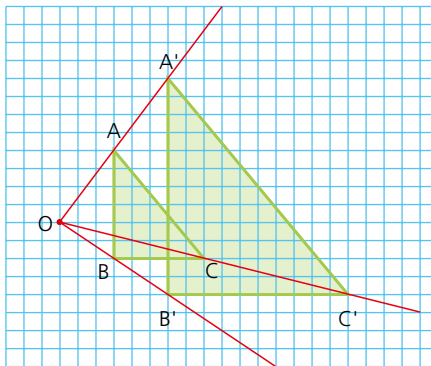
### → Worked examples

- a In the diagram below, triangle ABC is enlarged to form triangle A'B'C'.



- i Find the centre of enlargement.

The centre of enlargement is found by joining corresponding points on the object and image with a straight line. These lines are then extended until they meet. The point at which they meet is the centre of enlargement O.



- ii Calculate the scale factor of enlargement.

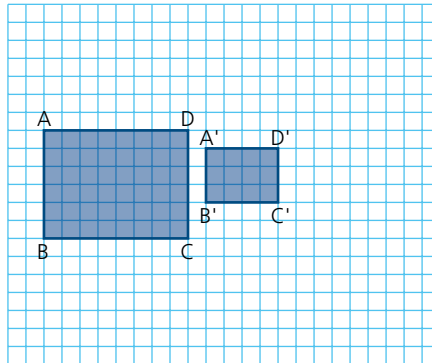
The scale factor of enlargement can be calculated in one of two ways. From the diagram above it can be seen that the distance  $OA'$  is twice the distance  $OA$ . Similarly  $OC'$  and  $OB'$  are both twice  $OC$  and  $OB$  respectively, hence the scale factor of enlargement is 2.

Alternatively, the scale factor can be found by considering the ratio of the length of a side on the image to the length of the corresponding side on the object, i.e.

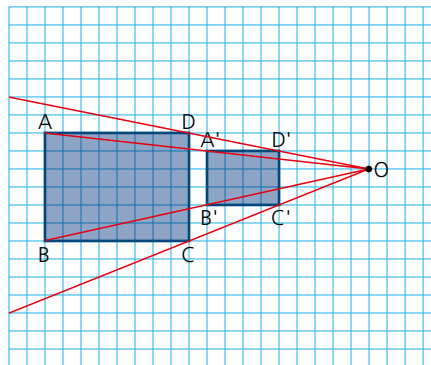
$$\frac{A'B'}{AB} = \frac{12}{6} = 2$$

Hence the scale factor of enlargement is 2.

- b In the diagram below, the rectangle ABCD undergoes a transformation to form rectangle A'B'C'D':



- i Find the centre of enlargement.  
By joining corresponding points on both the object and the image, the centre of enlargement is found at O.



- ii Calculate the scale factor of enlargement.

$$\text{The scale factor of enlargement} = \frac{A'B'}{AB} = \frac{3}{6} = \frac{1}{2}$$



**Note**

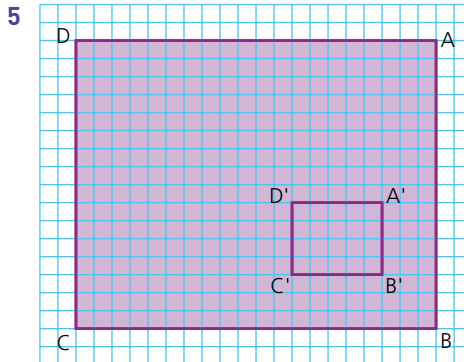
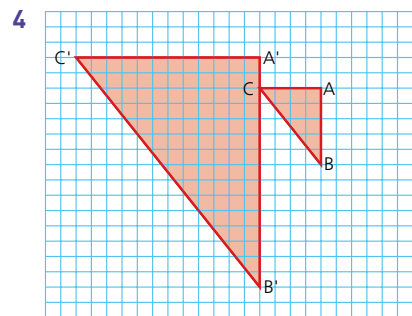
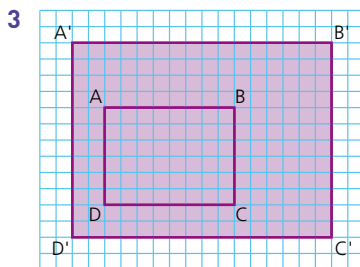
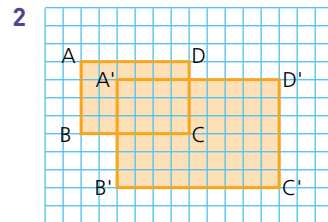
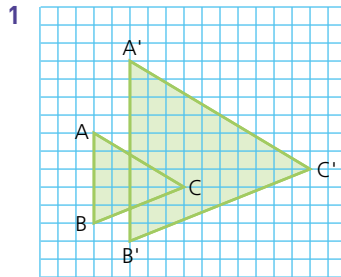
If the scale factor of enlargement is greater than 1, then the image is larger than the object. If the scale factor lies between 0 and 1, then the resulting image is smaller than the object. In these cases, although the image is smaller than the object, the transformation is still known as an enlargement.

## 32 TRANSFORMATIONS

### Exercise 32.7

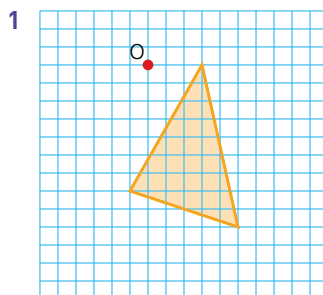
Copy the following diagrams and find:

- the centre of enlargement,
- the scale factor of enlargement.

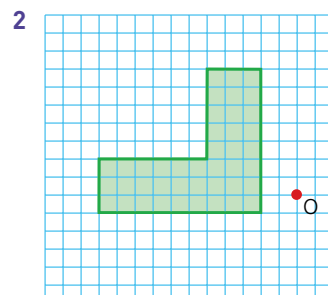


### Exercise 32.8

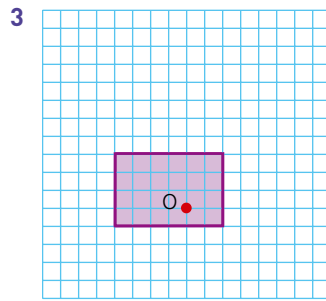
Copy the following diagrams and enlarge the objects by the scale factor given and from the centre of enlargement shown. (Grids larger than those shown may be needed.)



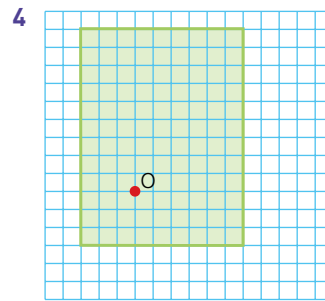
scale factor 2



scale factor 2



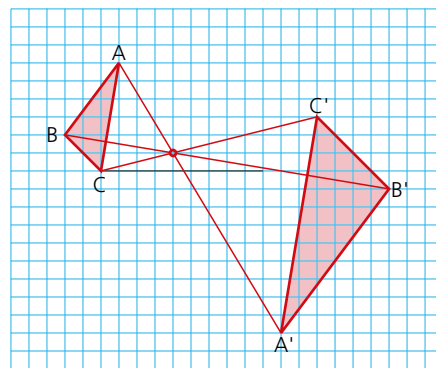
scale factor 3



scale factor  $\frac{1}{3}$

## Negative enlargement

The diagram below shows an example of **negative enlargement**.

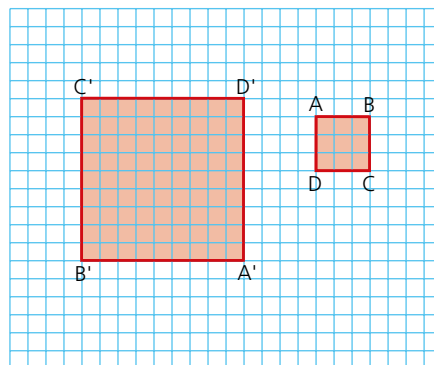


scale factor of enlargement is  $-2$

With negative enlargement each point and its image are on opposite sides of the centre of enlargement. The scale factor of enlargement is calculated in the same way, remembering, however, to write a ‘ $-$ ’ sign before the number.

### Exercise 32.9

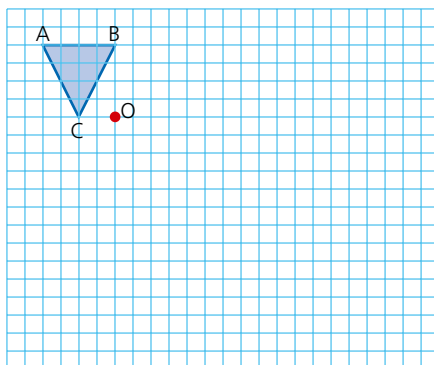
- Copy the following diagram and then calculate the scale factor of enlargement and show the position of the centre of enlargement.



## 32 TRANSFORMATIONS

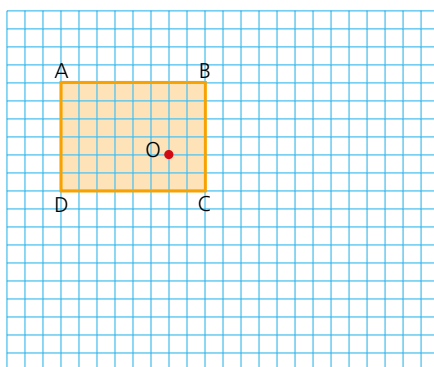
### Exercise 32.9 (cont)

- 2 The scale factor of enlargement and centre of enlargement are both given. Copy and complete the diagram.



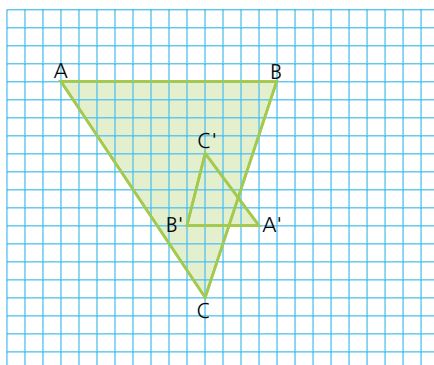
scale factor of enlargement is  $-2.5$

- 3 The scale factor of enlargement and centre of enlargement are both given. Copy and complete the diagram.

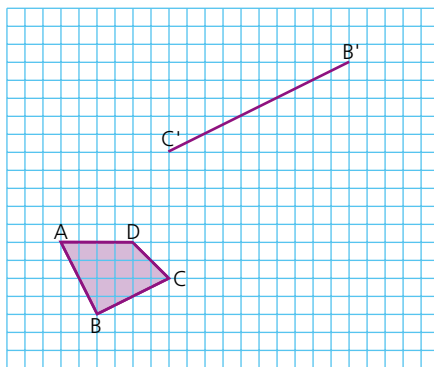


scale factor of enlargement is  $-2$

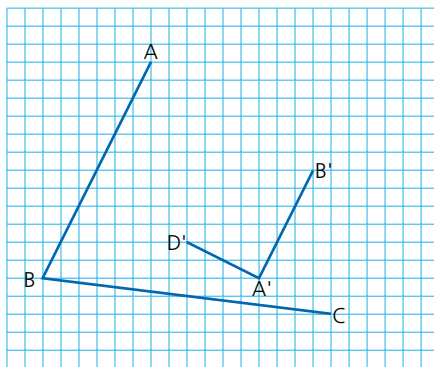
- 4 Copy the following diagram and then calculate the scale factor of enlargement and show the position of the centre of enlargement.



- 5 An object and part of its image under enlargement are given in the diagram below. Copy the diagram and complete the image. Also find the centre of enlargement and calculate the scale factor of enlargement.



- 6 In the diagram below, part of an object in the shape of a quadrilateral and its image under enlargement are drawn. Copy and complete the diagram. Also find the centre of enlargement and calculate the scale factor of enlargement.



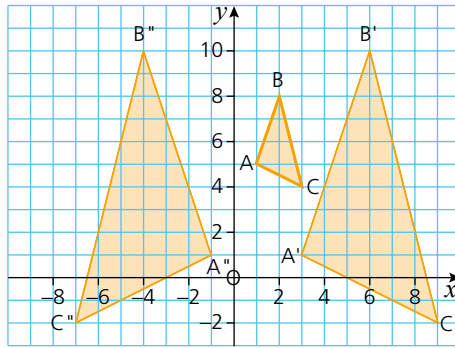
## Combinations of transformations

An object may not just undergo one type of transformation. It can undergo a succession of different transformations.

### → Worked example

A triangle  $ABC$  maps onto  $A'B'C'$  after an enlargement of scale factor 3 from the centre of enlargement  $(0, 7)$ .  $A'B'C'$  is then mapped onto  $A''B''C''$  by a reflection in the line  $x = 1$ .

- Draw and label the image  $A'B'C'$ .
- Draw and label the image  $A''B''C''$ .

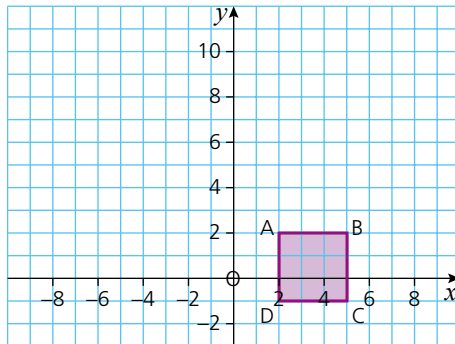


*Exercise 32.10*

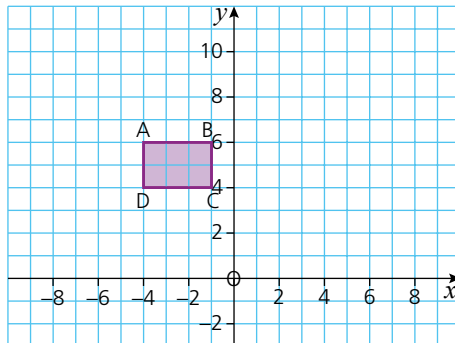
For each of the following questions, copy the diagram.

After each transformation, draw the image on the same grid and label it clearly.

- The square ABCD is mapped onto A'B'C'D' by a reflection in the line  $y = 3$ . A'B'C'D' then maps onto A''B''C''D'' as a result of a  $90^\circ$  rotation in a clockwise direction about the point  $(-2, 5)$ .

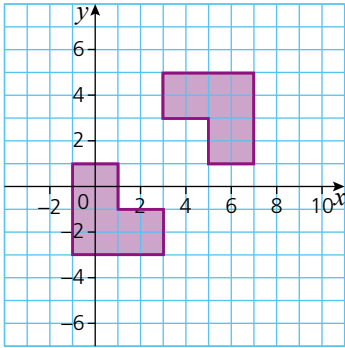


- The rectangle ABCD is mapped onto A'B'C'D' by an enlargement of scale factor  $-2$  with its centre at  $(0, 5)$ . A'B'C'D' then maps onto A''B''C''D'' as a result of a reflection in the line  $y = -x + 7$ .

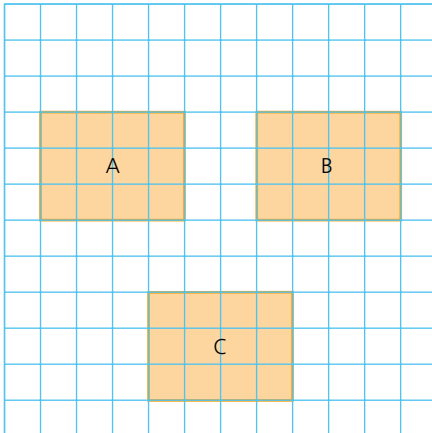


## ? Student assessment 1

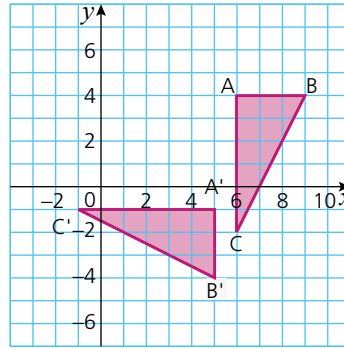
- 1 Copy the diagram below, which shows an object and its reflected image.
- Draw on your diagram the position of the mirror line.
  - Find the equation of the mirror line.



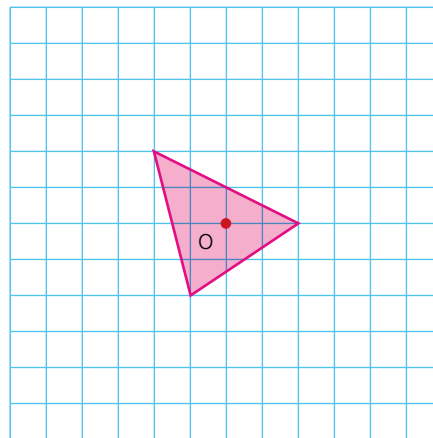
- 3 Write down the column vector of the translation which maps:
- rectangle A to rectangle B,
  - rectangle B to rectangle C.



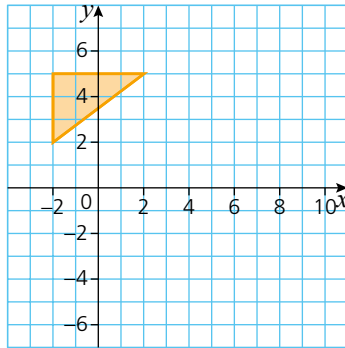
- 2 The triangle ABC is mapped onto triangle A'B'C' by a rotation (below).
- Find the coordinates of the centre of rotation.
  - Give the angle and direction of rotation.



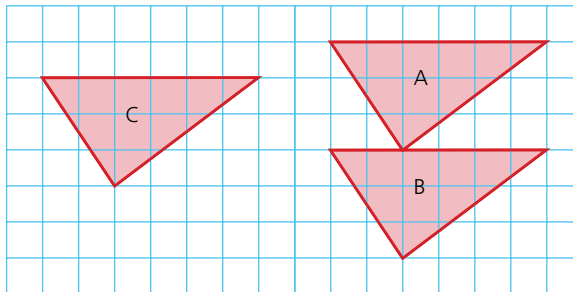
- 4 Enlarge the triangle below by a scale factor 2 and from the centre of enlargement O.



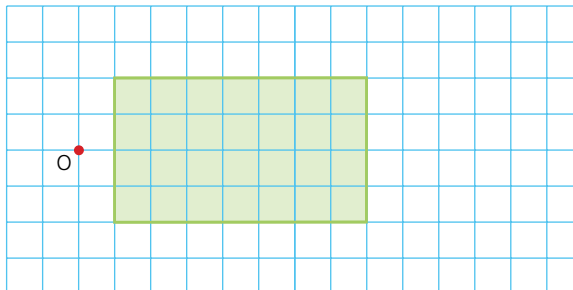
**? Student assessment 2**



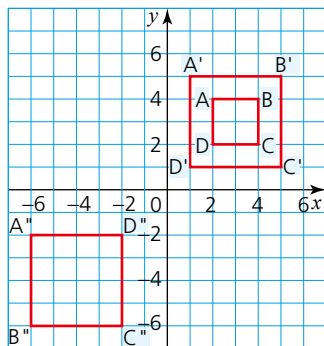
- 1 Copy the diagram (above).
  - a Draw in the mirror line with equation  $y = x - 1$ .
  - b Reflect the object in the mirror line.
- 2 Write down the column vector of the translation which maps:
  - a triangle A to triangle B,
  - b triangle B to triangle C.



- 3 Enlarge the rectangle below by a scale factor 1.5 and from the centre of enlargement O.



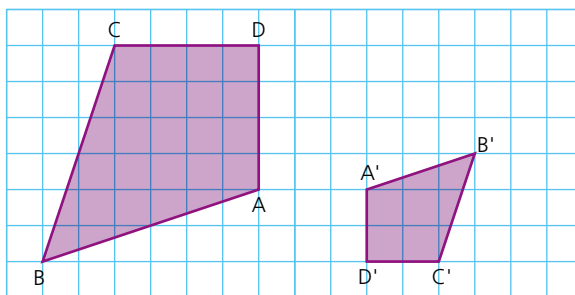
- 4 Square ABCD is mapped onto square A'B'C'D'. Square A'B'C'D' is subsequently mapped onto square A''B''C''D''.



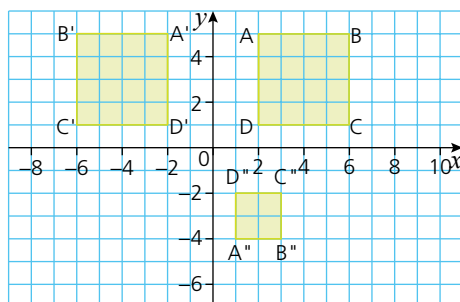
- Describe fully the transformation which maps ABCD onto A'B'C'D'.
- Describe fully the transformation which maps A'B'C'D' onto A''B''C''D''.

### ? Student assessment 3

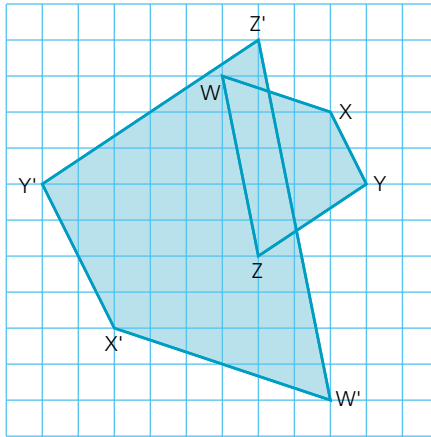
- An object ABCD and its image A'B'C'D' are shown below.
  - Find the position of the centre of enlargement.
  - Calculate the scale factor of enlargement.



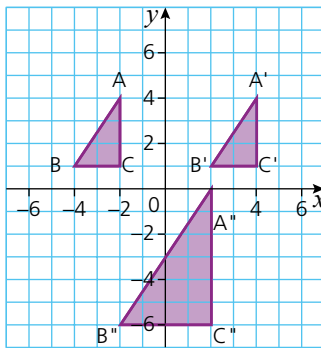
- The square ABCD is mapped onto A'B'C'D'. A'B'C'D' is subsequently mapped onto A''B''C''D''.



- a Describe in full the transformation which maps  $ABCD$  onto  $A'B'C'D'$ .
  - b Describe in full the transformation which maps  $A'B'C'D'$  onto  $A''B''C''D''$ .
- 3 An object  $WXYZ$  and its image  $W'X'Y'Z'$  are shown below.
- a Find the position of the centre of enlargement.
  - b Calculate the scale factor of enlargement.



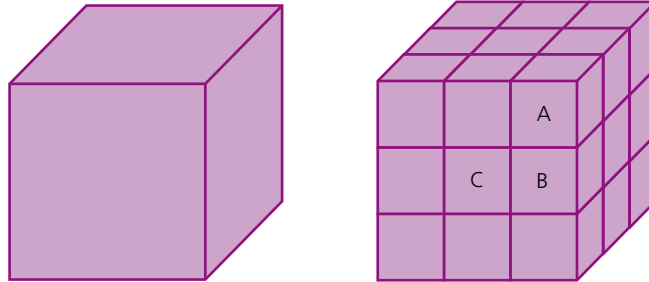
- 4 Triangle  $ABC$  is mapped onto  $A'B'C'$ ;  $A'B'C'$  is subsequently mapped onto  $A''B''C''$ .
- a Describe in full the transformation which maps  $ABC$  onto  $A'B'C'$ .
  - b Describe in full the transformation which maps  $A'B'C'$  onto  $A''B''C''$ .



# Mathematical investigations and ICT

## A painted cube

A  $3 \times 3 \times 3$  cm cube is painted on the outside as shown in the left-hand diagram below:



The large cube is then cut up into 27 smaller cubes, each  $1 \text{ cm} \times 1 \text{ cm} \times 1 \text{ cm}$  as shown on the right.

$1 \times 1 \times 1$  cm cubes with 3 painted faces are labelled type A.

$1 \times 1 \times 1$  cm cubes with 2 painted faces are labelled type B.

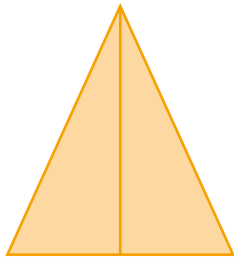
$1 \times 1 \times 1$  cm cubes with 1 face painted are labelled type C.

$1 \times 1 \times 1$  cm cubes with no faces painted are labelled type D.

- 1
  - a How many of the 27 cubes are type A?
  - b How many of the 27 cubes are type B?
  - c How many of the 27 cubes are type C?
  - d How many of the 27 cubes are type D?
- 2 Consider a  $4 \times 4 \times 4$  cm cube cut into  $1 \times 1 \times 1$  cm cubes. How many of the cubes are type A, B, C and D?
- 3 How many type A, B, C and D cubes are there when a  $10 \times 10 \times 10$  cm cube is cut into  $1 \times 1 \times 1$  cm cubes?
- 4 Generalise for the number of type A, B, C and D cubes in an  $n \times n \times n$  cube.
- 5 Generalise for the number of type A, B, C and D cubes in a cuboid  $l$  cm long,  $w$  cm wide and  $h$  cm high.

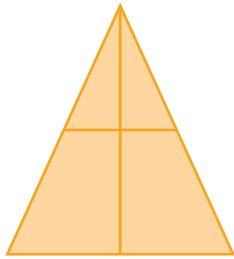
## Triangle count

The diagram below shows an isosceles triangle with a vertical line drawn from its apex to its base.



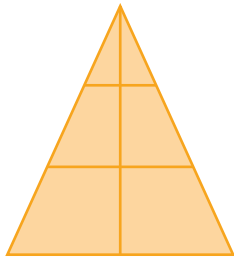
There is a total of 3 triangles in this diagram.

If a horizontal line is drawn across the triangle, it will look as shown:

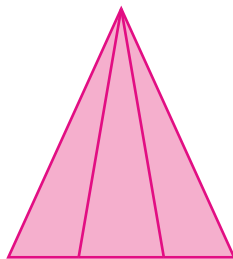


There is a total of 6 triangles in this diagram.

When one more horizontal line is added, the number of triangles increases further:



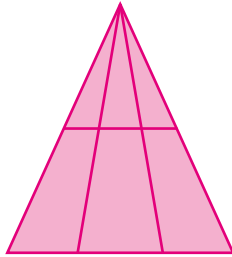
- 1 Calculate the total number of triangles in the diagram above with the two inner horizontal lines.
- 2 Investigate the relationship between the total number of triangles ( $t$ ) and the number of inner horizontal lines ( $h$ ). Enter your results in an ordered table.
- 3 Write an algebraic rule linking the total number of triangles and the number of inner horizontal lines.



The triangle (above) has two lines drawn from the apex to the base.

There is a total of six triangles in this diagram.

If a horizontal line is drawn through this triangle, the number of triangles increases as shown:

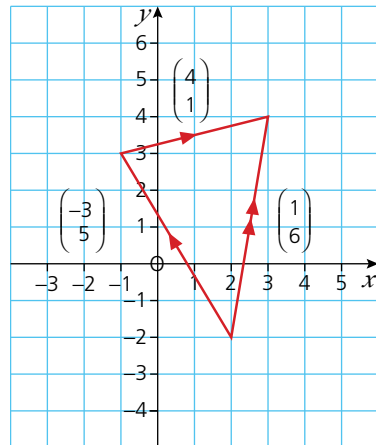


- 4 Calculate the total number of triangles in the diagram above with two lines from the vertex and one inner horizontal line.
- 5 Investigate the relationship between the total number of triangles ( $t$ ) and the number of inner horizontal lines ( $h$ ) when two lines are drawn from the apex. Enter your results in an ordered table.
- 6 Write an algebraic rule linking the total number of triangles and the number of inner horizontal lines.

## ICT activity 1

Using Autograph or another appropriate software package, prepare a help sheet for your revision that demonstrates the addition, subtraction and multiplication of vectors.

An example is shown below:



Vector addition:

$$\begin{pmatrix} -3 \\ 5 \end{pmatrix} + \begin{pmatrix} 4 \\ 1 \end{pmatrix} = \begin{pmatrix} 1 \\ 6 \end{pmatrix}$$



# TOPIC 8

---

# Probability

---

## Contents

Chapter 33 Probability (E8.1, E8.2, E8.3, E8.4)

Chapter 34 Further probability (E8.5, E8.6)

## Syllabus

### E8.1

Calculate the probability of a single event as either a fraction, decimal or percentage.

### E8.2

Understand and use the probability scale from 0 to 1.

### E8.3

Understand that the probability of an event occurring =  $1 -$  the probability of the event not occurring.

### E8.4

Understand relative frequency as an estimate of probability.

Expected frequency of occurrences.

### E8.5

Calculate the probability of simple combined events, using possibility diagrams and tree diagrams and Venn diagrams.

### E8.6

Calculate conditional probability from Venn diagrams, tree diagrams and tables.

## Order and chaos

Blaise Pascal and Pierre de Fermat (known for his last theorem) corresponded about problems connected to games of chance.

Although Newton and Galileo had had some thoughts on the subject, this is accepted as the beginning of the study of what is now called probability. Later, in 1657, Christiaan Huygens wrote the first book on the subject, entitled *The Value of all Chances in Games of Fortune*.

In 1821, Carl Friedrich Gauss (1777–1855) worked on normal distribution.

At the start of the nineteenth century, the French mathematician Pierre-Simon Laplace was convinced of the existence of a Newtonian universe. In other words, if you knew the position and velocities of all the particles in the universe, you would be able to predict the future because their movement would be predetermined by scientific laws. However, quantum mechanics has since shown that this is not true. Chaos theory is at the centre of understanding these limits.



*Blaise Pascal (1623–1662)*

# Probability

**Probability** is the study of chance, or the likelihood of an event happening. However, because probability is based on chance, what theory predicts does not necessarily happen in practice.

A **favourable outcome** refers to the event in question actually happening. The **total number of possible outcomes** refers to all the different types of outcome one can get in a particular situation. In general:

$$\text{Probability of an event} = \frac{\text{number of favourable outcomes}}{\text{total number of equally likely outcomes}}$$

If the probability = 0, the event is impossible.

If the probability = 1, the event is certain to happen.

If an event can either happen or not happen then:

Probability of the event not occurring  
= 1 – the probability of the event occurring.

## → Worked examples

- a** An ordinary fair dice is rolled. Calculate the probability of getting a six.

Number of favourable outcomes = 1 (i.e. getting a 6)

Total number of possible outcomes = 6 (i.e. getting a 1, 2, 3, 4, 5 or 6)

Probability of getting a six =  $\frac{1}{6}$

Probability of not getting a six =  $1 - \frac{1}{6} = \frac{5}{6}$

- b** An ordinary fair dice is rolled. Calculate the probability of getting an even number.

Number of favourable outcomes = 3 (i.e. getting a 2, 4 or 6)

Total number of possible outcomes = 6 (i.e. getting a 1, 2, 3, 4, 5 or 6)

Probability of getting an even number =  $\frac{3}{6} = \frac{1}{2}$

- c** Thirty students are asked to choose their favourite subject out of Maths, English and Art. The results are shown in the table below:

	Maths	English	Art
Girls	7	4	5
Boys	5	3	6

A student is chosen at random.

- i What is the probability that it is a girl?

Total number of girls is 16.

Probability of choosing a girl is  $\frac{16}{30} = \frac{8}{15}$ .

- ii What is the probability that it is a boy whose favourite subject is Art?

Number of boys whose favourite subject is Art is 6.

Probability is therefore  $\frac{6}{30} = \frac{1}{5}$ .

- iii What is the probability of **not** choosing a girl whose favourite subject is English?

There are two ways of approaching this:

Method 1:

Total number of students who are not girls whose favourite subject is English is  $7 + 5 + 5 + 3 = 26$ .

Therefore probability is  $\frac{26}{30} = \frac{13}{15}$ .

Method 2:

Total number of girls whose favourite subject is English is 4.

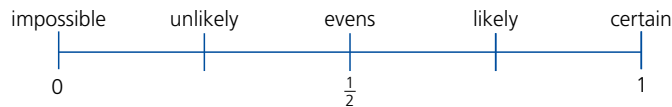
Probability of choosing a girl whose favourite subject is English is  $\frac{4}{30}$ .

Therefore the probability of **not** choosing a girl whose favourite subject is English is:

$$1 - \frac{4}{30} = \frac{26}{30} = \frac{13}{15}$$

The likelihood of an event such as 'you will play sport tomorrow' will vary from person to person. Therefore, the probability of the event is not constant. However, the probability of some events, such as the result of throwing dice, spinning a coin or dealing cards, can be found by experiment or calculation.

A probability scale goes from 0 to 1.



### Exercise 33.1

- 1 Copy the probability scale above.

Mark on the probability scale the probability that:

- a day chosen at random is a Saturday,
- a coin will show tails when spun,
- the sun will rise tomorrow,
- a woman will run a marathon in two hours,
- the next car you see will be silver.

- 2 Express your answers to Question 1 as fractions, decimals and percentages.

## Exercise 33.2

- 1 Calculate the theoretical probability, when rolling an ordinary fair dice, of getting each of the following:
  - a a score of 1
  - b a score of 2, 3, 4, 5 or 6
  - c an odd number
  - d a score less than 6
  - e a score of 7
  - f a score less than 7
- 2 a Calculate the probability of:
  - i being born on a Wednesday,
  - ii not being born on a Wednesday.b Explain the result of adding the answers to a i and ii together.
- 3 250 balls are numbered from 1 to 250 and placed in a box. A ball is picked at random. Find the probability of picking a ball with:
  - a the number 1
  - b an even number
  - c a three-digit number
  - d a number less than 300
- 4 In a class there are 25 girls and 15 boys. The teacher takes in all of their books in a random order. Calculate the probability that the teacher will:
  - a mark a book belonging to a girl first,
  - b mark a book belonging to a boy first.
- 5 Tiles, each lettered with one different letter of the alphabet, are put into a bag. If one tile is taken out at random, calculate the probability that it is:
  - a an A or P
  - b a vowel
  - c a consonant
  - d an X, Y or Z
  - e a letter in your first name.
- 6 A boy was late for school 5 times in the previous 30 school days. If tomorrow is a school day, calculate the probability that he will arrive late.
- 7 a Three red, 10 white, 5 blue and 2 green counters are put into a bag. If one is picked at random, calculate the probability that it is:
  - i a green counter
  - ii a blue counter.b If the first counter taken out is green and it is not put back into the bag, calculate the probability that the second counter picked is:
  - i a green counter
  - ii a red counter.
- 8 A circular spinner has the numbers 0 to 36 equally spaced around its edge. Assuming that it is unbiased, calculate the probability on spinning it of getting:
  - a the number 5
  - b not 5
  - c an odd number
  - d zero
  - e a number greater than 15
  - f a multiple of 3
  - g a multiple of 3 or 5
  - h a prime number.
- 9 The letters R, C and A can be combined in several different ways.
  - a Write the letters in as many different orders as possible. If a computer writes these three letters at random, calculate the probability that:
  - b the letters will be written in alphabetical order,
  - c the letter R is written before both the letters A and C,
  - d the letter C is written after the letter A,
  - e the computer will spell the word CART if the letter T is added.

- 10 A normal pack of playing cards contains 52 cards. These are made up of four suits (hearts, diamonds, clubs and spades). Each suit consists of 13 cards. These are labelled Ace, 2, 3, 4, 5, 6, 7, 8, 9, 10, Jack, Queen and King. The hearts and diamonds are red; the clubs and spades are black.
- If a card is picked at random from a normal pack of cards, calculate the probability of picking:
- a a heart  
 b not a heart  
 c a 4  
 d a red King  
 e a Jack, Queen or King  
 f the Ace of spades  
 g an even-numbered card  
 h a 7 or a club.

### Exercise 33.3

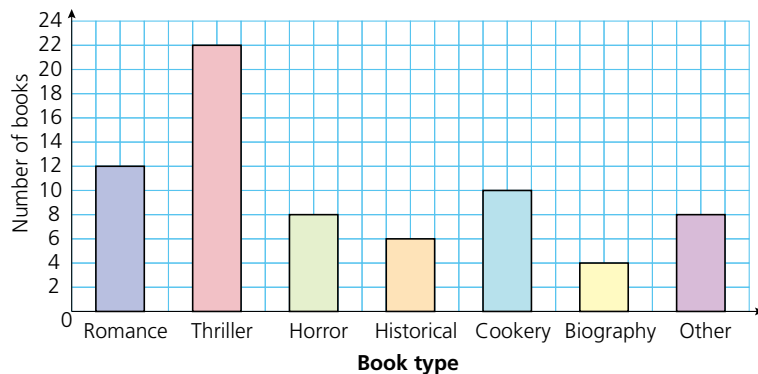
- 1 A student conducts a survey on the types of vehicle that pass his house. The results are shown below.

Vehicle type	Car	Lorry	Van	Bicycle	Motorbike	Other
Frequency	28	6	20	48	32	6

- a How many vehicles passed the student's house?  
 b A vehicle is chosen at random from the results. Calculate the probability that it is:
- i a car  
 ii a lorry  
 iii not a van.
- 2 In a class, data is collected about whether each student is right-handed or left-handed. The results are shown below.

	Left-handed	Right-handed
Boys	2	12
Girls	3	15

- a How many students are in the class?  
 b A student is chosen at random. Calculate the probability that the student is:
- i a girl  
 ii left-handed  
 iii a right-handed boy  
 iv not a right-handed boy.
- 3 A library keeps a record of the books that are borrowed during one day. The results are shown in the chart below.



- a How many books were borrowed that day?

Exercise 33.3 (cont)

- b A book is chosen at random from the ones borrowed. Calculate the probability that it is:
- i a thriller
  - ii a horror or a romance
  - iii not a horror or romance
  - iv not a biography.

## Venn Diagrams

In Chapter 10, we saw how Venn diagrams are used to display information written as sets. Venn diagrams are also a good way of representing information when carrying out probability calculations.

Key points

Set notation symbols include:

$\xi$  universal set

{ } set

$\cup$  union of

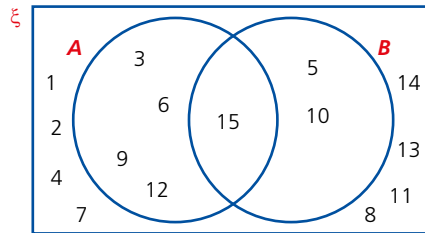
$\cap$  intersection of

### Worked examples

Cards numbered 1–15 are arranged in two sets:

$A = \{\text{multiples of 3}\}$  and  $B = \{\text{multiples of 5}\}$ .

- a Represent this information in a Venn diagram.



- b A card is picked at random. Calculate the probability that it is from set  $A$ . (i.e.  $P(A)$ ).

From the diagram it can be seen that the number of elements in set  $A$  is five.

(i.e.  $n(A) = 5$ )

$$\text{Therefore } P(A) = \frac{5}{15} = \frac{1}{3}$$

- c Calculate  $P(A \cap B)$ .

This represents the probability of picking a card belonging to both set  $A$  and set  $B$ .

$$n(A \cap B) = 1$$

$$\text{Therefore } P(A \cap B) = \frac{1}{15}$$



Exercise 33.4 (cont)

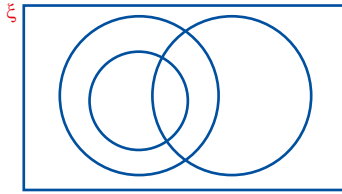
4 Cards numbered 1–20 are arranged in three sets as follows:

$A = \{\text{multiples of 2}\}$

$B = \{\text{multiples of 3}\}$

$C = \{\text{multiples of 4}\}$

a Copy and complete the Venn diagram:



b If a number is chosen at random, calculate each of the following probabilities:

i  $P(A)$

ii  $P(A \cap B)$

iii  $P(B \cap C)$

iv  $P(B \cup C)$

v  $P(A \cup B)'$

vi  $P(A \cup B \cup C')$

### Relative frequency

A football referee always used a special coin to toss for ends. He noticed that out of the last twenty matches the coin had come down heads far more often than tails. He wanted to know if the coin was fair, that is, if it was as likely to come down heads as tails.

He decided to do a simple experiment by spinning the coin lots of times. His results are shown below:

Number of trials	Number of heads	Relative frequency
100	40	0.4
200	90	0.45
300	142	0.47...
400	210	0.525
500	260	0.52
600	290	0.48...
700	345	0.49...
800	404	0.505
900	451	0.50...
1000	499	0.499

The **relative frequency** =  $\frac{\text{number of successful trials}}{\text{total number of trials}}$

In the ‘long run’, that is after many trials, did the coin appear to be fair?

Notice that the greater the number of trials, the better the estimated probability or relative frequency is likely to be. The key idea is that increasing the number of trials gives a better estimate of the probability and the closer the result obtained by experiment will be to that obtained by calculation.

## → Worked examples

- a There is a group of 250 people in a hall. A girl calculates that the probability of randomly picking someone that she knows from the group is 0.032. Calculate the number of people in the group that the girl knows.

$$\text{Probability} = \frac{\text{number of favourable results } (F)}{\text{number of possible results}}$$

$$0.032 = \frac{F}{250}$$

$$250 \times 0.032 = F \text{ so } 8 = F$$

The girl knows 8 people in the group.

- b A boy enters 8 dogs into a dog show competition. His father knows how many dogs have been entered into the competition, and tells his son that they have a probability of 0.016 of winning the first prize (assuming all the dogs have an equal chance). How many dogs entered the competition?

$$\text{Probability} = \frac{\text{number of favourable results}}{\text{number of possible results } (T)}$$

$$0.016 = \frac{8}{T}$$

$$T = \frac{8}{0.016} = 500$$

So, 500 dogs entered the competition.

### Exercise 33.5

- A boy calculates that he has a probability of 0.004 of winning the first prize in a photography competition if the selection is made at random. If 500 photographs are entered into the competition, how many photographs did the boy enter?
- The probability of getting any particular number on a spinner game is given as 0.04. How many numbers are there on the spinner?
- A bag contains 7 red counters, 5 blue, 3 green and 1 yellow. If one counter is drawn, what is the probability that it is:
 

a yellow	b red	c blue or green
d red, blue or green	e not blue?	
- A boy collects marbles. He has the following colours in a bag: 28 red, 14 blue, 25 yellow, 17 green and 6 purple. If he draws one marble from the bag, what is the probability that it is:
 

a red	b blue	c yellow or blue
d purple	e not purple?	
- The probability of a boy drawing a marble of one of the following colours from another bag of marbles is:  
 blue 0.25   red 0.2   yellow 0.15   green 0.35   white 0.05  
 If there are 49 green marbles, how many of each other colour does he have in his bag?
- There are six red sweets in a bag. If the probability of randomly picking a red sweet is 0.02, calculate the number of sweets in the bag.



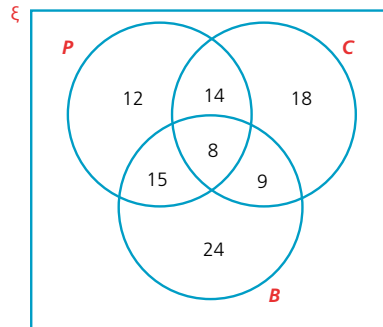
- 7 A dice is thought to be biased. In order to test it, a boy rolls it 12 times and gets the following results:

<b>Number</b>	1	2	3	4	5	6
<b>Frequency</b>	2	2	2	2	2	2

A girl decides to test the same dice and rolls it 60 times. The table below shows her results:

<b>Number</b>	1	2	3	4	5	6
<b>Frequency</b>	3	3	47	3	2	2

- a Which results are likely to be more reliable? Justify your answer.  
 b What conclusion can you make about whether the dice is biased?
- 8 In a school, students can study science as the individual subjects of Physics, Chemistry and Biology. Each student must study at least one of the subjects. The following Venn diagram gives the number of students studying each subject:

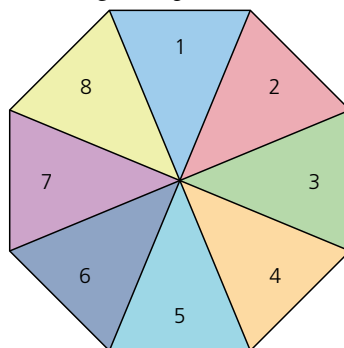


If a student is chosen at random, calculate each of the following probabilities:

- a  $P(C)$                       b  $P(P \cap B)$                       c  $P(P \cap C \cap B)$   
 d  $P(B \cap C \cap P')$                       e  $P(P \cup C)$

## ? Student assessment 2

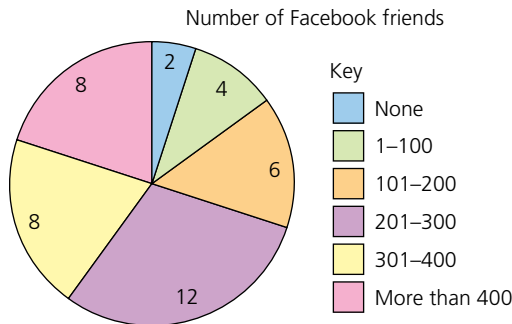
- 1 An octagonal spinner has the numbers 1 to 8 on it as shown (below).



What is the probability of spinning:

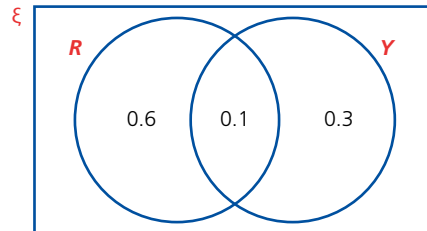
- a a 7  
 b not a 7  
 c a factor of 12  
 d a 9?

- 2** A game requires the use of all the playing cards in a normal pack from 6 to King inclusive.
- a** How many cards are used in the game?
- b** What is the probability of choosing:
- i** a 6                      **ii** a picture                      **iii** a club
- iv** a prime number                      **v** an 8 or a spade?
- 3** 180 students in a school are offered a chance to attend a football match for free. If the students are chosen at random, what is the chance of being picked to go if the following numbers of tickets are available?
- a** 1                      **d** 40                      **b** 9                      **e** 180                      **c** 15
- 4** A bag contains 11 white, 9 blue, 7 green and 5 red counters. What is the probability that a single counter drawn will be:
- a** blue                      **b** red or green                      **c** not white?
- 5** The probability of drawing a red, blue or green marble from a bag containing 320 marbles is:
- red 0.4 blue 0.25 green 0.35
- If there are no other colours in the bag, how many marbles of each colour are there?
- 6** Students in a class conduct a survey to see how many friends they have on Facebook. The results were grouped and are shown in the pie chart below.



- A student is chosen at random. What is the probability that she:
- a** has 101-200 Facebook friends
- b** uses Facebook
- c** has more than 200 Facebook friends?
- 7 a** If I enter a competition and have a 0.00002 probability of winning, how many people entered the competition?
- b** What assumption do you have to make in order to answer part **a**?
- 8** A large bag contains coloured discs. The discs are either completely red (*R*), completely yellow (*Y*) or half red and half yellow.

The Venn diagram below shows the probability of picking each type of disc:



If there are 120 discs containing the colour yellow (either fully or partly), calculate:

- a** the number of discs coloured completely red,
- b** the total number of discs in the bag.

# 34

## Further probability

### Combined events

Combined events look at the probability of two or more events.

#### → Worked examples

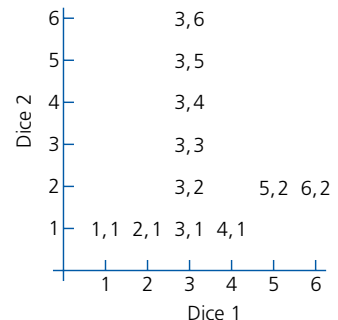
- a Two coins are tossed. Show in a **two-way table** all the possible outcomes.

		Coin 1	
		Head	Tail
Coin 2	Head	HH	TH
	Tail	HT	TT

- b Calculate the probability of getting two heads.  
All four outcomes are equally likely: therefore, the probability of getting HH is  $\frac{1}{4}$ .
- c Calculate the probability of getting a head and a tail in any order.  
The probability of getting a head and a tail in any order, i.e. HT or TH, is  $\frac{2}{4} = \frac{1}{2}$ .

#### Exercise 34.1

- 1 a Two fair, tetrahedral dice are rolled. If each is numbered 1–4, draw a two-way table to show all the possible outcomes.  
b What is the probability that both dice show the same number?  
c What is the probability that the number on one dice is double the number on the other?  
d What is the probability that the sum of both numbers is prime?
- 2 Two fair dice are rolled. Copy and complete the diagram to show all the possible combinations.  
What is the probability of getting:
- a a double 3,  
b any double,  
c a total score of 11,  
d a total score of 7,  
e an even number on both dice,  
f an even number on at least one dice,  
g a total of 6 or a double,  
h scores which differ by 3,  
i a total which is either a multiple of 2 or 5?

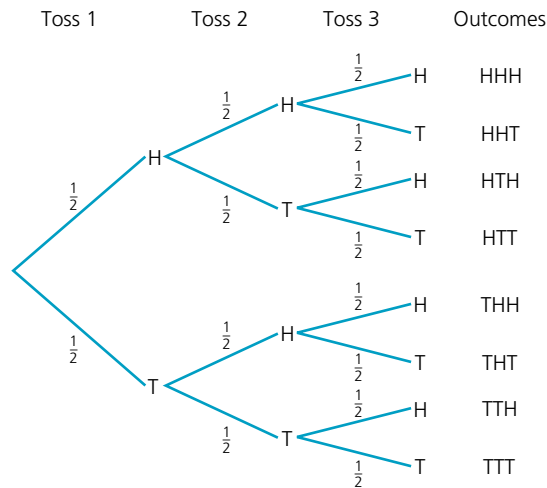


## Tree diagrams

When more than two combined events are being considered, then two-way tables cannot be used and another method of representing information diagrammatically is needed. Tree diagrams are a good way of doing this.

### → Worked examples

- a If a coin is tossed three times, show all the possible outcomes on a tree diagram, writing each of the probabilities at the side of the branches.

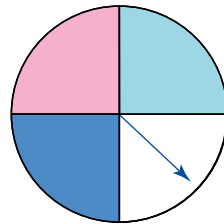


- b What is the probability of getting three heads?  
There are eight equally likely outcomes, therefore the probability of getting HHH is  $\frac{1}{8}$ .
- c What is the probability of getting two heads and one tail in any order?  
The successful outcomes are HHT, HTH, THH.  
Therefore the probability is  $\frac{3}{8}$ .
- d What is the probability of getting at least one head?  
This refers to any outcome with either one, two or three heads, i.e. all of them *except* TTT.  
Therefore the probability is  $\frac{7}{8}$ .
- e What is the probability of getting no heads?  
The only successful outcome for this event is TTT.  
Therefore the probability is  $\frac{1}{8}$ .

## 34 FURTHER PROBABILITY

### Exercise 34.2

- 1
  - a A computer uses the numbers 1, 2 or 3 at random to make three-digit numbers. Assuming that a number can be repeated, show on a tree diagram all the possible combinations that the computer can print.
  - b Calculate the probability of getting:
    - i the number 131,
    - ii an even number,
    - iii a multiple of 11,
    - iv a multiple of 3,
    - v a multiple of 2 or 3.
- 2
  - a A cat has four kittens. Draw a tree diagram to show all the possible combinations of males and females. [assume  $P(\text{male}) = P(\text{female})$ ]
  - b Calculate the probability of getting:
    - i all female,
    - ii two females and two males,
    - iii at least one female,
    - iv more females than males.
- 3
  - a A netball team plays three matches. In each match the team is equally likely to win, lose or draw. Draw a tree diagram to show all the possible outcomes over the three matches.
  - b Calculate the probability that the team:
    - i wins all three matches,
    - ii wins more times than loses,
    - iii loses at least one match,
    - iv either draws or loses all three matches.
  - c Explain why it is not very realistic to assume that the outcomes are equally likely in this case.
- 4 A spinner is split into quarters as shown.



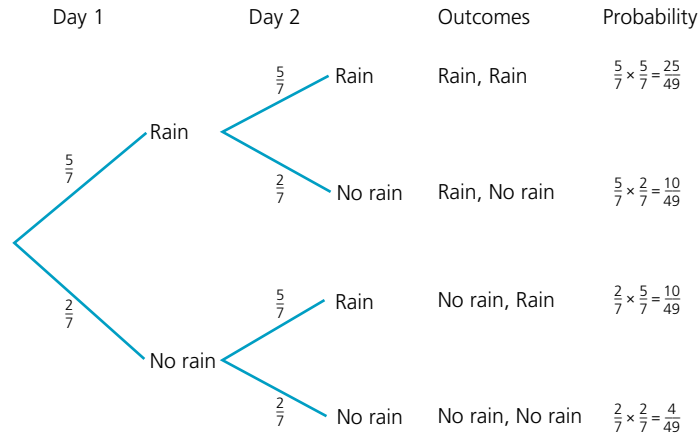
- a If it is spun twice, draw a probability tree showing all the possible outcomes.
- b Calculate the probability of getting:
  - i two dark blues,
  - ii two blues of either shade,
  - iii a pink and a white in any order.

In each of the cases considered so far, all of the outcomes have been assumed to be equally likely. However, this need not be the case.

**→ Worked examples**

In winter, the probability that it rains on any one day is  $\frac{5}{7}$ .

- a Using a tree diagram show all the possible combinations for two consecutive days.
- b Write each of the probabilities by the sides of the branches.

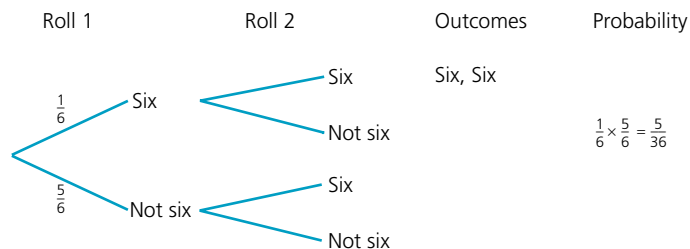


Note how the probability of each outcome is arrived at by multiplying the probabilities of the branches.

- c Calculate the probability that it will rain on both days.  
 $P(R, R) = \frac{5}{7} \times \frac{5}{7} = \frac{25}{49}$
- d Calculate the probability that it will rain on the first but not the second day.  
 $P(R, NR) = \frac{5}{7} \times \frac{2}{7} = \frac{10}{49}$
- e Calculate the probability that it will rain on at least one day.  
 The outcomes which satisfy this event are (R, R) (R, NR) and (NR, R).  
 Therefore the probability is  $\frac{25}{49} + \frac{10}{49} + \frac{10}{49} = \frac{45}{49}$ .

*Exercise 34.3*

- 1 A board game involves players rolling a dice. However, before a player can start, each player needs to roll a 6.
  - a Copy and complete the tree diagram below showing all the possible combinations for the first two rolls of the dice.



## Exercise 34.3 (cont)

- b** Calculate the probability of the following:
- getting a six on the first roll,
  - starting within the first two rolls,
  - starting on the second roll,
  - not starting within the first three rolls,
  - starting within the first three rolls.
- c** If you add the answers to **b iv** and **v** what do you notice? Explain.
- 2** In Italy  $\frac{3}{5}$  of the cars are foreign made. By drawing a tree diagram and writing the probabilities next to each of the branches, calculate the following probabilities:
- the next two cars to pass a particular spot are both Italian,
  - two of the next three cars are foreign,
  - at least one of the next three cars is Italian.
- 3** The probability that a morning bus arrives on time is 65%.
- Draw a tree diagram showing all the possible outcomes for three consecutive mornings.
  - Label your tree diagram and use it to calculate the probability that:
    - the bus is on time on all three mornings,
    - the bus is late the first two mornings,
    - the bus is on time two out of the three mornings,
    - the bus is on time at least twice.
- 4** A normal pack of 52 cards is shuffled and three cards are picked at random. Draw a tree diagram to help calculate the probability of picking:
- two clubs first,
  - three clubs,
  - no clubs,
  - at least one club.
- 5** A bowl of fruit contains one kiwi fruit, one banana, two mangos and two lychees. Two pieces of fruit are chosen at random and eaten.
- Draw a probability tree showing all the possible combinations of the two pieces of fruit.
  - Use your tree diagram to calculate the probability that:
    - both the pieces of fruit eaten are mangos,
    - a kiwi fruit and a banana are eaten,
    - at least one lychee is eaten.
- 6** Light bulbs are packaged in cartons of three. 10% of the bulbs are found to be faulty. Calculate the probability of finding two faulty bulbs in a single carton.
- 7** A volleyball team has a 0.25 chance of losing a game. Calculate the probability of the team achieving:
- two consecutive wins,
  - three consecutive wins,
  - 10 consecutive wins.

## Conditional probability

So far, all the probability considered has been based on random events with no other information given. However, sometimes more information is known and, as a result, the probability of the event happening changes. This is an example of **conditional probability**.

→ Worked examples

- a The table shows the number of boys and girls studying Maths and Art in a school.

	Maths	Art	Total
Boys	26	14	40
Girls	34	12	46
Total	60	26	86

- i A student is chosen at random. Calculate the probability that they study Maths.  
60 students out of a total of 86 study Maths.  
Therefore, the probability that they study Maths is  $\frac{60}{86} = \frac{30}{43}$ .

- ii A student is chosen at random. Calculate the probability that they study Maths **given** that the student is a girl.

Here more information has been given than in part i. We already know that the student chosen is a girl, therefore, the student studying maths is only being chosen from a group of 46 students (i.e. the total number of girls).

Therefore, the probability of choosing a student who studies maths who is a girl is  $\frac{34}{46} = \frac{17}{23}$ .

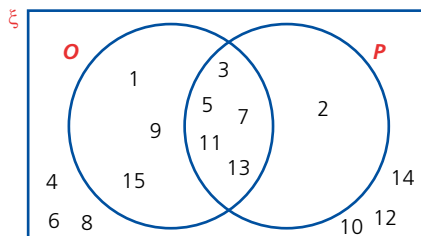
In general, the notation used for conditional probability is  $P(A|B)$ . This states the probability of event A happening given that event B has happened.

In the example ii above, if the event of a student studying maths is  $M$  and the event of choosing a girl is  $G$ , then the probability of choosing a student who studies maths who is a girl is written as follows:

$$P(M|G) = \frac{34}{46}$$

- b The numbers 1–15 are arranged into two sets of numbers where  $O = \{\text{odd numbers}\}$  and  $P = \{\text{Prime numbers}\}$ .

- i Represent the numbers in a Venn diagram.



- ii A number is chosen at random. Calculate the probability that it is prime.

$$P(P) = \frac{6}{15} = \frac{2}{5}$$

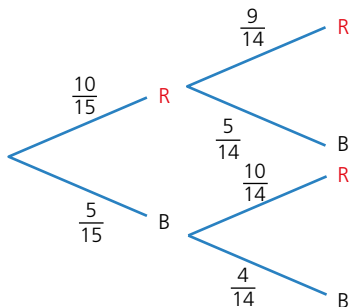
- iii A number is chosen at random. Calculate the probability that it is prime **given** that it is odd, i.e. calculate  $P(P|O)$ .

We already know that the number is odd, therefore the total number of possible outcomes is only eight.

$$\text{Therefore } P(P|O) = \frac{5}{8}$$

## 34 FURTHER PROBABILITY

- c A bag contains 10 red beads (R) and 5 black beads (B). A bead is taken out of the bag at random, its colour is noted and then it is **not** placed back in the bag.
- i Draw a tree diagram to show the possible outcomes and the probabilities of the first two beads removed from the bag.



- ii Calculate the probability that the first two beads are red.

$$P(RR) = \frac{10}{15} \times \frac{9}{14} = \frac{3}{7}$$

- iii Calculate the probability that the second bead is black given that the first bead chosen is red.

As the first bead is already known to be red, then the bottom half of the tree diagram can be ignored as it involves a black bead having been chosen first.

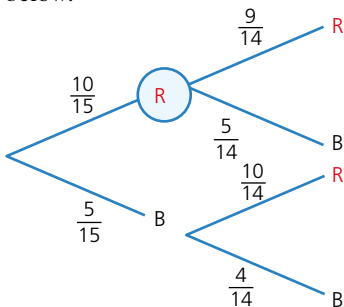
The top half of the tree diagram has a total probability of  $\frac{2}{3}$

$$\left(\text{i.e. } \frac{10}{15} \times \frac{9}{14} + \frac{10}{15} \times \frac{5}{14} = \frac{2}{3}\right)$$

The probability of getting a red bead followed by a black bead when considering only the top half of the tree diagram is

$$\frac{\frac{10}{15} \times \frac{5}{14}}{\frac{2}{3}} = \frac{5}{14}$$

Another way to consider this is to note that, as it is already known that the first bead is red, we are already at the stage indicated in the diagram below:



The probability of picking a black bead after this stage is therefore  $\frac{5}{14}$ .

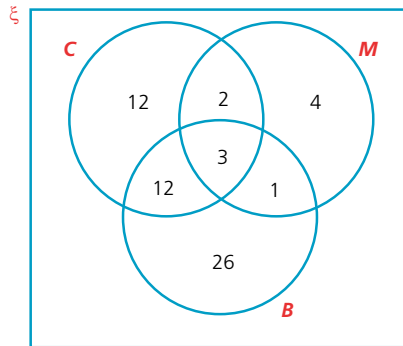
Exercise 34.4

- 1 Each of the boys and girls in a class are asked how many brothers and sisters they have. The results are shown in the table:

	Number of brothers and sisters					Total
	0	1	2	3	$\geq 4$	
Boys	2	3	3	2	0	10
Girls	3	1	6	3	1	14
Total	5	4	9	5	1	24

If a student is picked at random, calculate the probability:

- that it is a girl,
  - that it is a boy with two or more brothers or sisters,
  - that they have no brothers or sisters given that it is a girl,
  - that it is a boy given that they have four or more brothers or sisters.
- 2 The Venn diagram shows the type of vehicle owned by a group of sixty people, where:  
 $C = \{\text{car}\}$ ,  $M = \{\text{motorbike}\}$  and  $B = \{\text{bicycle}\}$ .



If a person is picked at random, calculate the probability that they own the following vehicle type.

- $P(C)$
  - $P(M \cup B)$
  - $P(C \cap B)$
  - $P(B \setminus C)$
  - $P(C \setminus B)$
  - $P(C \cap M \setminus B)$
  - $P(M \setminus C)$
  - $P(M \setminus B)$
- 3 Over the course of a season, a volleyball player records how often he is selected to play for his team and whether or not his team wins. At the end of the season, he analyses the results and finds that the probability of being selected was 0.8. If he was selected, the probability of the team winning was 0.65; if he wasn't selected, the probability of the team winning was 0.45.
- Draw a tree diagram to represent this information.
  - If the team played 100 matches during the season, calculate how many they won.
  - Given that he played in a match, calculate the probability that the team won.
  - Given that the team won a match, calculate the probability that he played.



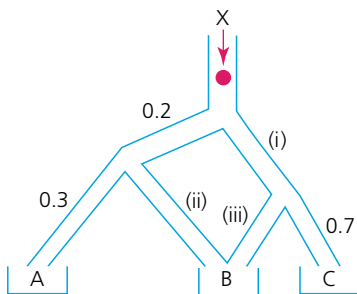
- 5 A vending machine accepts \$1 and \$2 coins. The probability of a \$2 coin being rejected is 0.2. The probability of a \$1 coin being rejected is 0.1. A sandwich costing \$3 is bought. Calculate the probability of getting a sandwich first time if:

- a one of each coin is used,
- b three \$1 coins are used.

- 6 A biased coin is tossed three times. On each occasion, the probability of getting a head is 0.6.

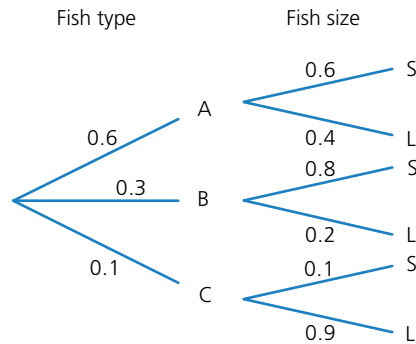
- a Draw a tree diagram to show all the possible outcomes after three tosses. Label each branch clearly with the probability of each outcome.
- b Using your tree diagram, calculate the probability of getting:
  - i three heads,
  - ii three tails,
  - iii at least two heads.

- 7 A ball enters a chute at X.



- a What are the probabilities of the ball going down each of the chutes labelled (i), (ii) and (iii)?
- b Calculate the probability of the ball landing in:
  - i tray A,
  - ii tray C,
  - iii tray B.
- c Given that the ball goes down chute (i), calculate the probability of it landing in tray B.
- d Given that the ball lands in tray B, calculate the probability that it came down chute (iii).

- 8 A fish breeder keeps three types of fish: A, B and C. Each type can be categorised into two sizes, small (S) and large (L). The probabilities of each are given in the tree diagram:



- a A fish is chosen at random. Calculate the probability that:
  - i it is a large fish of type B,
  - ii it is a large fish,
  - iii it is a large fish given that it is of type B.

- b If a fish chosen at random is small, calculate the probability of it being of type:
  - i A,
  - ii B,
  - iii C.

- 9 A football team decide to analyse their match results. They look at their probability of winning depending on whether they scored first in the game or not. The results are presented in the table:

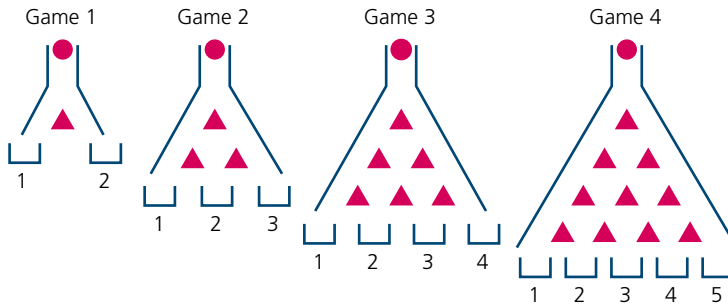
	Win	Lose	Draw
Score first	0.38	0.12	0.18
Don't score first	0.02	0.22	0.08

- a Calculate the probability that the team score first.
- b Calculate the probability that the team draw.
- c Given that the team score first, calculate the probability that they draw.
- d Given that the team lose, calculate the probability that they didn't score first.

# Mathematical investigations and ICT

## Probability drop

A game involves dropping a red marble down a chute. On hitting a triangle divider, the marble can bounce either left or right. On completing the drop, the marble lands in one of the trays along the bottom. The trays are numbered from left to right. Different sizes of game exist, the four smallest versions are shown below:



To land in tray 2 in the second game above, the ball can travel in one of two ways. These are: Left – Right or Right – Left.

This can be abbreviated to LR or RL.

- 1 State the different routes the marble can take to land in each of the trays in the third game.
- 2 State the different routes the marble can take to land in each of the trays in the fourth game.
- 3 State, giving reasons, the probability of a marble landing in tray 1 in the fourth game.
- 4 State, giving reasons, the probability of a marble landing in each of the other trays in the fourth game.
- 5 Investigate the probability of the marble landing in each of the different trays in larger games.
- 6 Using your findings from your investigation, predict the probability of a marble landing in tray 7 in the tenth game (11 trays at the bottom).
- 7 Investigate the links between this game and the sequence of numbers generated in Pascal's triangle.

The following question is beyond the scope of the syllabus but is an interesting extension.

- 8 Investigate the links between this game, Pascal's triangle and the binomial expansion.

## Dice sum

Two ordinary dice are rolled and their scores added together. Below is an incomplete table showing the possible outcomes:



		Dice 1					
		1	2	3	4	5	6
Dice 2	1	2			5		
	2						
	3				7		
	4				8		
	5				9	10	11
	6						12

- 1 Copy and complete the table to show all possible outcomes.
- 2 How many possible outcomes are there?
- 3 What is the most likely total when two dice are rolled?
- 4 What is the probability of getting a total score of 4?
- 5 What is the probability of getting the most likely total?
- 6 How many times more likely is a total score of 5 compared with a total score of 2?

Now consider rolling two four-sided dice, each numbered 1–4. Their scores are also added together.

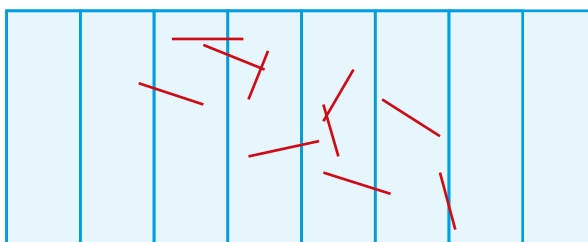
- 7 Draw a table to show all the possible outcomes when the two four-sided dice are rolled and their scores added together.
- 8 How many possible outcomes are there?
- 9 What is the most likely total?
- 10 What is the probability of getting the most likely total?
- 11 Investigate the number of possible outcomes, the most likely total and its probability when two identical dice are rolled together and their scores are added, i.e. consider 8-sided dice, 10-sided dice, etc.
- 12 Consider two  $m$ -sided dice rolled together and their scores added.
  - a What is the total number of outcomes in terms of  $m$ ?
  - b What is the most likely total, in terms of  $m$ ?
  - c What, in terms of  $m$ , is the probability of the most likely total?
- 13 Consider an  $m$ -sided and  $n$ -sided dice rolled together, where  $m > n$ .
  - a In terms of  $m$  and  $n$ , deduce the total number of outcomes.
  - b In terms of  $m$  and/or  $n$ , deduce the most likely total(s).
  - c In terms of  $m$  and/or  $n$ , deduce the probability of getting the most likely total.

## ICT activity: Buffon's needle experiment

You will need to use a spreadsheet for this activity.

The French count Le Comte de Buffon devised the following probability experiment.

- 1 Measure the length of a match (with the head cut off) as accurately as possible.
- 2 On a sheet of paper, draw a series of straight lines parallel to each other. The distance between each line should be the same as the length of the match.
- 3 Take ten identical matches and drop them randomly on the paper. Count the number of matches that cross or touch any of the lines. For example, in the diagram below, the number of matches crossing or touching lines is six.



- 4 Repeat the experiment a further nine times, making a note of your results, so that altogether you have dropped 100 matches.
- 5 Set up a spreadsheet similar to the one shown below and enter your results in cell B2.

	A	B	C	D	E	F	G	H	I	J	K
1	Number of drops (N)	100	200	300	400	500	600	700	800	900	1000
2	Number of matches crossing/touching lines (n)										
3	Probability of crossing a line ( $p = n/N$ )										
4	$2/p$										

- 6 Repeat 100 match drops again, making a total of 200 drops, and enter cumulative results in cell C2.
- 7 By collating the results of your fellow students, enter the cumulative results of dropping a match 300–1000 times in cells D2–K2 respectively.
- 8 Using an appropriate formula, get the spreadsheet to complete the calculations in Rows 3 and 4.
- 9 Use the spreadsheet to plot a line graph of N against  $\frac{2}{p}$ .
- 10 What value does  $\frac{2}{p}$  appear to get closer to?

*This page intentionally left blank*

# TOPIC 9

---

# STATISTICS

---

## Contents

Chapter 35 Mean, median, mode and range  
(E9.4, E9.5)

Chapter 36 Collecting, displaying and interpreting data  
(E9.1, E9.2, E9.3, E9.7, E9.8)

Chapter 37 Cumulative frequency and box-and-whisker  
plots (E9.6)

## Syllabus

### E9.1

Collect, classify and tabulate statistical data.

### E9.2

Read, interpret and draw inferences from tables and statistical diagrams.

Compare sets of data using tables, graphs and statistical measures.

Appreciate restrictions on drawing conclusions from given data.

### E9.3

Construct and interpret bar charts, pie charts, pictograms, stem-and-leaf diagrams, simple frequency distributions, histograms with equal and unequal intervals and scatter diagrams.

### E9.4

Calculate the mean, median, mode and range for individual and discrete data and distinguish between the purposes for which they are used.

### E9.5

Calculate an estimate of the mean for grouped and continuous data.

Identify the modal class from a grouped frequency distribution.

### E9.6

Construct and use cumulative frequency diagrams.

Estimate and interpret the median, percentiles, quartiles and interquartile range.

Construct and interpret box-and-whisker plots.

### E9.7

Understand what is meant by positive, negative and zero correlation with reference to a scatter diagram.

### E9.8

Draw, interpret and use lines of best fit by eye.

## Statistics in history

The earliest writing on statistics was found in a ninth-century book entitled *Manuscript on Deciphering Cryptographic Messages*, written by the Arab philosopher Al-Kindi (801–873), who lived in Baghdad. In his book, he gave a detailed description of how to use statistics to unlock coded messages.

The *Nuova Cronica*, a fourteenth-century history of Florence by the Italian banker Giovanni Villani, includes much statistical information on population, commerce, trade and education.

Early statistics served the needs of states, state-istics. By the early nineteenth century, statistics included the collection and analysis of data in general. Today, statistics are widely employed in government, business, and natural and social sciences. The use of modern computers has enabled large-scale statistical computation and has also made possible new methods that are impractical to perform manually.



# Mean, median, mode and range

## Average

'Average' is a word which in general use is taken to mean somewhere in the middle. For example, a woman may describe herself as being of average height. A student may think they are of average ability in maths. Mathematics is more exact and uses three principal methods to measure average.

- The **mode** is the value occurring the most often.
- The **median** is the middle value when all the data is arranged in order of size.
- The **mean** is found by adding together all the values of the data and then dividing that total by the number of data values.

## Spread

It is often useful to know how spread out the data is. It is possible for two sets of data to have the same mean and median but very different spreads.

The simplest measure of spread is the **range**. The range is simply the difference between the largest and smallest values in the data.

Another measure of spread is known as the interquartile range. This is covered in more detail in Chapter 37.

## → Worked example

- a i Find the mean, median and mode of the data listed below.

1, 0, 2, 4, 1, 2, 1, 1, 2, 5, 5, 0, 1, 2, 3

$$\begin{aligned}\text{Mean} &= \frac{1+0+2+4+1+2+1+1+2+5+5+0+1+2+3}{15} \\ &= 2\end{aligned}$$

Arranging all the data in order and then picking out the middle number gives the median:

0, 0, 1, 1, 1, 1, 1, ②, 2, 2, 2, 3, 4, 5, 5

The mode is the number which appeared most often.

Therefore the mode is 1.

- ii Calculate the range of the data.

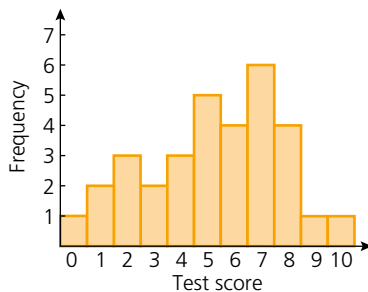
Largest value = 5

Smallest value = 0

$$\text{Therefore the range} = 5 - 0 = 5$$

- b i The frequency chart (below) shows the score out of 10 achieved by a class in a maths test.

Calculate the mean, median and mode for this data.



Transferring the results to a **frequency table** gives:

<b>Test score</b>	0	1	2	3	4	5	6	7	8	9	10	Total
<b>Frequency</b>	1	2	3	2	3	5	4	6	4	1	1	32
<b>Frequency × score</b>	0	2	6	6	12	25	24	42	32	9	10	168

In the total column we can see the number of students taking the test, i.e. 32, and also the total number of marks obtained by all the students, i.e. 168.

Therefore, the mean score =  $\frac{168}{32} = 5.25$

Arranging all the scores in order gives:

0, 1, 1, 2, 2, 2, 3, 3, 4, 4, 4, 4, 5, 5, 5, 5, (5, 6), 6, 6, 6, 7, 7, 7, 7, 7, 8, 8, 8, 8, 9, 10

Because there is an even number of students there isn't one middle number. There is, however, a middle pair. The median is  $\frac{(5+6)}{2} = 5.5$ .

The mode is 7 as it is the score which occurs most often.

- ii Calculate the range of the data.

Largest value = 10      Smallest value = 0

Therefore the range =  $10 - 0 = 10$ .

## 35 MEAN, MEDIAN, MODE AND RANGE

### Exercise 35.1

In questions 1–5, find the mean, median, mode and range for each set of data.

- 1 A hockey team plays 15 matches. Below is a list of the numbers of goals scored in these matches.  
1, 0, 2, 4, 0, 1, 1, 1, 2, 5, 3, 0, 1, 2, 2
- 2 The total scores when two dice are thrown 20 times are:  
7, 4, 5, 7, 3, 2, 8, 6, 8, 7, 6, 5, 11, 9, 7, 3, 8, 7, 6, 5
- 3 The ages of a group of girls are:  
14 years 3 months, 14 years 5 months,  
13 years 11 months, 14 years 3 months,  
14 years 7 months, 14 years 3 months,  
14 years 1 month
- 4 The numbers of students present in a class over a three-week period are:  
28, 24, 25, 28, 23, 28, 27, 26, 27, 25, 28, 28, 28, 26, 25
- 5 An athlete keeps a record in seconds of her training times for the 100m race:  
14.0, 14.3, 14.1, 14.3, 14.2, 14.0, 13.9, 13.8, 13.9, 13.8, 13.8, 13.7, 13.8, 13.8, 13.8
- 6 The mean mass of the 11 players in a football team is 80.3 kg. The mean mass of the team plus a substitute is 81.2 kg. Calculate the mass of the substitute.
- 7 After eight matches, a basketball player had scored a mean of 27 points. After three more matches his mean was 29. Calculate the total number of points he scored in the last three games.

### Exercise 35.2

- 1 An ordinary dice was rolled 60 times. The results are shown in the table below. Calculate the mean, median, mode and range of the scores.

<b>Score</b>	1	2	3	4	5	6
<b>Frequency</b>	12	11	8	12	7	10

- 2 Two dice were thrown 100 times. Each time their combined score was recorded. Below is a table of the results. Calculate the mean score.

<b>Score</b>	2	3	4	5	6	7	8	9	10	11	12
<b>Frequency</b>	5	6	7	9	14	16	13	11	9	7	3

- 3 Sixty flowering bushes are planted. At their flowering peak, the number of flowers per bush is counted and recorded. The results are shown in the table below.

<b>Flowers per bush</b>	0	1	2	3	4	5	6	7	8
<b>Frequency</b>	0	0	0	6	4	6	10	16	18

- a Calculate the mean, median, mode and range of the number of flowers per bush.
- b Which of the mean, median and mode would be most useful when advertising the bush to potential buyers?

## The mean for grouped data

The mean for grouped data can only be an estimate as the position of the data within a group is not known. An estimate is made by calculating the mid-interval value for a group and then assigning that mid-interval value to all of the data within the group.

### → Worked example

The history test scores for a group of 40 students are shown in the grouped frequency table below.

Score, $S$	Frequency	Mid-interval value	Frequency $\times$ mid-interval value
$0 \leq S \leq 19$	2	9.5	19
$20 \leq S \leq 39$	4	29.5	118
$40 \leq S \leq 59$	14	49.5	693
$60 \leq S \leq 79$	16	69.5	1112
$80 \leq S \leq 99$	4	89.5	358

- a Calculate an estimate for the mean test result.

$$\text{Mean} = \frac{19 + 118 + 693 + 1112 + 358}{40} = 57.5$$

- b What is the modal class?

This refers to the class with the greatest frequency, if the class width is constant. Therefore the modal class is  $60 \leq S \leq 79$ .

### Exercise 35.3

- 1 The heights of 50 basketball players attending a tournament are recorded in the grouped frequency table. Note: 1.8– means  $1.8 \leq H < 1.9$ .

Height (m)	Frequency
1.8–	2
1.9–	5
2.0–	10
2.1–	22
2.2–	7
2.3–2.4	4

- a Copy the table and complete it to include the necessary data with which to calculate the mean height of the players.  
 b Estimate the mean height of the players.  
 c What is the modal class height of the players?

- 2 The number of hours of overtime worked by employees at a factory over a period of a month is given in the table (below).
- Calculate an estimate for the mean number of hours of overtime worked by the employees that month.
  - What is the modal class?

Hours of overtime	Frequency
0–9	12
10–19	18
20–29	22
30–39	64
40–49	32
50–59	20

- 3 The length of the index finger of 30 students in a class is measured. The results were recorded and are shown in the grouped frequency table.

Length (cm)	Frequency
5.0–	3
5.5–	8
6.0–	10
6.5–	7
7.0–7.5	2

- Calculate an estimate for the mean index finger length of the students.
- What is the modal class?

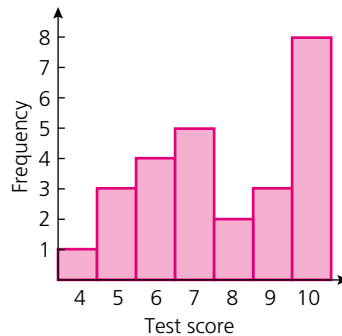
### ? Student assessment 1

- 1 A javelin thrower keeps a record of her best throws over ten competitions. These are shown in the table below.

<b>Competition</b>	1	2	3	4	5	6	7	8	9	10
<b>Distance (m)</b>	77	75	78	86	92	93	93	93	92	89

Find the mean, median, mode and range of her throws.

- 2 The **bar chart** shows the marks out of 10 for a Maths test taken by a class of students.



- Calculate the number of students who took the test.
  - Calculate for the class:
    - the mean test result,
    - the median test result,
    - the modal test result,
    - the range of the test results.
  - The teacher is happy with these results as he says that the average result was 10/10. Another teacher says that the average is only 7.5/10. Which teacher is correct? Give a reason for your answer.
- 3 A hundred sacks of coffee with a stated mass of 10 kg are unloaded from a train. The mass of each sack is checked and the results are presented in the table.
- Calculate an estimate for the mean mass.
  - What is the modal class?

Mass (kg)	Frequency
$9.8 \leq M < 9.9$	14
$9.9 \leq M < 10.0$	22
$10.0 \leq M < 10.1$	36
$10.1 \leq M < 10.2$	20
$10.2 \leq M < 10.3$	8

# Collecting, displaying and interpreting data

## Tally charts and frequency tables

The number of chocolate buttons in each of twenty packets is:

35 36 38 37 35 36 38 36 37 35  
36 36 38 36 35 38 37 38 36 38

The figures can be shown on a tally chart:

Number	Tally	Frequency
35		4
36		7
37		3
38		6

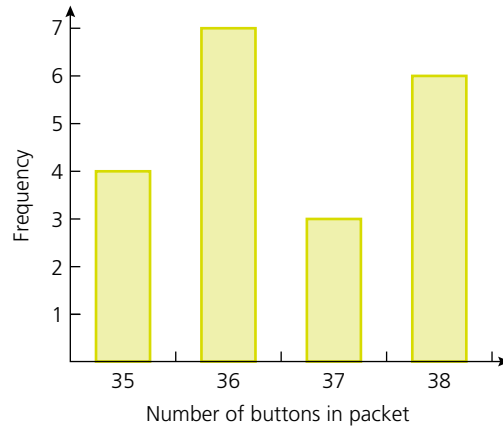
When the tallies are added up to find the frequency, the chart is usually called a **frequency table**. The information can then be displayed in a variety of ways.

## Pictograms

● = 4 packets, ● = 3 packets, ○ = 2 packets, ○ = 1 packet

Buttons per packet	
35	●
36	● ●
37	○
38	● ○

## Bar charts



## Stem and leaf diagrams

Discrete data is data that has a specific, fixed value. A stem and leaf diagram can be used to display discrete data in a clear and organised way. It has an advantage over bar charts as the original data can easily be recovered from the diagram.

The ages of people on a coach transferring them from an airport to a ski resort are as follows:

22	24	25	31	33	23	24	26	37	42
40	36	33	24	25	18	20	27	25	33
28	33	35	39	40	48	27	25	24	29

Displaying the data on a stem-and-leaf diagram produces the following graph

1	8
2	0 2 3 4 4 4 4 5 5 5 5 6 7 7 8 9
3	1 3 3 3 3 5 6 7 9
4	0 0 2 8

Key 2 | 5 means 25

In this form the data can be analysed quite quickly:

- The youngest person is 18
- The oldest is 48
- The modal ages are 24, 25 and 33

As the data is arranged in order, the median age can also be calculated quickly. The middle people out of 30 will be the 15<sup>th</sup> and 16<sup>th</sup> people. In this case the 15<sup>th</sup> person is 27 years old and the 16<sup>th</sup> person 28 years old, therefore the median age is 27.5.

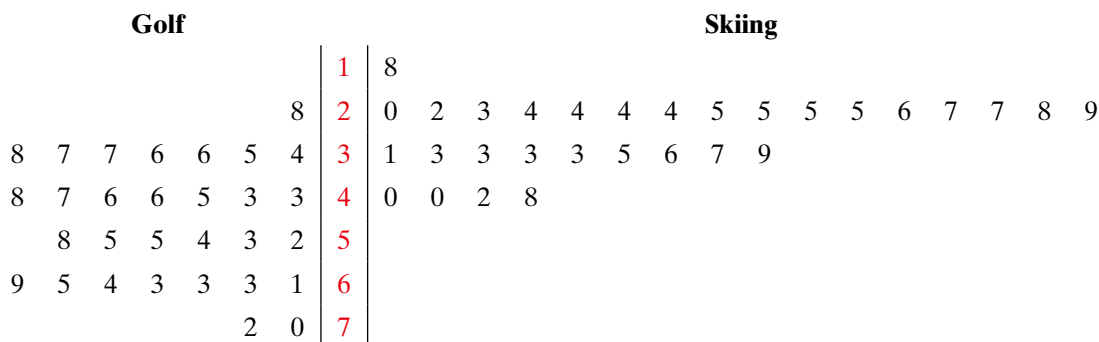
### Back-to-back stem-and-leaf diagrams

Stem-and-leaf diagrams are often used as an easy way to compare two sets of data. The leaves are usually put ‘back-to-back’ on either side of the stem.

Continuing from the example given above, consider a second coach from the airport taking people to a golfing holiday. The ages of these people are shown below:

43 46 52 61 65 38 36 28 37 45  
 69 72 63 55 46 34 35 37 43 48  
 54 53 47 36 58 63 70 55 63 64

Displaying the two sets of data on a back-to-back stem-and-leaf diagram is shown below:



Key: 5 | 3 | 6 means 35 to the left and 36 to the right

From the back-to-back diagram it is easier to compare the two sets of data. This data shows that the people on the coach going to the golf resort tend to be older than those on the coach to the ski resort.

### Grouped frequency tables

If there is a big range in the data, it is easier to group the data in a **grouped frequency table**.

The groups are arranged so that no score can appear in two groups.

The scores for the first round of a golf competition are:

71 75 82 96 83 75 76 82 103 85 79 77 83 85 88  
 104 76 77 79 83 84 86 88 102 95 96 99 102 75 72

This data can be grouped as shown:

Score	Frequency
71–75	5
76–80	6
81–85	8
86–90	3
91–95	1
96–100	3
101–105	4
Total	30

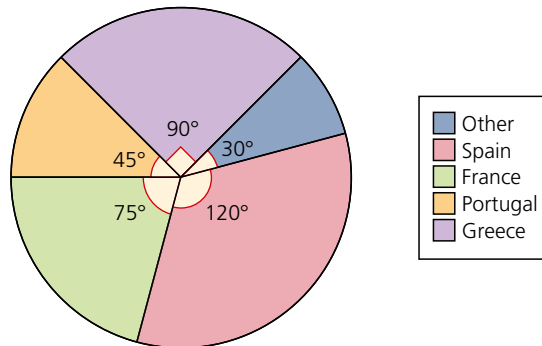
Note: it is not possible to score 70.5 or 77.3 at golf. The scores are **discrete**. If the data is **continuous**, for example when measuring time, the intervals can be shown as 0–, 10–, 20–, 30– and so on.

## Pie charts

Data can be displayed on a **pie chart** – a circle divided into sectors. The size of the sector is in direct proportion to the frequency of the data. The sector size does not show the actual frequency. The actual frequency can be calculated easily from the size of the sector.

### → Worked examples

a



In a survey, 240 English children were asked to vote for their favourite holiday destination. The results are shown on the pie chart above. Calculate the actual number of votes for each destination.

The total 240 votes are represented by  $360^\circ$ .

It follows that if  $360^\circ$  represents 240 votes:

There were  $240 \times \frac{120}{360}$  votes for Spain so, 80 votes for Spain.

There were  $240 \times \frac{75}{360}$  votes for France so, 50 votes for France.

### 36 COLLECTING, DISPLAYING AND INTERPRETING DATA

There were  $240 \times \frac{45}{360}$  votes for Portugal so, 30 votes for Portugal.

There were  $240 \times \frac{90}{360}$  votes for Greece so, 60 votes for Greece.

Other destinations received  $240 \times \frac{30}{360}$  votes so, 20 votes for other destinations.

Note: it is worth checking your result by adding them:

$$80 + 50 + 30 + 60 + 20 = 240 \text{ total votes}$$

- b** The table shows the percentage of votes cast for various political parties in an election. If a total of 5 million votes were cast, how many votes were cast for each party?

Party	Percentage of vote
Social Democrats	45%
Liberal Democrats	36%
Green Party	15%
Others	4%

The Social Democrats received  $\frac{45}{100} \times 5$  million votes  
so, 2.25 million votes.

The Liberal Democrats received  $\frac{36}{100} \times 5$  million votes  
so, 1.8 million votes.

The Green Party received  $\frac{15}{100} \times 5$  million votes  
so, 750 000 votes.

Other parties received  $\frac{4}{100} \times 5$  million votes  
so, 200 000 votes.

Check total:

$$2.25 + 1.8 + 0.75 + 0.2 = 5 \text{ (million votes)}$$

- c** The table shows the results of a survey among 72 students to find their favourite sport. Display this data on a pie chart.

Sport	Frequency
Football	35
Tennis	14
Volleyball	10
Hockey	6
Basketball	5
Other	2

72 students are represented by  $360^\circ$ , so 1 student is represented by  $\frac{360}{72}$  degrees. Therefore, the size of each sector can be calculated:

Football  $35 \times \frac{360}{72}$  degrees      i.e.,  $175^\circ$

Tennis  $14 \times \frac{360}{72}$  degrees      i.e.,  $70^\circ$

Volleyball  $10 \times \frac{360}{72}$  degrees      i.e.,  $50^\circ$

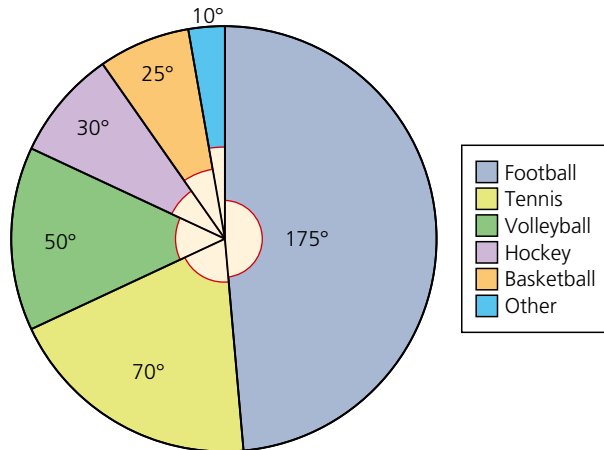
$$\text{Hockey } 6 \times \frac{360}{72} \text{ degrees} \quad \text{i.e., } 30^\circ$$

$$\text{Basketball } 5 \times \frac{360}{72} \text{ degrees} \quad \text{i.e., } 25^\circ$$

$$\text{Other sports } 2 \times \frac{360}{72} \text{ degrees} \quad \text{i.e., } 10^\circ$$

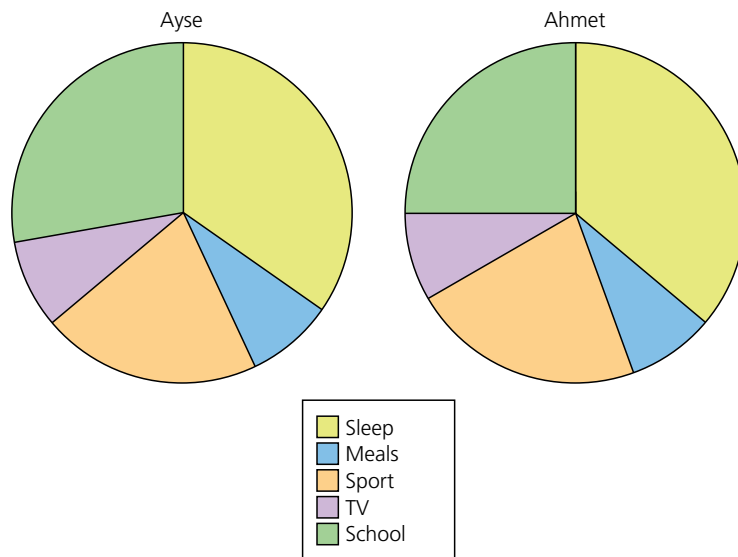
Check total:

$$175 + 70 + 50 + 30 + 25 + 10 = 360$$



### Exercise 36.1

- 1 The pie charts below show how a girl and her brother spent one day. Calculate how many hours they spent on each activity. The diagrams are to scale.



## 36 COLLECTING, DISPLAYING AND INTERPRETING DATA

- 2 A survey was carried out among a class of 40 students. The question asked was, 'How would you spend a gift of \$15?' The results are shown below:

Choice	Frequency
Music	14
Books	6
Clothes	18
Cinema	2

Illustrate these results on a pie chart.

- 3 A student works during the holidays. He earns a total of \$2400. He estimates that the money earned has been used as follows: clothes,  $\frac{1}{3}$ ; transport,  $\frac{1}{5}$ ; entertainment,  $\frac{1}{4}$ . He has saved the rest. Calculate how much he has spent on each category, and illustrate this information on a pie chart.
- 4 A research project looking at the careers of men and women in Spain produced the following results:

Career	Male (percentage)	Female (percentage)
Clerical	22	38
Professional	16	8
Skilled craft	24	16
Non-skilled craft	12	24
Social	8	10
Managerial	18	4

- a Illustrate this information on two pie charts, and make two statements that could be supported by the data.
- b If there are eight million women in employment in Spain, calculate the number in either professional or managerial employment.
- 5 A village has two sports clubs. The ages of people in each club are listed below:

Ages in Club 1									
38	8	16	15	18	8	59	12	14	55
14	15	24	67	71	21	23	27	12	48
31	14	70	15	32	9	44	11	46	62

Ages in Club 2									
42	62	10	62	74	18	77	35	38	66
43	71	68	64	66	66	22	48	50	57
60	59	44	57	12					

### Exercise 36.1 (cont)

- a Draw a back-to-back stem-and-leaf diagram for the ages of the members of each club.
  - b For each club, calculate:
    - i the age range of their members,
    - ii the median age.
  - c One of the clubs is the golf club, the other is the athletics club. Which club is **likely** to be which? Give a reason for your answer.
- 6 The heights of boys and girls in one class are plotted as a comparative bar chart below:



- a How many girls are there in the class?
- b How many more boys than girls are there in the height range  $160 \leq h < 170$ ?
- c Describe the differences in heights between boys and girls in the class
- d Construct a comparative bar chart for the heights of boys and girls in your own class.

## Surveys

A survey requires data to be collected, organised, analysed and presented.

A survey may be carried out for interest's sake, for example, to find out how many cars pass your school in an hour. A survey could be carried out to help future planning – information about traffic flow could lead to the building of new roads, or the placing of traffic lights or a pedestrian crossing.

### Exercise 36.2

- 1 Below are ten statements, some of which you may have heard or read before.  
Conduct a survey to collect data which will support or disprove one of the statements. Where possible, use pie charts to illustrate your results.
  - a Magazines are full of adverts.
  - b If you go to a football match you are lucky to see more than one goal scored.
  - c Every other car on the road is white.

- d Girls are not interested in sport.
- e Children today do nothing but watch TV.
- f Newspapers have more sport than news in them.
- g Most girls want to be nurses, teachers or secretaries.
- h Nobody walks to school any more.
- i Nearly everybody has a computer at home.
- j Most of what is on TV comes from America.

2 Below are some instructions relating to a washing machine in English, French, German, Dutch and Italian.

Analyse the data and write a report. You may wish to comment upon:

- a the length of words in each language,
- b the frequency of letters of the alphabet in different languages.

### ENGLISH

#### ATTENTION

**Do not interrupt drying during the programme.**

This machine incorporates a temperature safety thermostat which will cut out the heating element in the event of a water blockage or power failure. In the event of this happening, reset the programme before selecting a further drying time. For further instructions, consult the user manual.

### FRENCH

#### ATTENTION

**N'interrompez pas le séchage en cours de programme.**

Une panne d'électricité ou un manque d'eau momentanés peuvent annuler le programme de séchage en cours. Dans ces cas arrêtez l'appareil, affichez de nouveau le programme et après remettez l'appareil en marche.

Pour d'ultérieures informations, rappez-vous à la notice d'utilisation.

### GERMAN

#### ACHTUNG

**Die Trocknung soll nicht nach Anlaufen des Programms unterbrochen werden.**

Ein kurzer Stromausfall bzw. Wassermangel kann das laufende Trocknungsprogramm annullieren. In diesem Falle Gerät ausschalten, Programm wieder einstellen und Gerät wieder einschalten.

Für nähere Angaben beziehen Sie sich auf die Bedienungsanleitung.

### DUTCH

#### BELANGRIJK

**Het droogprogramma niet onderbreken wanneer de machine in bedrijf is.**

Door een korte stroom-of watertoevoeronderbreking kan het droogprogramma geannuleerd worden. Schakel in dit geval de machine uit, maak opnieuw uw programmakeuze en stel onmiddellijk weer in werking.

Verdere inlichtingen vindt u in de gebruiksaanwijzing.

### ITALIAN

#### ATTENZIONE

**Non interrompere l'asciugatura quando il programma è avviato.**

La macchina è munita di un dispositivo di sicurezza che può annullare il programma di asciugatura in corso quando si verifica una temporanea mancanza di acqua o di tensione.

In questi casi si dovrà spegnere la macchina, reimpostare il programma e poi riavviare la macchina.

Per ulteriori indicazioni, leggere il libretto istruzioni.

## Scatter diagrams

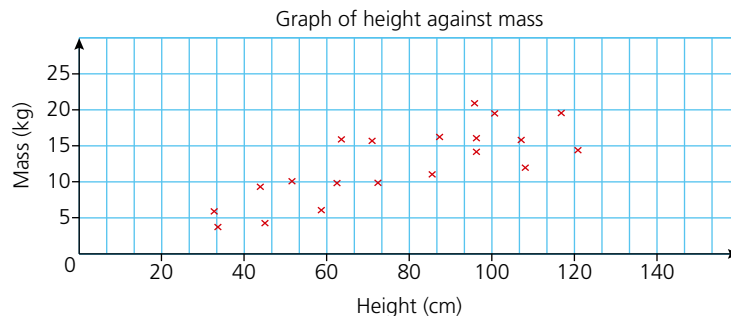
**Scatter diagrams** are particularly useful if we wish to see if there is a **correlation** (relationship) between two sets of data. The two values of data collected represent the coordinates of each point plotted. How the points lie when plotted, indicates the type of relationship between the two sets of data.

### → Worked example

The heights and masses of 20 children under the age of five were recorded. The heights were recorded in centimetres and the masses in kilograms. The data is shown in a table:

<b>Height</b>	32	34	45	46	52
<b>Mass</b>	5.8	3.8	9.0	4.2	10.1
<b>Height</b>	59	63	64	71	73
<b>Mass</b>	6.2	9.9	16.0	15.8	9.9
<b>Height</b>	86	87	95	96	96
<b>Mass</b>	11.1	16.4	20.9	16.2	14.0
<b>Height</b>	101	108	109	117	121
<b>Mass</b>	19.5	15.9	12.0	19.4	14.3

- a Plot a scatter diagram of the above data.



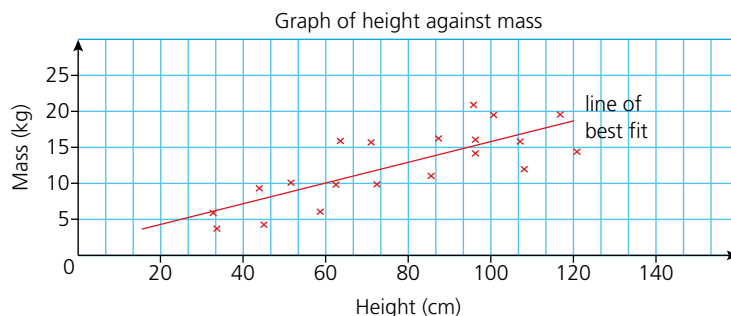
- b Comment on any relationship you see.

The points tend to lie in a diagonal direction from bottom left to top right. This suggests that as height increases then, in general, mass increases too. Therefore there is a **positive correlation** between height and mass.

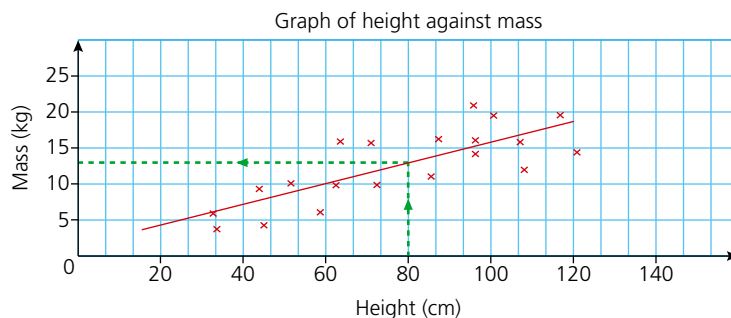
## 36 COLLECTING, DISPLAYING AND INTERPRETING DATA

- c If another child was measured as having a height of 80 cm, approximately what mass would you expect them to be?

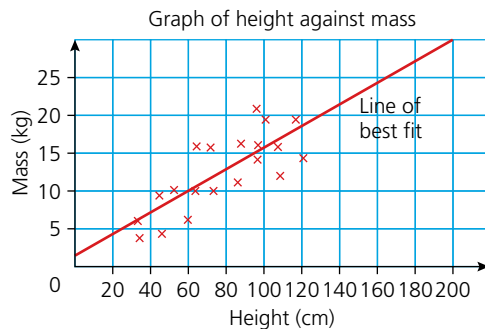
We assume that this child will follow the trend set by the other 20 children. To deduce an approximate value for the mass, we draw a **line of best fit**. This is done by eye and is a solid straight line which passes through the points as closely as possible, as shown.



The line of best fit can now be used to give an approximate solution to the question. If a child has a height of 80 cm, you would expect their mass to be in the region of 13 kg.



- d Someone decides to extend the line of best fit in both directions because they want to make predictions for heights and masses beyond those of the data collected. The graph is shown below.



Explain why this should not be done.

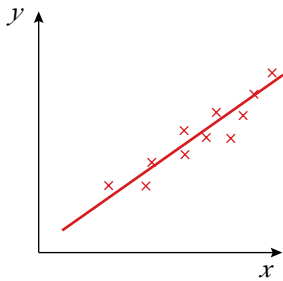
## Types of correlation

There are several types of correlation, depending on the arrangement of the points plotted on the scatter diagram.

A **strong positive correlation** between the variables  $x$  and  $y$ .

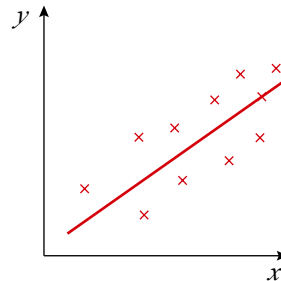
The points lie very close to the line of best fit.

As  $x$  increases, so does  $y$ .

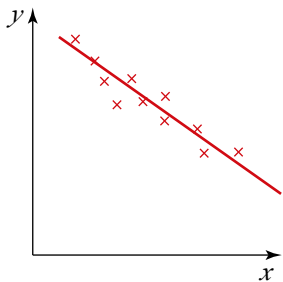


A **weak positive correlation**. Although there is direction to the way the points are lying, they are not tightly packed around the line of best fit.

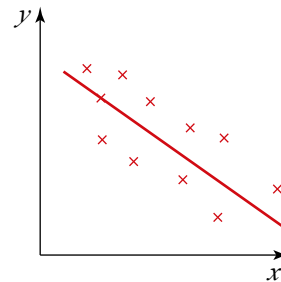
As  $x$  increases,  $y$  tends to increase too.



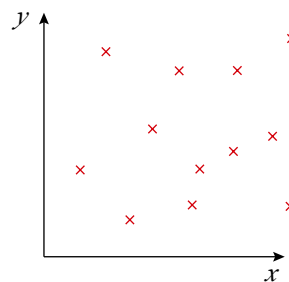
A **strong negative correlation**. The points lie close around the line of best fit. As  $x$  increases,  $y$  decreases.



A **weak negative correlation**. The points are not tightly packed around the line of best fit. As  $x$  increases,  $y$  tends to decrease.



**No correlation**. As there is no pattern to the way in which the points are lying, there is no correlation between the variables  $x$  and  $y$ . As a result there can be no line of best fit.



### Exercise 36.3

- 1 State what type of correlation you might expect, if any, if the following data was collected and plotted on a scatter diagram. Give reasons for your answer.
  - a A student's score in a maths exam and their score in a science exam.
  - b A student's hair colour and the distance they have to travel to school.
  - c The outdoor temperature and the number of cold drinks sold by a shop.
  - d The age of a motorcycle and its second-hand selling price.
  - e The number of people living in a house and the number of rooms the house has.
  - f The number of goals your opponents score and the number of times you win.
  - g A child's height and the child's age.
  - h A car's engine size and its fuel consumption.
- 2 A website gives average monthly readings for the number of hours of sunshine and the amount of rainfall in millimetres for several cities in Europe. The table below is a summary for July.

Place	Hours of sunshine	Rainfall (mm)
Athens	12	6
Belgrade	10	61
Copenhagen	8	71
Dubrovnik	12	26
Edinburgh	5	83
Frankfurt	7	70
Geneva	10	64
Helsinki	9	68
Innsbruck	7	134
Krakow	7	111
Lisbon	12	3
Marseilles	11	11
Naples	10	19
Oslo	7	82
Plovdiv	11	37
Reykjavik	6	50
Sofia	10	68
Tallinn	10	68
Valletta	12	0
York	6	62
Zurich	8	136

- a Plot a scatter diagram of the number of hours of sunshine against the amount of rainfall. Use a spreadsheet if possible.
- b What type of correlation, if any, is there between the two variables? Comment on whether this is what you would expect.

- 3 The United Nations keeps an up-to-date database of statistical information on its member countries.  
The table below shows some of the information available.

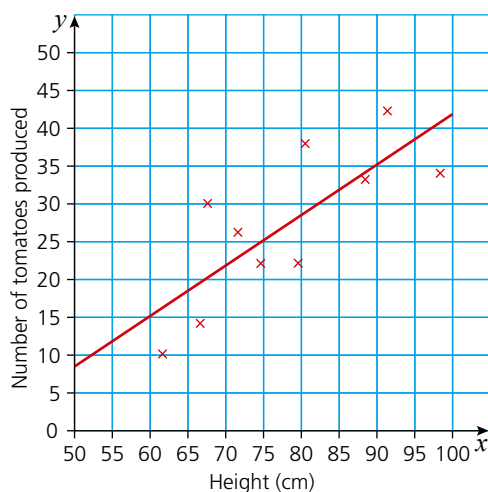
Country	Life expectancy at birth (years, 2005–2010)		Adult illiteracy rate (% , 2009)	Infant mortality rate (per 1000 births, 2005–2010)
	Female	Male		
Australia	84	79	1	5
Barbados	80	74	0.3	10
Brazil	76	69	10	24
Chad	50	47	68.2	130
China	75	71	6.7	23
Colombia	77	69	7.2	19
Congo	55	53	18.9	79
Cuba	81	77	0.2	5
Egypt	72	68	33	35
France	85	78	1	4
Germany	82	77	1	4
India	65	62	34	55
Israel	83	79	2.9	5
Japan	86	79	1	3
Kenya	55	54	26.4	64
Mexico	79	74	7.2	17
Nepal	67	66	43.5	42
Portugal	82	75	5.1	4
Russian Federation	73	60	0.5	12
Saudi Arabia	75	71	15	19
South Africa	53	50	12	49
United Kingdom	82	77	1	5
United States of America	81	77	1	6

- By plotting a scatter diagram, decide if there is a correlation between the adult illiteracy rate and the infant mortality rate.
- Are your findings in part a) what you expected? Explain your answer.
- Without plotting a graph, decide if you think there is likely to be a correlation between male and female life expectancy at birth. Explain your reasons.
- Plot a scatter diagram to test if your predictions for part c) were correct.

## 36 COLLECTING, DISPLAYING AND INTERPRETING DATA

### Exercise 36.3 (cont)

4 A gardener plants 10 tomato plants. He wants to see if there is a relationship between the number of tomatoes the plant produces and its height in centimetres. The results are presented in the scatter diagram below. The line of best fit is also drawn.



a Describe the correlation (if any) between the height of a plant and the number of tomatoes it produced.

b The gardener has another plant grown in the same conditions as the others. If the height is 85 cm, estimate from the graph the number of tomatoes he can expect it to produce.

c Another plant only produces 15 tomatoes. Deduce its height from the graph.

d The gardener thinks he will be able to make more predictions if the height axis starts at 0 cm rather than 50 cm and if the line of best fit is then extended.

By re-plotting the data on a new scatter graph and extending the line of best fit, explain whether the gardener's idea is correct.

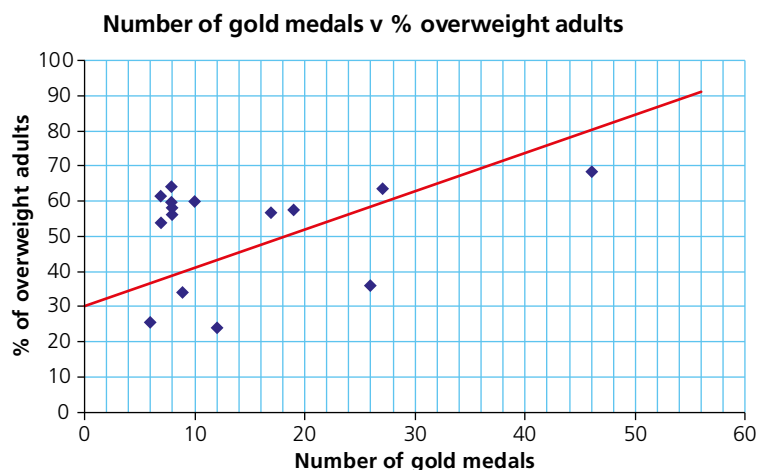
5 The table shows the 15 countries that won the most medals at the 2016 Rio Olympics. In addition, statistics relating to each of those countries' population, wealth, percentage of people with higher education and percentage who are overweight are also given.

Country	Olympic Medals			Population (million)	Average wealth per person in 1000's \$	% with a Higher Education Qualification	% Adult population that are overweight	
	Gold	Silver	Bronze				Male	Female
USA	46	37	38	322	345	45	73	63
UK	27	23	17	65	289	44	68	59
China	26	18	26	1376	23	10	39	33
Russia	19	18	19	143	10	54	60	55
Germany	17	10	15	81	185	28	64	49
Japan	12	8	21	127	231	50	29	19
France	10	18	14	664	244	34	67	52
S. Korea	9	3	9	50	160	45	38	30
Italy	8	12	8	60	202	18	66	53
Australia	8	11	10	24	376	43	70	58
Holland	8	7	4	17	184	35	63	49
Hungary	8	3	4	10	34	24	67	49

Country	Olympic Medals			Population (million)	Average wealth per person in 1000's \$	% with a Higher Education Qualification	% Adult population that are overweight	
	Gold	Silver	Bronze				Male	Female
Brazil	7	6	6	208	18	14	55	53
Spain	7	4	6	46	116	35	67	55
Kenya	6	6	1	46	2	11	17	34

A student wants to see if there is a correlation between the number of medals a country won and the percentage of overweight people in that country.

To obtain a simple scatter graph, he plots the number of gold medals against the mean percentage of overweight people and adds the line of best fit:



- Describe the type of correlation implied by the above graph.
- The student states that the graph shows that the more overweight you are the more likely you are to win a gold medal. Give two reasons why this conclusion may not be accurate.
- Analyse the correlation between two other sets of data and comment on whether the results are expected or not. Justify your answer.

## Histograms

A **histogram** displays the frequency of either continuous or grouped discrete data in the form of bars. There are several important features of a histogram which distinguish it from a bar chart.

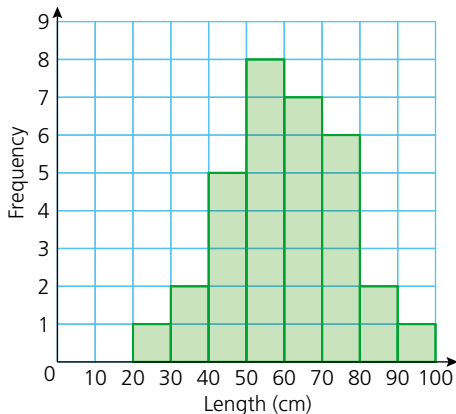
- The bars are joined together.
- The bars can be of varying width.
- The frequency of the data is represented by the area of the bar and not the height (though in the case of bars of equal width, the area is directly proportional to the height of the bar and so the height is usually used as the measure of frequency).

### → Worked example

A zoo keeper measures the length ( $L$  cm) of 32 lizards kept in the reptile section of the zoo. Draw a histogram of the data.

Length (cm)	Frequency
$0 < L \leq 10$	0
$10 < L \leq 20$	0
$20 < L \leq 30$	1
$30 < L \leq 40$	2
$40 < L \leq 50$	5
$50 < L \leq 60$	8
$60 < L \leq 70$	7
$70 < L \leq 80$	6
$80 < L \leq 90$	2
$90 < L \leq 100$	1

All the class intervals are the same. As a result, the bars of the histogram will all be of equal width and the frequency can be plotted on the vertical axis. The histogram is shown below.



## Exercise 36.4

- 1 The table (below) shows the distances travelled to school by a class of 30 students. Represent this information on a histogram.
- 2 The heights of students in a class were measured. The results are shown in the table (below). Draw a histogram to represent this data.

Distance (km)	Frequency
$0 \leq d < 1$	8
$1 \leq d < 2$	5
$2 \leq d < 3$	6
$3 \leq d < 4$	3
$4 \leq d < 5$	4
$5 \leq d < 6$	2
$6 \leq d < 7$	1
$7 \leq d < 8$	1

Height (cm)	Frequency
145–	1
150–	2
155–	4
160–	7
165–	6
170–	3
175–	2
180–185	1

Note that both questions in Exercise 36.4 deal with **continuous data**. In these questions, equal class intervals are represented in different ways. However, they mean the same thing. In Question 2, 145– means the students whose heights fall in the range  $145 \leq h < 150$ .

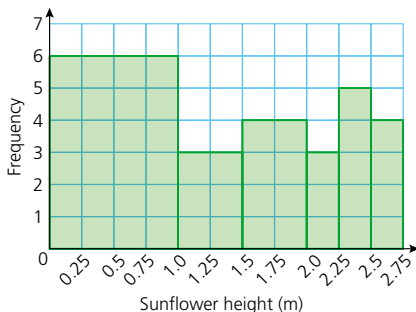
So far the work on histograms has only dealt with problems in which the class intervals are of the same width. This, however, need not be the case.

### → Worked example

The heights of 25 sunflowers were measured and the results recorded in the table (below).

Height (m)	Frequency
$0 \leq h < 1.0$	6
$1.0 \leq h < 1.5$	3
$1.5 \leq h < 2.0$	4
$2.0 \leq h < 2.25$	3
$2.25 \leq h < 2.50$	5
$2.50 \leq h < 2.75$	4

If a histogram were drawn with frequency plotted on the vertical axis, then it could look like the one drawn below.



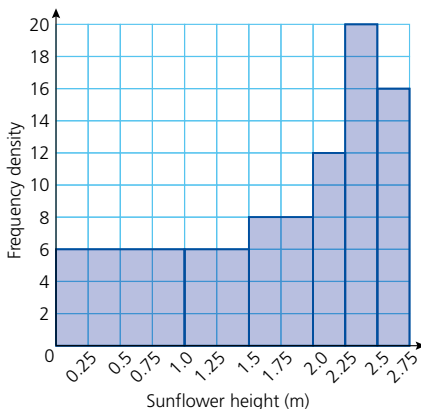
This graph is misleading because it leads people to the conclusion that most of the sunflowers were under 1 m, simply because the area of the bar is so great. In fact, only approximately one quarter of the sunflowers were under 1 m. When class intervals are different it is the area of the bar which represents the frequency, not the height. Instead of frequency being plotted on the vertical axis, **frequency density** is plotted.

$$\text{Frequency density} = \frac{\text{frequency}}{\text{class width}}$$

The results of the sunflower measurements in the example above can therefore be written as:

Height (m)	Frequency	Frequency density
$0 \leq h < 1.0$	6	$6 \div 1 = 6$
$1.0 \leq h < 1.5$	3	$3 \div 0.5 = 6$
$1.5 \leq h < 2.0$	4	$4 \div 0.5 = 8$
$2.0 \leq h < 2.25$	3	$3 \div 0.25 = 12$
$2.25 \leq h < 2.50$	5	$5 \div 0.25 = 20$
$2.50 \leq h < 2.75$	4	$4 \div 0.25 = 16$

The histogram can therefore be redrawn giving a more accurate representation of the data:



## Exercise 36.5

- 1 The table below shows the time taken, in minutes, by 40 students to travel to school.

<b>Time (min)</b>	0–	10–	15–	20–	25–	30–	40–60
<b>Frequency</b>	6	3	13	7	3	4	4
<b>Frequency density</b>							

- a Copy the table and complete it by calculating the frequency density.  
 b Represent the information on a histogram.
- 2 On Sundays, Maria helps her father feed their chickens. Over a period of one year, she kept a record of how long it took. Her results are shown in the table below.

<b>Time (min)</b>	<b>Frequency</b>	<b>Frequency density</b>
$0 \leq t < 30$	8	
$30 \leq t < 45$	5	
$45 \leq t < 60$	8	
$60 \leq t < 75$	9	
$75 \leq t < 90$	10	
$90 \leq t < 120$	12	

- a Copy the table and complete it by calculating the frequency density. Give the answers correct to 1 d.p.  
 b Represent the information on a histogram.
- 3 Frances and Ali did a survey of the ages of the people living in their village. Part of their results are set out in the table below.

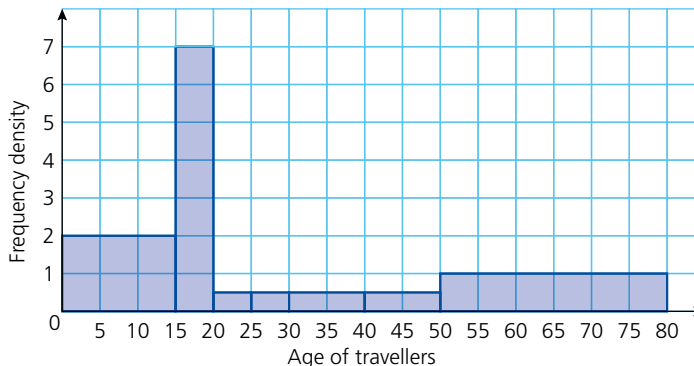
<b>Age (years)</b>	0–	1–	5–	10–	20–	40–	60–90
<b>Frequency</b>	35			180	260		150
<b>Frequency density</b>		12	28			14	

- a Copy the table and complete it by calculating either the frequency or the frequency density.  
 b Represent the information on a histogram.
- 4 The table below shows the ages of 150 people, chosen randomly, taking the 0600 train into a city.

<b>Age (years)</b>	0–	15–	20–	25–	30–	40–	50–80
<b>Frequency</b>	3	25	20	30	32	30	10

Exercise 36.5 (cont)

The histogram below shows the results obtained when the same survey was carried out on the 11 00 train.



- a Draw a histogram for the 06 00 train.
- b Compare the two sets of data and give two possible reasons for the differences.

? Student assessment 1

- 1 The table below shows the population (in millions) of the continents: Display this information on a pie chart.

Continent	Asia	Europe	America	Africa	Oceania
Population (millions)	4140	750	920	995	35

- 2 A department store decides to investigate whether there is a correlation between the number of pairs of gloves it sells and the outside temperature. Over a one-year period the store records, every two weeks, how many pairs of gloves are sold and the mean daytime temperature during the same period. The results are given in the table:

Mean temperature (°C)	3	6	8	10	10	11	12	14	16	16	17	18	18
Number of pairs of gloves	61	52	49	54	52	48	44	40	51	39	31	43	35
Mean temperature (°C)	19	19	20	21	22	22	24	25	25	26	26	27	28
Number of pairs of gloves	26	17	36	26	46	40	30	25	11	7	3	2	0

- a Plot a scatter diagram of mean temperature against number of pairs of gloves.
- b What type of correlation is there between the two variables?
- c How might this information be useful for the department store in the future?
- d The mean daytime temperature during the next two-week period is predicted to be  $20^{\circ}\text{C}$ . Draw a line of best fit on your graph and use it to estimate the number of pairs of gloves the department store can expect to sell.
- 3 A test in mathematics is marked out of 40. The scores of a class of 32 students are shown below.

24	27	30	33	26	27	28	39
21	18	16	33	22	38	33	11
16	11	14	23	37	36	38	22
28	11	9	17	28	11	36	34

- a Display the data on a stem-and-leaf diagram.
- b The teacher says that any student getting less than the average score will have to sit a re-test. How many students will sit the re-test? Justify your answer fully.
- 4 The grouped frequency table below shows the number of points scored by a school basketball player.

<b>Points</b>	0–	5–	10–	15–	25–	35–50
<b>Number of games</b>	2	3	8	9	12	3
<b>Frequency density</b>						

- a Copy and complete the table by calculating the frequency densities. Give your answers to 1 d.p.
- b Draw a histogram to illustrate the data.

# Cumulative frequency

## Cumulative frequency

Calculating the **cumulative frequency** is done by adding up the frequencies as we go along. A cumulative frequency diagram is particularly useful when trying to calculate the median of a large set of data, grouped or continuous data, or when trying to establish how consistent the results in a set of data are.

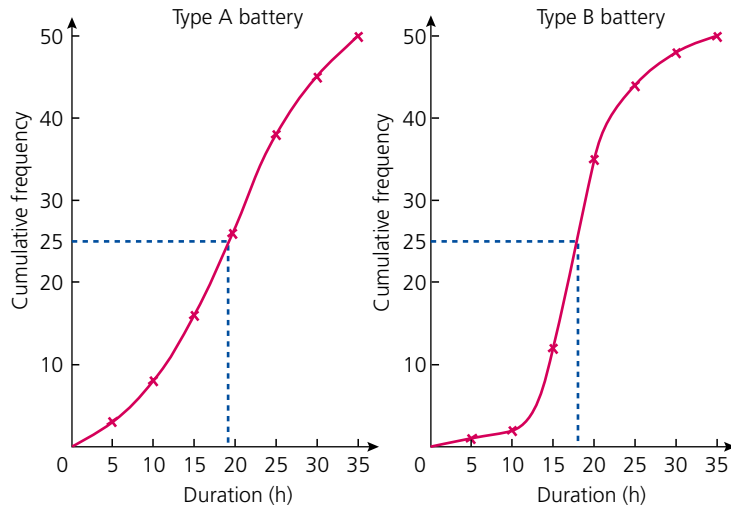
### → Worked example

The duration of two different brands of battery, A and B, is tested. 50 batteries of each type are randomly selected and tested in the same way. The duration of each battery is then recorded. The results of the tests are shown in the tables below.

Type A		
Duration (h)	Frequency	Cumulative frequency
$0 \leq t < 5$	3	3
$5 \leq t < 10$	5	8
$10 \leq t < 15$	8	16
$15 \leq t < 20$	10	26
$20 \leq t < 25$	12	38
$25 \leq t < 30$	7	45
$30 \leq t < 35$	5	50

Type B		
Duration (h)	Frequency	Cumulative frequency
$0 \leq t < 5$	1	1
$5 \leq t < 10$	1	2
$10 \leq t < 15$	10	12
$15 \leq t < 20$	23	35
$20 \leq t < 25$	9	44
$25 \leq t < 30$	4	48
$30 \leq t < 35$	2	50

- a Plot a cumulative frequency diagram for each brand of battery.



Both cumulative frequency diagrams are plotted above.

Notice how the points are plotted at the upper boundary of each class interval and *not* at the middle of the interval.

- b Calculate the median duration for each brand.

The median value is the value which occurs halfway up the cumulative frequency axis. Therefore:

Median for type A batteries  $\approx$  19h

Median for type B batteries  $\approx$  18h

This tells us that the same number of batteries are still working as have stopped working after 19h for A and 18h for B.

Exercise 37.1

- 1 Sixty athletes enter a long-distance run. Their finishing times are recorded and are shown in the table below:

Finishing time (h)	0–	0.5–	1.0–	1.5–	2.0–	2.5–	3.0–3.5
Frequency	0	0	6	34	16	3	1
Cumulative freq.							

- Copy the table and calculate the values for the cumulative frequency.
- Draw a cumulative frequency diagram of the results.
- Show how your graph could be used to find the approximate median finishing time.
- What does the median value tell us?

## Exercise 37.1 (cont)

- 2 Three mathematics classes take the same test in preparation for their final exam. Their raw scores are shown in the table below:

<b>Class A</b>	12, 21, 24, 30, 33, 36, 42, 45, 53, 53, 57, 59, 61, 62, 74, 88, 92, 93
<b>Class B</b>	48, 53, 54, 59, 61, 62, 67, 78, 85, 96, 98, 99
<b>Class C</b>	10, 22, 36, 42, 44, 68, 72, 74, 75, 83, 86, 89, 93, 96, 97, 99, 99

- a Using the class intervals  $0 \leq x < 20$ ,  $20 \leq x < 40$  etc., draw up a grouped frequency and cumulative frequency table for each class.  
 b Draw a cumulative frequency diagram for each class.  
 c Show how your graph could be used to find the median score for each class.  
 d What does the median value tell us?
- 3 The table below shows the heights of students in a class over a three-year period.

Height (cm)	Frequency 2007	Frequency 2008	Frequency 2009
150–	6	2	2
155–	8	9	6
160–	11	10	9
165–	4	4	8
170–	1	3	2
175–	0	2	2
180–185	0	0	1

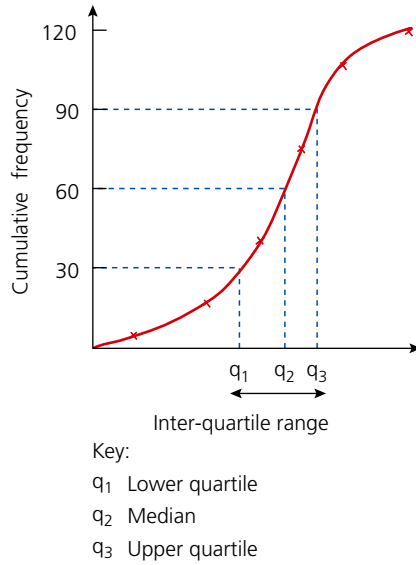
- a Construct a cumulative frequency table for each year.  
 b Draw the cumulative frequency diagram for each year.  
 c Show how your graph could be used to find the median height for each year.  
 d What does the median value tell us?

## Quartiles and the interquartile range

The cumulative frequency axis can also be represented in terms of **percentiles**. A percentile scale divides the cumulative frequency scale into hundredths. The maximum value of cumulative frequency is found at the 100th percentile. Similarly, the median, being the middle value, is called the 50th percentile. The 25th percentile is known as the **lower quartile**, and the 75th percentile is called the **upper quartile**.

The **range** of a distribution is found by subtracting the lowest value from the highest value. Sometimes this will give a useful result, but often it will not. A better measure of spread is given by looking at the spread of the middle half of the results, i.e. the difference between the upper and lower quartiles. This result is known as the **interquartile range**.

The graph (below) shows the terms mentioned above.



### → Worked example

Consider again the two types of batteries A and B discussed earlier on page 532.

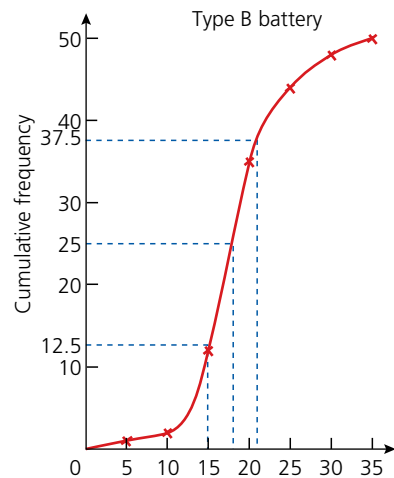
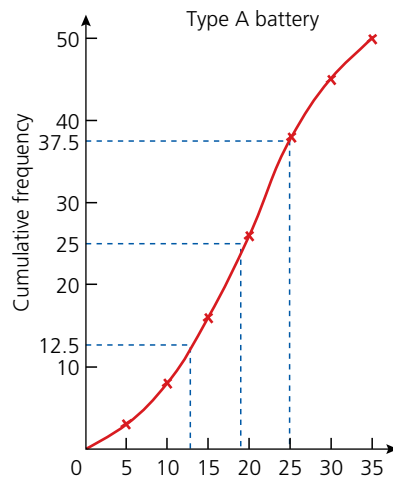
- a Using the graphs, estimate the upper and lower quartiles for each battery.

Lower quartile of type A  $\approx$  13 h

Upper quartile of type A  $\approx$  25 h

Lower quartile of type B  $\approx$  15 h

Upper quartile of type B  $\approx$  21 h




- b Calculate the interquartile range for each type of battery.
- Interquartile range of type A  $\approx$  12 h  
 Interquartile range of type B  $\approx$  6 h
- c Based on these results, how might the manufacturers advertise the two types of battery?
- Type A: on 'average' the longer-lasting battery.  
 Type B: the more reliable battery.

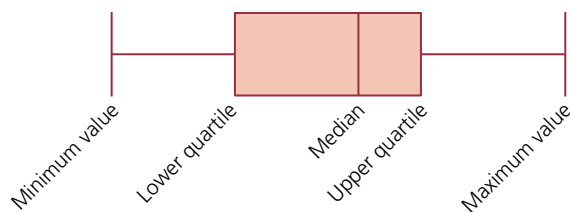
### Box-and-whisker plots

The information calculated from a cumulative frequency graph can be represented in a diagram called a **box-and-whisker plot**.

The typical shape of a box-and-whisker plot is:



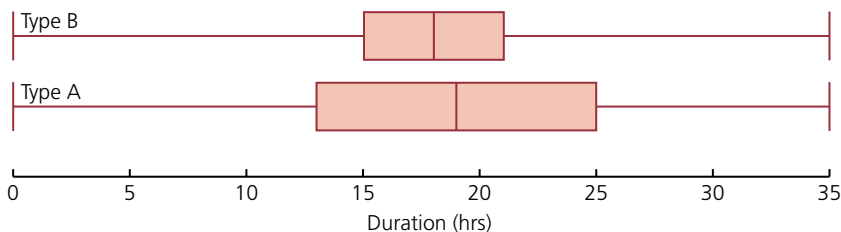
Its different components represent different aspects of the data.



When looking at two sets of data, box-and-whisker plots are an efficient way of comparing them.

### → Worked example

Consider the two batteries A and B discussed in the previous worked example. Draw box-and-whisker plots for both on the same scale and comment on any similarities and differences.



- Both battery types have the same overall range.
- The median of battery type A is slightly bigger than that of type B.

- The spread of the middle 50% of the data, represented by the rectangular block in the centre and known as the interquartile range, is much smaller for type B batteries. This implies that the middle 50% are more consistent for type B than for type A batteries.

Note: From the tables on page 532, the first group was for a duration of  $0 \leq t < 5$  hours. For type A batteries there were three results in that group. It is not known exactly where in the group the three results lie, therefore the minimum value is taken as the lower bound of the group. Similarly, the last group for the data was for a duration of  $30 \leq t < 35$  hours. There were five type A batteries in that group. It is not known where those five batteries lie within the group, therefore the maximum value is taken to be the upper bound of the group.

### Exercise 37.2

- Using the results obtained from Question 2 in Exercise 37.1:
  - find the interquartile range of each of the classes taking the mathematics test,
  - analyse your results and write a brief summary comparing the three classes.
- Using the results obtained from Question 3 in Exercise 37.1:
  - find the interquartile range of the students' heights each year,
  - analyse your results and write a brief summary comparing the three years.
- Forty boys enter a school javelin competition. The distances thrown are recorded below:

Distance thrown (m)	0–	20–	40–	60–	80–100
Frequency	4	9	15	10	2

- Construct a cumulative frequency table for the above results.
  - Draw a cumulative frequency diagram.
  - If the top 20% of boys are considered for the final, estimate (using the graph) the qualifying distance.
  - Calculate the interquartile range of the throws.
  - Calculate the median distance thrown.
- The masses of two different types of orange are compared. Eighty oranges are randomly selected from each type and weighed. The results are shown in the table:

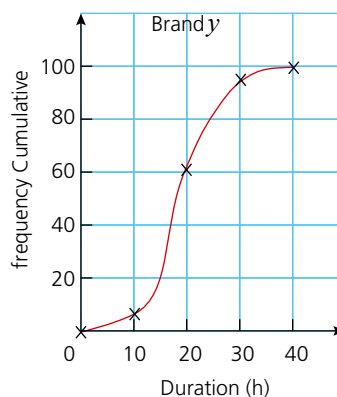
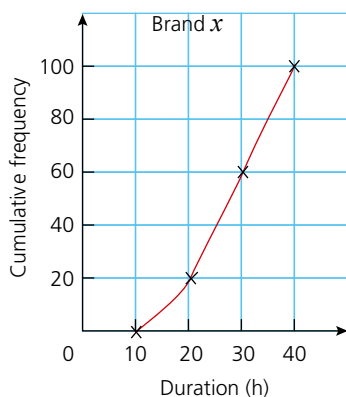
Type A		Type B	
Mass (g)	Frequency	Mass (g)	Frequency
75–	4	75–	0
100–	7	100–	16
125–	15	125–	43
150–	32	150–	10
175–	14	175–	7
200–	6	200–	4
225–250	2	225–250	0

- Construct a cumulative frequency table for each type of orange.
- Draw a cumulative frequency diagram for each type of orange.

## 37 CUMULATIVE FREQUENCY

### Exercise 37.2 (cont)

- c Calculate the median mass for each type of orange.
  - d Using your graphs, estimate for each type of orange:
    - i the lower quartile,
    - ii the upper quartile,
    - iii the interquartile range.
  - e On the same scale, draw a box-and-whisker plot for each type of orange.
  - f Write a brief report, with reference to the box-and-whisker plots, comparing the two types of orange.
- 5 Two competing brands of battery are compared. One hundred batteries of each brand are tested and the duration of each is recorded. The results of the tests are shown in the cumulative frequency diagrams below.



- a The manufacturers of brand X claim that on average their batteries will last at least 40% longer than those of brand Y. Showing your method clearly, decide whether this claim is true.
- b The manufacturers of brand X also claim that their batteries are more reliable than those of brand Y. Is this claim true? Show your working clearly.

### ? Student assessment 1

- 1 Thirty students sit a maths exam. Their marks are given as percentages and are shown in the table below.

<b>Mark</b>	20–	30–	40–	50–	60–	70–	80–	90–100
<b>Frequency</b>	2	3	5	7	6	4	2	1

- a Construct a cumulative frequency table of the above results.
- b Draw a cumulative frequency diagram of the results.
- c Using the graph, estimate a value for:
  - i the median,
  - ii the upper and lower quartiles,
  - iii the interquartile range.
- d On the same graph as your cumulative frequency diagram, construct a box-and-whisker plot of the data.

- 2 Four hundred students sit an IGCSE exam. Their marks (as percentages) are shown in the table below.

Mark (%)	Frequency	Cumulative frequency
31–40	21	
41–50	55	
51–60	125	
61–70	74	
71–80	52	
81–90	45	
91–100	28	

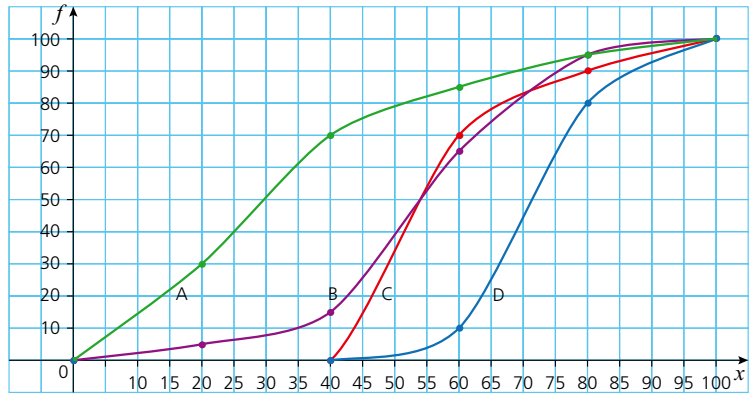
- a Copy and complete the above table by calculating the cumulative frequency.
- b Draw a cumulative frequency diagram of the results.
- c Using the graph, estimate a value for:
- the median result,
  - the upper and lower quartiles,
  - the interquartile range.
- 3 Eight hundred students sit an exam. Their marks (as percentages) are shown in the table below.

Mark (%)	Frequency	Cumulative frequency
1–10	10	
11–20	30	
21–30	40	
31–40	50	
41–50	70	
51–60	100	
61–70	240	
71–80	160	
81–90	70	
91–100	30	

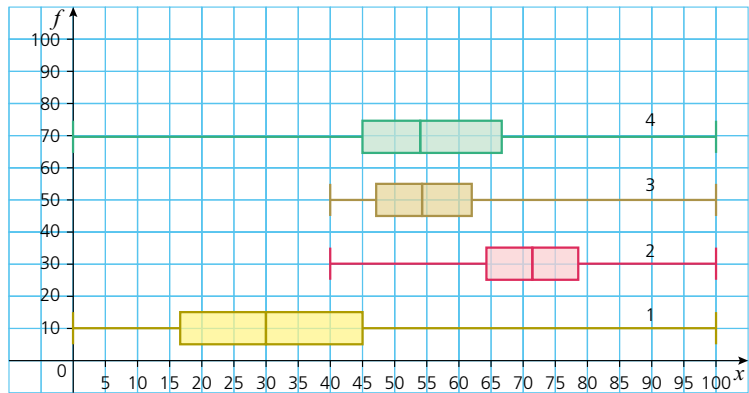
- a Copy and complete the above table by calculating the cumulative frequency.
- b Draw a cumulative frequency diagram of the results.
- c An A grade is awarded to a student at or above the 80th percentile. What mark is the minimum requirement for an A grade?
- d A C grade is awarded to any student between and including the 55th and the 70th percentile. What marks form the lower and upper boundaries of a C grade?
- e Calculate the interquartile range for this exam.

### 37 CUMULATIVE FREQUENCY

- 4 Four cumulative frequency graphs, A, B, C and D, are plotted on the same axes:



Four box-and-whisker plots are also plotted:

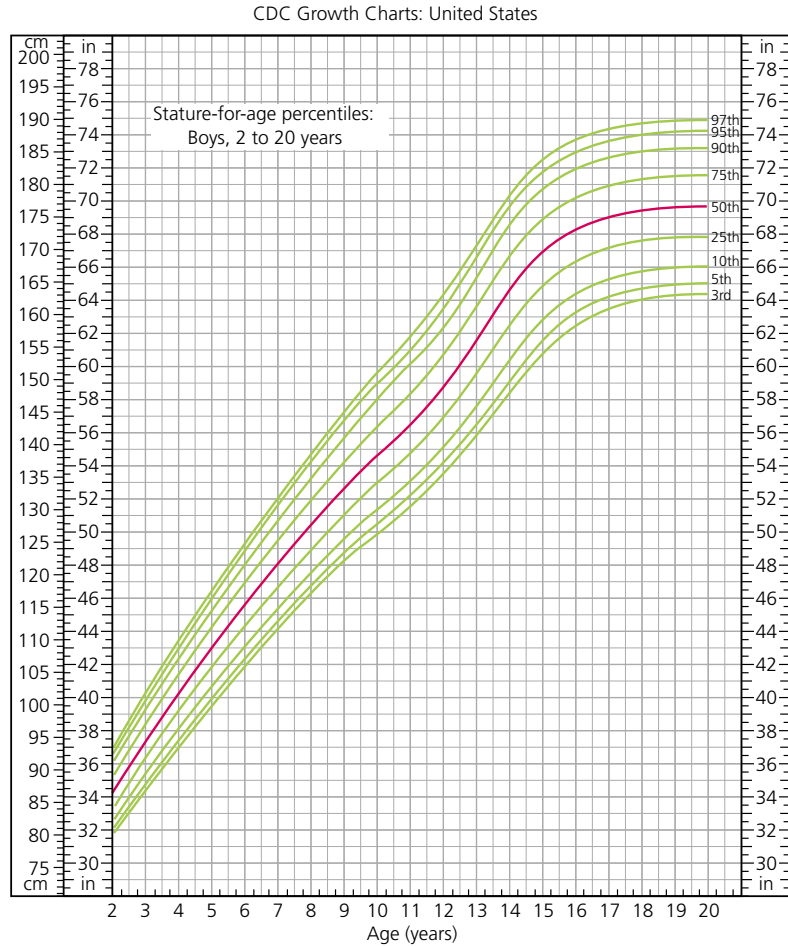


Decide which box-and-whisker plot goes with which cumulative frequency graph. Give reasons for your choices.

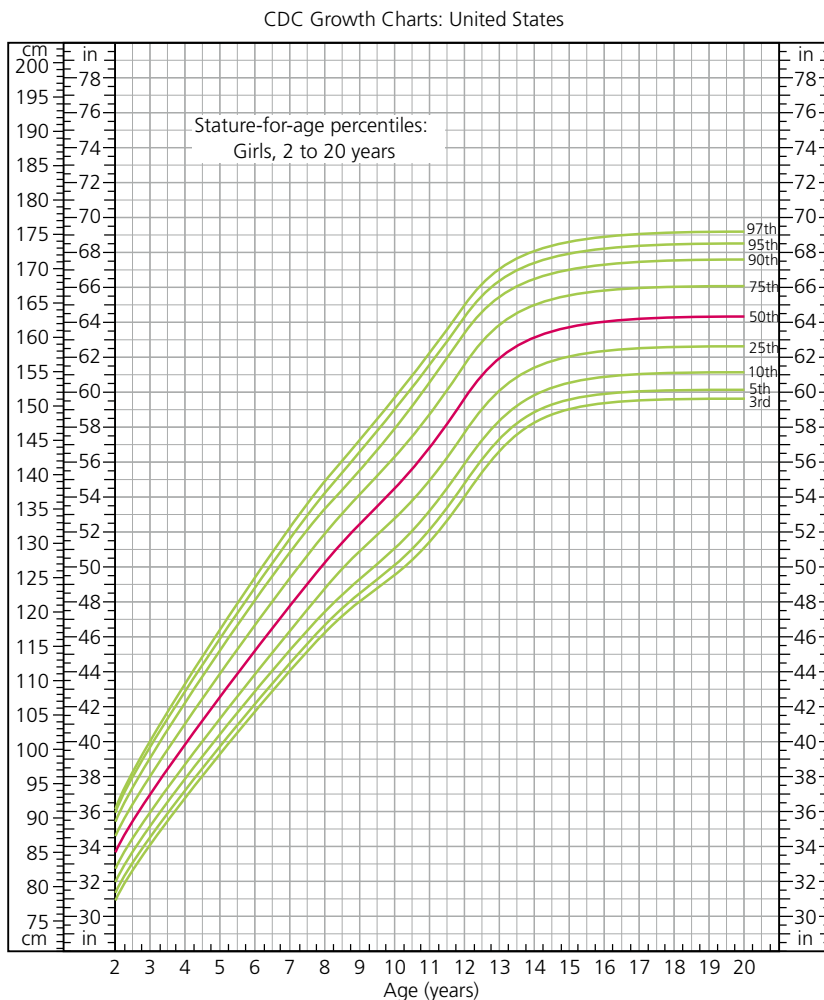
# Mathematical investigations and ICT

## Heights and percentiles

The graphs below show the height charts for males and females from the age of 2 to 20 years in the United States.



*Note: Heights have been given in both centimetres and inches.*



- 1 From the graph, find the height corresponding to the 75th percentile for 16-year-old girls.
- 2 Find the height which 75% of 16-year-old boys are taller than.
- 3 What is the median height for 12-year-old girls?
- 4 Measure the heights of students in your class. By carrying out appropriate statistical calculations, write a report comparing your data to that shown in the graphs.
- 5 Would all cultures use the same height charts? Explain your answer.

## Reading ages

Depending on their target audience, newspapers, magazines and books have different levels of readability. Some are easy to read and others more difficult.

- 1 Decide on some factors that you think would affect the readability of a text.

- Write down the names of two newspapers which you think would have different reading ages. Give reasons for your answer. There are established formulae for calculating the reading age of different texts.

One of these is the Gunning Fog Index. It calculates the reading age as follows:

$$\text{Reading age} = \frac{2}{5} \left( \frac{A}{n} + \frac{100L}{A} \right) \text{ where}$$

$A$  = number of words

$n$  = number of sentences

$L$  = number of words with 3 or more syllables

- Choose one article from each of the two newspapers you chose in Question 2. Use the Gunning Fog Index to calculate the reading ages for the articles. Do the results support your predictions?
- Write down some factors which you think may affect the reliability of your results.

## ICT activity

In this activity you will be collecting the height data of all the students in your class and plotting a cumulative frequency diagram of the results.

- Measure the heights of all the students in your class.
- Group your data appropriately.
- Enter your data into graphing software such as Excel or Autograph.
- Produce a cumulative frequency diagram of the results.
- From your graph, find:
  - the median height of the students in your class,
  - the interquartile range of the heights.
- Compare the cumulative frequency diagram from your class with one produced from data collected from another class in a different year group. Comment on any differences or similarities between the two.

# Index

## Numbers

24-hour clock 83

## A

acceleration 178, 185–6

accuracy

approximation 13–14

estimating answers 15

upper and lower

bounds 17–19

acute-angled triangles 283

acute angles 282

addition

of fractions 36

of vectors 442

adjacent side, right-angled

triangles 394

algebra

constructing equations

127–8, 135

expanding a pair of brackets

103, 106–7

expanding a single bracket

102

factorising 104, 108–11

inequalities 142–3

linear equations 126–7

quadratic equations 137–40

rearranging formulae 105–6,  
112–13

simultaneous equations

130–3, 141

substitution 105

algebraic fractions

addition and subtraction

115–17

simplifying 114–15, 118

algebraic indices 122–5

al-Karaji 101

al-Khwarizmi 101

Al-Kindi 503

alternate angles 319

alternate segment

theorem 333–4

angle–angle–side (AAS) rule,

congruent triangles 304

angles 282

alternate segment

theorem 333–4

at the centre of a circle 331

of elevation and depression  
405–6

of irregular polygons 329

between a line and a plane

429–31

in opposite segments of a

circle 333

within parallel lines 319

at a point 318

in a quadrilateral 323–4

in the same segment of a

circle 332

in a semicircle 327

sum of exterior angles of a

polygon 326

sum of interior angles of a

polygon 325

supplementary 333

between a tangent and a

radius 328

in a triangle 321

angle–side–angle (ASA) rule,

congruent triangles 304

Apollonius 281

approximation 13–14

Archimedes 281

arc of a circle 285

length of 365–6

area

of a circle 356–7

of a parallelogram 354

of a rectangle 351

of a sector 368

of a trapezium 354, 355

of a triangle 352, 423

*see also* surface area

area factors 293, 297

arithmetic sequences 153–4

Aryabhata 3

asymptotes 212–13

averages 504–5

average speed 173

## B

back bearings 392–3

back-to-back stem-and-leaf

diagrams 512

bar charts 509, 511

base of a triangle 352

bearings 392–3

Bernoulli family 391

Bhaskara 3

bonuses 74

box-and-whisker plots 536–7

brackets 26–7, 34

expanding a pair of

brackets 103, 106–7

expanding a single

bracket 102

Brahmagupta 3

Buffon's needle experiment 500

## C

calculators

order of operations 26–7

powers and roots 10–11

calculus 219

*see also* differentiation

Cardano, Girolamo 439

centre of enlargement 460

centre of rotation 455

chaos theory 475

chequered boards

investigation 245

chords 285

equal 313

circles 285

alternate segment

theorem 333–4

angle at the centre of 331

angle between a tangent and a  
radius 328

angle in a semicircle 327

angle in opposite

segments 333

angles in the same

segment 332

arc length 365–6

area 356–7

area of a sector 368

circumference 356–7

equal chords 313

ICT activity 343

tangents from an external

point 315

circumference of a circle 285,  
356–7

class intervals, histograms 527–8

column vectors 440–1

combined events 488

tree diagrams 488–9,

491, 494

common difference,  
sequences 153  
common ratio, sequences 160  
complement of a set 87–8  
completing the square 140  
composite functions 243  
compound interest 78–80,  
161–2  
compound measures 56–8  
conditional probability 492–4  
cones  
construction activity 388  
surface area 382  
volume 377–9  
congruent shapes 301  
triangles 284, 303–5  
constant of proportionality 166  
continuous data 513  
conversion graphs 172  
converting from one unit to  
another 347–8  
area and volume  
conversions 349  
coordinates 250  
correlation 519–20  
types of 521  
corresponding angles 319  
cosine curve 410  
cosine (cos) ratio 399–400  
cosine rule 420  
cost price 75  
cube numbers 6, 163  
cube roots 10, 11  
cubic curves 199  
cubic functions, graph  
sketching 209–11  
cuboids  
surface area 359–60  
trigonometry in three  
dimensions 426–7  
cumulative frequency 532–3  
quartiles and interquartile  
range 534–6  
currency conversions 73  
cyclic quadrilaterals 333  
cylinders, surface area 359–60

## D

data displays  
bar charts 511  
box-and-whisker plots  
536–7  
frequency tables 505, 510  
grouped frequency  
tables 512–13

histograms 525–8  
pictograms 510  
pie charts 513–15  
scatter diagrams 519–20  
stem-and-leaf  
diagrams 511–12  
tally charts 510  
data interpretation  
positive correlation 519–20  
types of correlation 521  
deceleration 178, 185–6  
decimal places 13, 14  
decimals 31–2  
conversion from  
fractions 38  
conversion to and from  
percentages 44  
conversion to fractions 39  
fraction and percentage  
equivalents 43  
recurring 39–40  
denominator 30  
density 57  
depreciation 76  
depression, angles of 405–6  
derivatives 224  
of constants 224–5  
*see also* differentiation  
Descartes, René 249  
diameter 285  
dice sum investigation 499  
difference of two squares 109  
differentiation 224–7  
equation of the tangent at a  
given point 233  
gradient of a curve at a  
point 229–30  
second derivatives 228–9  
stationary points 234–6  
value of  $x$  when the gradient  
is given 231–2  
directed numbers 11  
direct proportion 50–1, 166–8  
discounts 75  
discrete data 511, 513  
distance 173  
shortest distance from a line  
to a point 423  
from speed–time graphs  
180–1  
distance–time graphs 174, 176  
non-linear 184, 186–7  
division 33–4  
of fractions 37  
double time 74

## E

earnings 73–4  
Egyptian mathematics 345  
elements of a set 85  
elevation, angles of 405–6  
empty set ( $\emptyset$ ) 86  
enlargements 460–1  
negative 463  
equation of a straight line 257–8  
drawing straight-line  
graphs 266  
in form  $ax + by + c = 0$  263  
general equation 262–3  
graphical solution of  
simultaneous  
equations 267–8  
parallel lines 265  
through two points 270  
equations  
construction of 127–8, 135  
exponential 64–5, 246  
linear 126–7  
quadratic 137–40  
simultaneous 130–3, 141,  
267–8  
solution by graphical  
methods 203–4  
trigonometric 412  
equilateral triangles 283  
equivalent fractions 32, 35  
estimating answers 15  
Euclid 281  
Euler, Leonhard 391  
exponential equations 64–5  
ICT activity 246  
exponential functions 201  
graph sketching 213–14  
exponential growth 80  
exponential sequences  
(geometric sequences) 160  
applications 161–2

## F

factorising 104  
difference of two squares 109  
evaluation of  
expressions 110  
by grouping 108  
quadratic expressions 110–11  
factors 6–7  
favourable outcomes 476  
Fermat, Pierre de 249, 475  
Fibonacci (Leonardo Pisano)  
439

football leagues  
     investigation 98  
 fountain borders  
     investigation 341  
 fractional indices 68–9, 123–4  
 fractions 30–1  
     addition and subtraction 36  
     algebraic 114–18  
     conversion from decimals 39  
     conversion from  
         percentages 44  
     conversion from recurring  
         decimals 40–1  
     conversion to decimals 32, 38  
     conversion to percentages  
         32, 44  
     decimal and percentage  
         equivalents 43  
     equivalent 35  
     multiplication and division 37  
     simplest form (lowest  
         terms) 35  
 French mathematicians 249  
 frequency density 528  
 frequency tables 505, 510  
     estimating the mean 507  
     grouped 512–13  
 functions 239  
     composite 243  
     exponential 201  
     gradient function 222–3  
     inverse of 241–2  
     quadratic 193–5  
     reciprocal 198  
     recognising and sketching  
         206–14

## G

Gauss, Carl Friedrich 475  
 geometric sequences (exponential  
     sequences) 160  
     applications 161–2  
 gradient function  
     determination from first  
         principles 222–3  
     of a polynomial 223–4  
     *see also* differentiation  
 gradients  
     of a curve 184–7, 201–2,  
         219–22  
     of a curve at a point 229–30  
     distance–time graphs 174  
     of perpendicular lines 271–2  
     speed–time graphs 178  
     of a straight line 219, 252–5

    value of  $x$  when the gradient is  
         given 231–2  
 graphs  
     conversion graphs 172  
     direct proportion 166–8  
     exponential functions 201  
     gradients of curves 201–2  
     of inequalities 147–9  
     linear programming 150  
     quadratic functions 193–7  
     reciprocal functions 198  
     recognising and sketching  
         functions 206–14  
     solving equations 203–4  
     travel graphs 174–87, 176  
     types of 199  
 Greek mathematicians 281  
 gross earnings 73–4  
 grouped data, mean of 507  
 grouped frequency tables 512–13

## H

height charts 541–2  
 height data activity 543  
 height of a triangle 352  
 hidden treasure investigation  
     278–9  
 highest common factor (HCF) 7  
 Hindu mathematicians 3  
 histograms 525–6  
     with varying class intervals  
         527–8  
 house of cards investigation 245  
 Huygens, Christiaan 475  
 hyperbolas 198, 199  
 hypotenuse 394

## I

ICT activities  
     angle properties of a circle  
         343  
     Buffon's needle experiment  
         500  
     cone construction 388  
     exponential equations 246  
     height data 543  
     inequalities 246, 279  
     triangle ratios 342–3  
     trigonometric ratios 437  
     vectors 473  
 image of an object 452  
 improper fractions (vulgar  
     fractions) 30, 31  
 indices (singular: index) 62  
     algebraic 122–5

    exponential equations 64–5  
     fractional 68–9  
     laws of 62, 64  
     negative 64  
     positive 62  
     zero 63  
     *see also* standard form  
 inequalities 24–5  
     graphing 147–9  
     ICT activity 246, 279  
     linear 142–3  
     linear programming 150  
     symbols 147  
 inflexion, points of 235  
 integers 4  
 interest  
     compound 78–80, 161–2  
     simple 76–7  
 interquartile range 534–6  
 intersection of sets ( $\cap$ ) 88  
 inverse functions 241–2  
 inverse proportion 53–4, 168  
 investigations 96  
     chequered boards 245  
     dice sum 499  
     football leagues 98  
     fountain borders 341  
     heights and percentiles 541–2  
     hidden treasure 278–9  
     house of cards 245  
     ICT activities 99  
     metal trays 386  
     mystic rose 96–8  
     numbered balls 436  
     painted cube 471  
     plane trails 277–8  
     primes and squares 98  
     probability drop 498  
     reading ages 542–3  
     tennis balls 387  
     tiled walls 342  
     towers of Hanoi 436–7  
     triangle count 471–3  
 irrational numbers 4–5, 8  
 isosceles triangles 283  
 Italian mathematicians 439

## K

Khayyam, Omar 101  
 kites 286

## L

Laghada 3  
 Laplace, Pierre-Simon 475  
 length of a line segment 268–9

- linear equations 126–7  
 linear functions 199  
     graph sketching 207  
 linear inequalities 142–3  
 linear programming 150  
 line segments  
     length of 268–9  
     midpoint of 269  
 lines of best fit 520  
 lines of symmetry 310  
 local maxima and minima 235, 236  
 long division 34  
 long multiplication 33  
 loss 75–6  
 lower bounds 17–18  
     calculating with 19  
 lower quartile 534–5  
 lowest common multiple (LCM) 7  
 lowest terms, fractions 35
- M**
- magnitude of a vector 444  
 maximum points 197  
     local 235, 236  
 mean 504–5  
     for grouped data 507  
 median 504–5  
     calculation from a cumulative frequency diagram 532–3  
 metal trays investigation 386  
 metric units 346–8  
 midpoint of a line segment 269  
 minimum points 197, 208  
     local 235, 236  
 mirror lines 452  
 mixed numbers 30, 31  
 mode 504–5  
 modelling, stretching a spring 246  
 money  
     currency conversions 73  
     earnings 73–4  
     interest 76–80, 161–2  
     profit and loss 75–6  
 multiples 7  
 multiplication  
     of fractions 37  
     long 33  
 mystic rose investigation 96–8
- N**
- natural numbers 4  
 negative correlation 521  
 negative enlargements 463  
 negative indices 64, 123  
 net pay 73–4  
 nets 287  
*n*th term of a sequence 154, 155  
     exponential sequences 160  
     with quadratic and cubic rules 156–9  
 numbered balls  
     investigation 436  
 number line, representation of inequalities 24–5  
 numbers, types of 4–6  
 numerator 30
- O**
- obtuse-angled triangles 283  
 obtuse angles 282  
 opposite side, right-angled triangles 394  
 ordering 24  
 order of operations 26–7, 34  
 order of rotational symmetry 310  
 overtime 74
- P**
- painted cube investigation 471  
 parabolas 193, 197, 199  
     *see also* quadratic functions  
 parallel lines 282  
     angles formed within 319  
     equations of 265  
 parallelograms 286  
     area 354  
 Pascal, Blaise 249, 475  
 percentage increases and decreases 46  
 percentages 32, 44  
     discounts 75  
     fraction and decimal equivalents 43  
     interest 76–7  
     one quantity as a percentage of another 45  
     profit and loss 76  
     of a quantity 44–5  
     reverse percentages 47–8  
 percentiles 534  
     height charts 541–2  
 perimeter 351  
 perpendicular bisectors, equal chords 313  
 perpendicular lines 282  
     gradients 271–2  
     shortest distance from a line to a point 423  
 Persian mathematicians 101  
 pi ( $\pi$ ) 5  
     area and circumference of a circle 356–7  
 pictograms 510  
 piece work 74  
 pie charts 513–15  
 planes of symmetry 310  
 plane trails investigation 277–8  
 points of inflexion 235  
 polygons 286–7, 325  
     irregular 329  
     sum of exterior angles 326  
     sum of interior angles 325  
 polynomials  
     gradient function 223–4  
     *see also* quadratic expressions  
 population density 57, 58  
 position vectors 445  
 positive correlation 519–21  
 powers 5–6, 10  
     of two 163  
     *see also* indices  
 prime factors 6–7  
 prime numbers 5  
 primes and squares investigation 98  
 principal 76–7  
 prisms 361  
     volume and surface area 362–3  
 probability 476–7  
     combined events 488–91  
     conditional 492–4  
     relative frequency 482–3  
     tree diagrams 488–9, 491, 494  
     using Venn diagrams 480, 493  
 probability drop investigation 498  
 profit 75–6  
 proper fractions 30  
 proper subsets 87  
 proportion  
     direct 50–1, 166–8  
     inverse 53–4, 168  
 pyramids  
     surface area 376  
     volume 374  
 Pythagoras 281  
 Pythagoras' theorem 5, 401  
     in three dimensional objects 426–7, 430

## Q

quadratic equations  
 completing the square 140  
 graphical solution 195–6  
 graph of completed square form 197  
 solving by factorising 137–8  
 quadratic expressions,  
 factorising 110–11  
 quadratic formula 140  
 quadratic functions 193–5, 199  
 graph sketching 207–9  
 turning points 197  
 quadrilaterals 285–6  
 angles in 323–4  
 quartiles 534–5

## R

radius 285  
 range of data 504–5, 534–5  
 ratio method, direct proportion 50, 51  
 rational numbers 4, 8  
 ratios  
 dividing a quantity in a given ratio 52  
 increase and decrease by a given ratio 55  
 reading ages investigation 542–3  
 real numbers 5  
 rearranging formulae 105–6, 112–13  
 reciprocal functions 198, 199  
 graph sketching 211–13  
 reciprocals 5, 37  
 rectangles 285  
 perimeter and area 351  
 recurring decimals 39–40  
 conversion to fractions 40–1  
 reflections 452–3  
 reflective symmetry 310  
 reflex angles 282  
 relative frequency 482–3  
 reverse percentages 47–8  
 rhombuses 285  
 right-angled triangles 283, 394  
 Pythagoras' theorem 401  
 see also trigonometry  
 right angle–hypotenuse–side (RHS) rule, congruent triangles 305  
 right angles 282  
 roots 5, 8, 9–11

rotational symmetry 310–11  
 rotations 455, 457  
 rounding 13  
 upper and lower bounds 17–18  
 Roudoux 281

## S

scale drawings 289–90  
 scale factors  
 of enlargements 460, 461  
 of similar figures 293  
 scalene triangles 283  
 scatter diagrams 519–20  
 sectors 285  
 area 368  
 segment of a circle 285  
 selling price 75  
 semicircle, angle in 327  
 sequences 153  
 arithmetic 153–5  
 combinations of 163  
 exponential (geometric) 160–2  
 formulae for the  $n$ th term of 154  
 key sequences 163  
 with quadratic and cubic rules 156–9  
 term-to-term rules 153  
 set notation 480  
 sets 85  
 complement of a set 87–8  
 empty set 86  
 intersection of 88–9  
 problems involving 92  
 subsets 86–7  
 union of 89  
 universal set 87–8  
 Venn diagrams 88–9  
 short division 33  
 side–angle–side (SAS) rule, congruent triangles 304  
 side–side–side (SSS) rule, congruent triangles 303, 305  
 significant figures 14  
 similar shapes 284, 287, 293  
 area and volume 297  
 simple interest 76–7  
 simplest form of fractions 35  
 simplifying algebraic fractions 114–15, 118  
 simultaneous equations  
 elimination method 130–1  
 graphical solution 267–8

multiplying equations 132–3  
 with one linear and one non-linear equation 141  
 substitution method 131–2  
 sine curve 408–9  
 sine (sin) ratio 397–8  
 sine rule 418  
 speed 56–7, 58, 173  
 from distance–time graphs 174, 176, 184  
 speed–time graphs  
 acceleration and deceleration 177–8  
 area under 180–1  
 non-linear 185–6  
 spheres  
 surface area 373  
 volume 371  
 spread of data 504–5  
 square numbers 5–6, 163  
 square roots 9–10  
 irrational numbers 5, 8  
 squares (quadrilaterals) 285  
 standard form (scientific notation)  
 negative indices and small numbers 67–8  
 positive indices and large numbers 65–6  
 stationary points 234–6  
 statistics, history of 503  
 stem-and-leaf diagrams 511–12  
 back-to-back 512  
 straight line  
 equation of 257–63  
 gradient of 252–5  
 straight-line graphs 266  
 stretching a spring 246  
 subsets 86–7  
 substitution 105  
 subtraction  
 of fractions 36  
 of vectors 442  
 supplementary angles 333  
 surface area  
 of a cone 382  
 of a cuboid 359–60  
 of a cylinder 359–60  
 of a prism 362–3  
 of a pyramid 376  
 of a sphere 373  
 surveys 517  
 Swiss mathematicians 391  
 symmetry 310–11

## T

tally charts 510  
 tangent curve 411  
 tangent (tan) ratio 394–5  
 tangents, equation of 233  
 tangents to a circle 315  
   angle between a tangent  
   and a radius 328  
 tennis balls investigation 387  
 terms of a sequence 153  
 term-to-term rules for  
   sequences 153, 155  
 Thales of Alexandria 281  
 tiled walls investigation 342  
 time 83, 173  
 time and a half 74  
 towers of Hanoi investigation  
   436–7  
 transformations  
   combinations of 465–6  
   enlargements 460–1, 463  
   reflections 452–3  
   rotations 455, 457  
   translations 440–1, 458  
 translations 440–1, 458  
 trapeziums 286  
   area 354, 355  
 travel graphs  
   distance–time graphs 174,  
   176  
   non-linear 183–7  
   speed–time graphs 177–8,  
   180–1  
 tree diagrams 488–9, 491, 494  
 triangle count investigation  
   471–3  
 triangle numbers 163

triangles 283  
   angles in 321  
   area 352, 423  
   congruent 284, 303–5  
   construction of 288–9  
   ICT activity 342–3  
   similar 284, 293  
 trigonometric equations 412  
 trigonometry 394  
   angle between a line and a  
   plane 429–31  
   area of a triangle 423  
   cosine (cos) 399–400  
   cosine curve 410  
   cosine rule 420  
   ICT activity 437  
   sine (sin) 397–8  
   sine curve 408–9  
   sine rule 418  
   tangent (tan) 394–5  
   tangent curve 411  
   in three dimensions 426–7  
 turning points 197, 208  
 two-way tables 488

## U

union of sets ( $\cup$ ) 89  
 unitary method, direct  
   proportion 50, 51  
 units  
   converting from one unit to  
   another 347–9  
   metric 346–8  
 universal set 87–8  
 upper bounds 17–18  
   calculating with 19  
 upper quartile 534–5

## V

vector geometry 446  
 vectors  
   addition and  
   subtraction 442  
   ICT activity 473  
   magnitude of 444  
   multiplication by a scalar  
   442–3  
   position vectors 445  
   translations 440–1  
 Venn diagrams 88–9  
   probability calculations  
   480, 493  
 vertex of a triangle 352  
 vertically opposite  
   angles 319  
 Villani, Giovanni 503  
 volume  
   of a cone 377–9  
   of a prism 362  
   of a pyramid 374  
   of a sphere 371  
 volume factors 297  
 vulgar fractions (improper  
   fractions) 30, 31

## X

x-axis 250

## Y

y-axis 250

## Z

zero index 63, 123

**The Cambridge IGCSE® Core and Extended Mathematics Student's Book will help you to navigate the syllabus objectives confidently. It is supported by a Workbook, a Study and Revision Guide\*, as well as by Student and Whiteboard eTextbook editions and an Online Teacher's Guide. All the digital components are available via the Dynamic Learning platform.**

Cambridge IGCSE® Mathematics Core and Extended Fourth edition	ISBN 9781510421684
Cambridge IGCSE® Mathematics Core and Extended Workbook	ISBN 9781510421707
Cambridge IGCSE® Mathematics Core and Extended Study and Revision Guide	ISBN 9781510421714
Cambridge IGCSE® Mathematics Core and Extended Student eTextbook	ISBN 9781510420649
Cambridge IGCSE® Mathematics Core and Extended Whiteboard eTextbook	ISBN 9781510420656
Cambridge IGCSE® Mathematics Core and Extended Online Teacher's Guide	ISBN 9781510424197

**Includes additional interactive tests and videos**

\* The Study and Revision Guide has not been through the Cambridge International endorsement process.

### Online Teacher's Guide

Deliver more inventive and flexible Cambridge IGCSE® lessons with a cost-effective range of online resources.

- » Save time planning and ensure syllabus coverage with a scheme of work and expert teaching guidance.
- » Support non-native English speakers with a glossary of key terms.
- » Improve students' confidence with the worked solutions to all Student assessments, as well as numerical answers to all exercises in the Student's Book.

The Online Teacher's Guide is available via the Dynamic Learning platform. To find out more and sign up for a free, no obligation Dynamic Learning Trial, visit [www.hoddereducation.com/dynamiclearning](http://www.hoddereducation.com/dynamiclearning).

### Also available from March 2018:



To find your local agent please visit [www.hoddereducation.com/agents](http://www.hoddereducation.com/agents) or email [international.sales@hoddereducation.com](mailto:international.sales@hoddereducation.com)

IGCSE® is a registered trademark