

© International Baccalaureate Organization 2024

All rights reserved. No part of this product may be reproduced in any form or by any electronic or mechanical means, including information storage and retrieval systems, without the prior written permission from the IB. Additionally, the license tied with this product prohibits use of any selected files or extracts from this product. Use by third parties, including but not limited to publishers, private teachers, tutoring or study services, preparatory schools, vendors operating curriculum mapping services or teacher resource digital platforms and app developers, whether fee-covered or not, is prohibited and is a criminal offense.

More information on how to request written permission in the form of a license can be obtained from <https://ibo.org/become-an-ib-school/ib-publishing/licensing/applying-for-a-license/>.

© Organisation du Baccalauréat International 2024

Tous droits réservés. Aucune partie de ce produit ne peut être reproduite sous quelque forme ni par quelque moyen que ce soit, électronique ou mécanique, y compris des systèmes de stockage et de récupération d'informations, sans l'autorisation écrite préalable de l'IB. De plus, la licence associée à ce produit interdit toute utilisation de tout fichier ou extrait sélectionné dans ce produit. L'utilisation par des tiers, y compris, sans toutefois s'y limiter, des éditeurs, des professeurs particuliers, des services de tutorat ou d'aide aux études, des établissements de préparation à l'enseignement supérieur, des fournisseurs de services de planification des programmes d'études, des gestionnaires de plateformes pédagogiques en ligne, et des développeurs d'applications, moyennant paiement ou non, est interdite et constitue une infraction pénale.

Pour plus d'informations sur la procédure à suivre pour obtenir une autorisation écrite sous la forme d'une licence, rendez-vous à l'adresse <https://ibo.org/become-an-ib-school/ib-publishing/licensing/applying-for-a-license/>.

© Organización del Bachillerato Internacional, 2024

Todos los derechos reservados. No se podrá reproducir ninguna parte de este producto de ninguna forma ni por ningún medio electrónico o mecánico, incluidos los sistemas de almacenamiento y recuperación de información, sin la previa autorización por escrito del IB. Además, la licencia vinculada a este producto prohíbe el uso de todo archivo o fragmento seleccionado de este producto. El uso por parte de terceros —lo que incluye, a título enunciativo, editoriales, profesores particulares, servicios de apoyo académico o ayuda para el estudio, colegios preparatorios, desarrolladores de aplicaciones y entidades que presten servicios de planificación curricular u ofrezcan recursos para docentes mediante plataformas digitales—, ya sea incluido en tasas o no, está prohibido y constituye un delito.

En este enlace encontrará más información sobre cómo solicitar una autorización por escrito en forma de licencia: <https://ibo.org/become-an-ib-school/ib-publishing/licensing/applying-for-a-license/>.

Mathematics: analysis and approaches
Standard level
Paper 2

2 May 2024

Zone A morning | **Zone B** morning | **Zone C** morning

Candidate session number

1 hour 30 minutes

--	--	--	--	--	--	--	--	--	--

Instructions to candidates

- Write your session number in the boxes above.
- Do not open this examination paper until instructed to do so.
- A graphic display calculator is required for this paper.
- Section A: answer all questions. Answers must be written within the answer boxes provided.
- Section B: answer all questions in the answer booklet provided. Fill in your session number on the front of the answer booklet, and attach it to this examination paper and your cover sheet using the tag provided.
- Unless otherwise stated in the question, all numerical answers should be given exactly or correct to three significant figures.
- A clean copy of the **mathematics: analysis and approaches SL formula booklet** is required for this paper.
- The maximum mark for this examination paper is **[80 marks]**.



Full marks are not necessarily awarded for a correct answer with no working. Answers must be supported by working and/or explanations. Solutions found from a graphic display calculator should be supported by suitable working. For example, if graphs are used to find a solution, you should sketch these as part of your answer. Where an answer is incorrect, some marks may be given for a correct method, provided this is shown by written working. You are therefore advised to show all working.

Section A

Answer **all** questions. Answers must be written within the answer boxes provided. Working may be continued below the lines, if necessary.

1. [Maximum mark: 7]

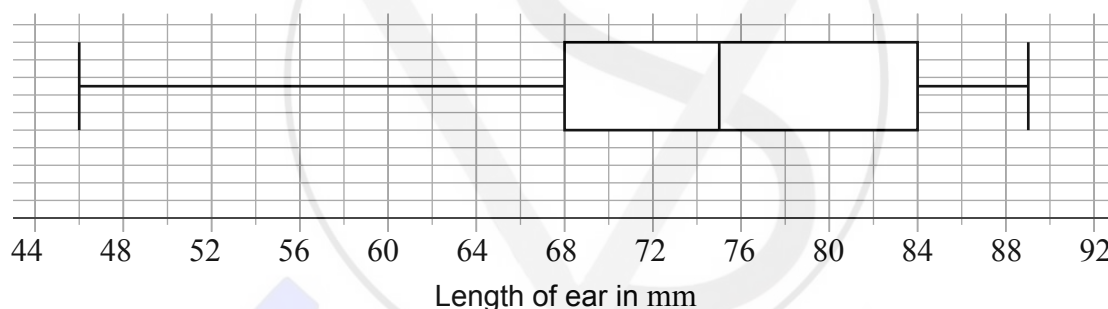
Janie claims that rabbits in Australia have longer ears than rabbits in Spain.

To test her claim, a randomly selected sample of rabbits was collected in each country.

The length of one ear of each rabbit was measured and the value recorded correct to the nearest millimetre (mm).

In the Australian sample, the median recorded value was 80 mm and the interquartile range was 11 mm.

The recorded values for the Spanish sample are shown in the following box and whisker diagram.



(a) Complete the following table for the recorded values of the lengths of the rabbits' ears in each sample. [3]

	Australia	Spain
Median (mm)	80	
Interquartile range (mm)	11	

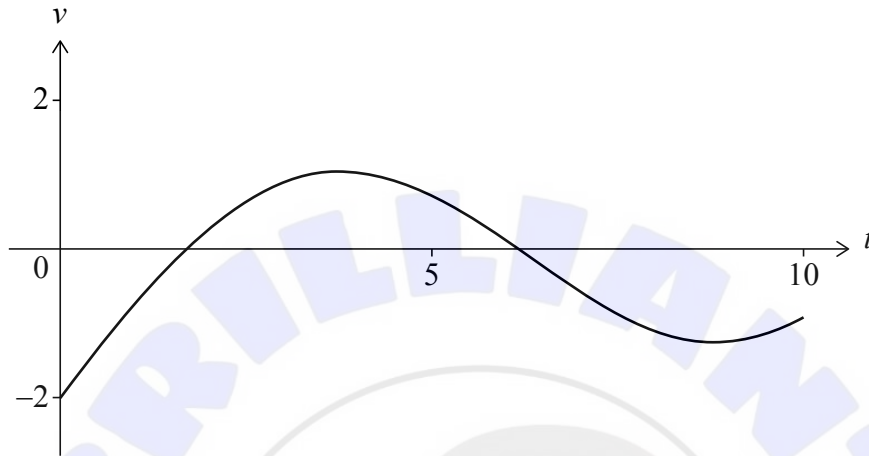
(This question continues on the following page)



5. [Maximum mark: 6]

A particle moves in a straight line such that it passes through a fixed point O at time $t = 0$, where t represents time measured in seconds after passing O. For $0 \leq t \leq 10$ its velocity, v metres per second, is given by $v = 2 \sin(0.5t) + 0.3t - 2$.

The graph of v is shown in the following diagram.



- (a) Find the smallest value of t when the particle changes direction. [2]

The displacement of the particle is measured in metres from O.

- (b) Find the range of values of t for which the displacement of the particle is increasing. [2]
- (c) Find the displacement of the particle relative to O when $t = 10$. [2]

.....

.....

.....

.....

.....

.....

.....

.....

.....

.....

.....

.....

.....

.....

.....

.....

.....

.....

.....

.....

.....

.....

.....



6. [Maximum mark: 7]

A class is given two tests, Test A and Test B. Each test is scored out of a total of 100 marks. The scores of the students are shown in the following table.

Student	1	2	3	4	5	6	7	8	9	10
Test A	52	71	100	93	81	80	88	100	70	61
Test B	58	80	92	98	90	82	100	100	65	74

Let x be the score on Test A and y be the score on Test B.

The teacher finds that the equation of the regression line of y on x for these scores is $y = 0.822x + 18.4$.

- (a) Find the value of Pearson’s product-moment correlation coefficient, r . [2]

Giovanni was absent for Test A and Paulo was absent for Test B.

The teacher uses the regression line of y on x to estimate the missing scores.

Paulo scored 10 on Test A.

The teacher estimated his score on Test B to be 27 to the nearest integer using the following calculation:

$$y = 0.822(10) + 18.4 \approx 27$$

- (b) Give a reason why this method is not appropriate for Paulo. [1]

Giovanni scored 90 on Test B.

The teacher estimated his score on Test A to be 87 to the nearest integer using the following calculation:

$$90 = 0.822x + 18.4, \text{ so } x = \frac{90 - 18.4}{0.822} \approx 87$$

- (c) (i) Give a reason why this method is not appropriate for Giovanni.
 (ii) Use an appropriate method to show that the estimated Test A score for Giovanni is 86 to the nearest integer. [4]

(This question continues on the following page)





Please **do not** write on this page.

Answers written on this page
will not be marked.



Do **not** write solutions on this page.

Section B

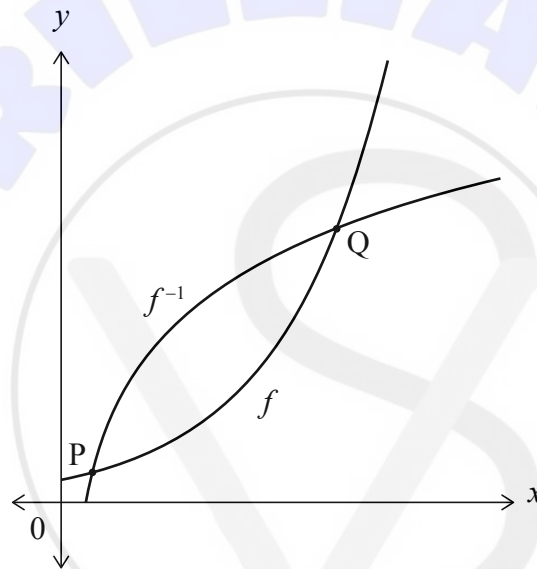
Answer **all** questions in the answer booklet provided. Please start each question on a new page.

7. [Maximum mark: 12]

Consider the function defined by $f(x) = \frac{3}{2}e^{x-2}$, $0 \leq x \leq 4$.

(a) Show that the inverse function is given by $f^{-1}(x) = 2 + \ln\left(\frac{2x}{3}\right)$. [3]

The graphs of f and f^{-1} intersect at two points P and Q, as shown on the following diagram.



(b) Find PQ. [3]

The graph of f is reflected in the x -axis and then translated parallel to the y -axis by 5 units in the positive direction to give the graph of a function g .

(c) Write down

(i) an expression for $g(x)$;

(ii) the domain of g . [3]

(d) Solve the equation $f(x) = g(x)$. Give your answer in the form $x = a + \ln b$, where $a, b \in \mathbb{Q}$. [3]



Do **not** write solutions on this page.

8. [Maximum mark: 16]


Sule Skerry and Rockall are small islands in the Atlantic Ocean, in the same time zone.

On a given day, the height of water in metres at Sule Skerry is modelled by the function $H(t) = 1.63 \sin(0.513(t - 8.20)) + 2.13$, where t is the number of hours after midnight.

The following graph shows the height of the water for 15 hours, starting at midnight.

At low tide the height of the water is 0.50 m. At high tide the height of the water is 3.76 m.

All heights are given correct to two decimal places.



- (a) The length of time between the first low tide and the first high tide is 6 hours and m minutes. Find the value of m to the nearest integer. [3]
- (b) Between two consecutive high tides, determine the length of time, in hours, for which the height of the water is less than 1 metre. [2]
- (c) Find the rate of change of the height of the water when $t = 13$, giving your answer in metres per hour. [2]

(This question continues on the following page)



Do **not** write solutions on this page.

(Question 8 continued)

On the same day, the height of water at the second island, Rockall, is modelled by the function $h(t) = a \sin(b(t - c)) + d$, where t is the number of hours after midnight, and $a, b, c, d > 0$.

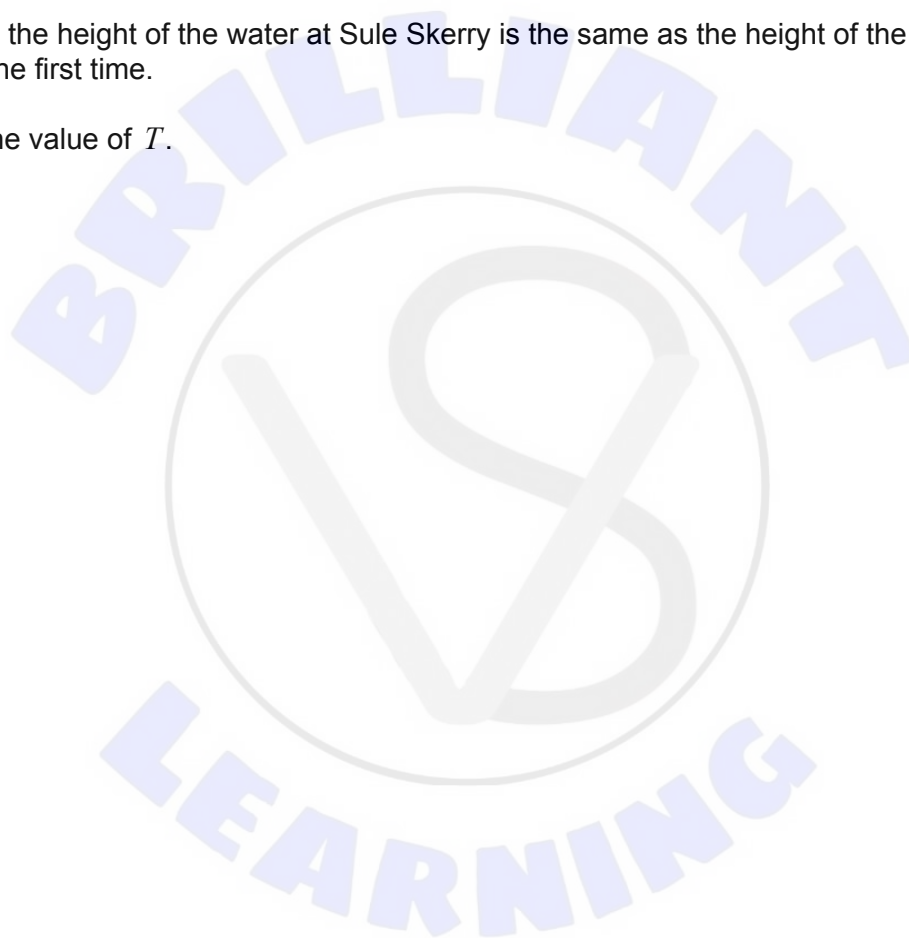
The first low tide occurs at 02:41 when the height of the water is 0.40 m.

The first high tide occurs at 09:02 when the height of the water is 2.74 m.

(d) Find the values of a, b, c and d . [7]

When $t = T$, the height of the water at Sule Skerry is the same as the height of the water at Rockall for the first time.

(e) Find the value of T . [2]



Do **not** write solutions on this page.

9. [Maximum mark: 16]

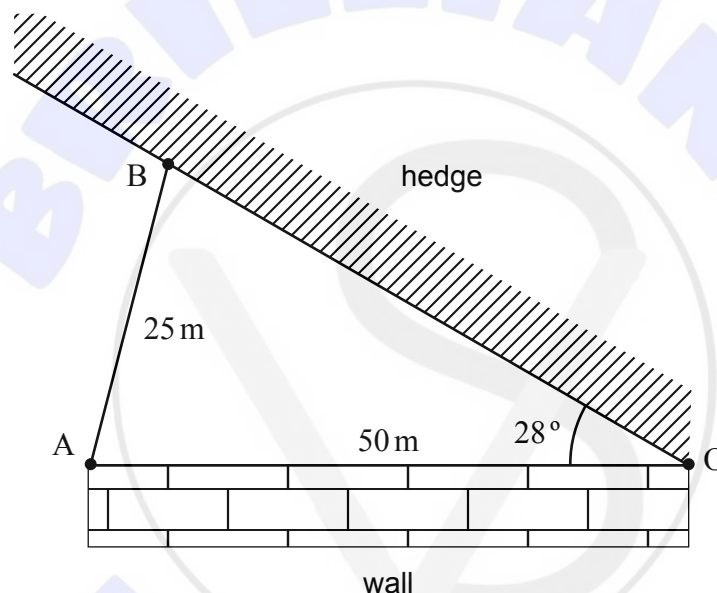
All angles in this question are given in degrees.

A farmer owns land which lies between a wall and a hedge. The wall has a length of 50 m and lies between points O and A. The hedge meets the wall at O and the angle between the wall and the hedge is 28° .

The farmer plans to form a triangular field for her prizewinning goats by placing a fence with a fixed length of 25 metres from point A to the hedge. The fence meets the hedge at a point B.

The information is shown on the following diagram.

diagram not to scale



- (a) (i) Find the two possible sizes of \hat{OAB} , giving your answers in degrees.
 (ii) Hence, find the two possible areas of the triangular field.

[8]

(This question continues on the following page)



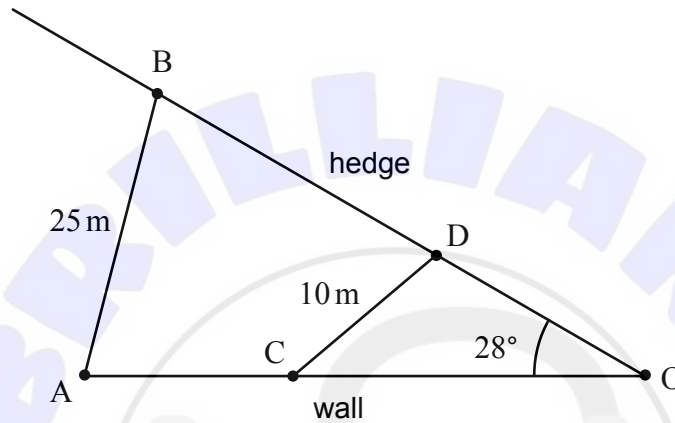
Do **not** write solutions on this page.

(Question 9 continued)

One of the goats, Brenda, fights with the other goats. The farmer plans to place a second fence with a fixed length of 10 metres between the wall and the hedge to form a small triangular field inside OAB for Brenda.

The information is shown on the following diagram.

diagram not to scale



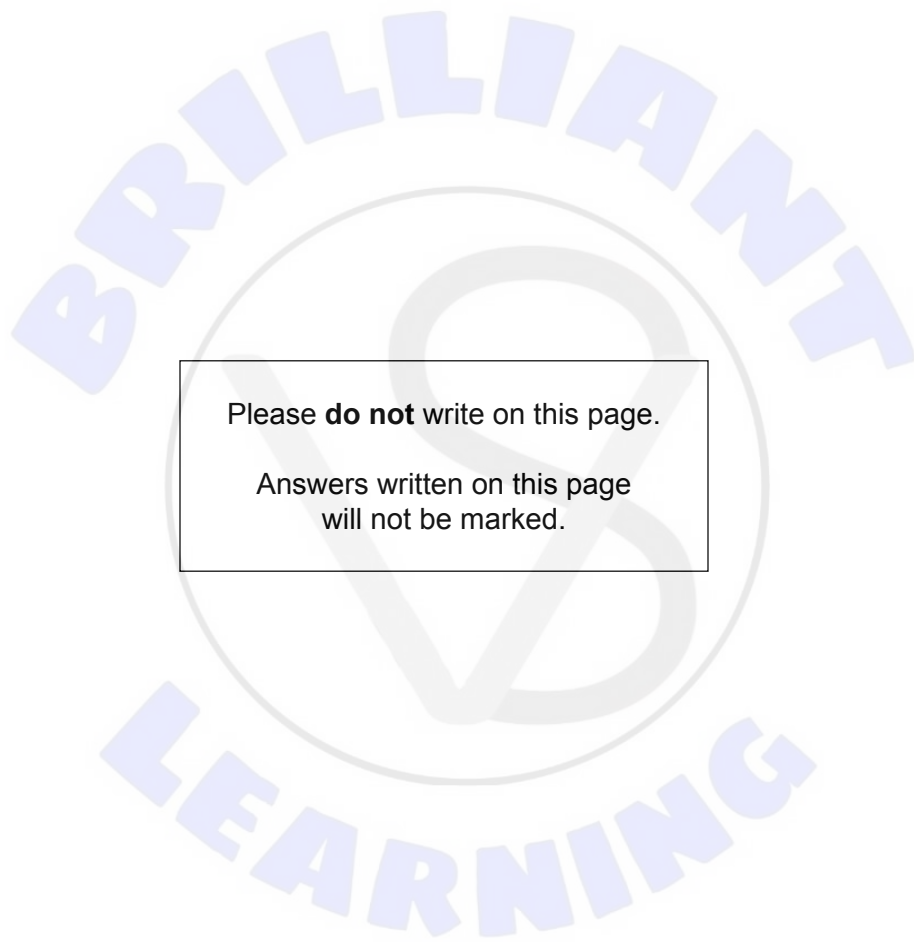
The small triangular field OCD has an area of 60 m^2 .

Let x be the distance OC and let y be the distance OD.

(b) Show that $x^2 + y^2 = 100 + \frac{240}{\tan 28^\circ}$. [5]

(c) Hence, determine the two possible lengths of OC. [3]





Please **do not** write on this page.

Answers written on this page
will not be marked.

