

© International Baccalaureate Organization 2024

All rights reserved. No part of this product may be reproduced in any form or by any electronic or mechanical means, including information storage and retrieval systems, without the prior written permission from the IB. Additionally, the license tied with this product prohibits use of any selected files or extracts from this product. Use by third parties, including but not limited to publishers, private teachers, tutoring or study services, preparatory schools, vendors operating curriculum mapping services or teacher resource digital platforms and app developers, whether fee-covered or not, is prohibited and is a criminal offense.

More information on how to request written permission in the form of a license can be obtained from <https://ibo.org/become-an-ib-school/ib-publishing/licensing/applying-for-a-license/>.

© Organisation du Baccalauréat International 2024

Tous droits réservés. Aucune partie de ce produit ne peut être reproduite sous quelque forme ni par quelque moyen que ce soit, électronique ou mécanique, y compris des systèmes de stockage et de récupération d'informations, sans l'autorisation écrite préalable de l'IB. De plus, la licence associée à ce produit interdit toute utilisation de tout fichier ou extrait sélectionné dans ce produit. L'utilisation par des tiers, y compris, sans toutefois s'y limiter, des éditeurs, des professeurs particuliers, des services de tutorat ou d'aide aux études, des établissements de préparation à l'enseignement supérieur, des fournisseurs de services de planification des programmes d'études, des gestionnaires de plateformes pédagogiques en ligne, et des développeurs d'applications, moyennant paiement ou non, est interdite et constitue une infraction pénale.

Pour plus d'informations sur la procédure à suivre pour obtenir une autorisation écrite sous la forme d'une licence, rendez-vous à l'adresse <https://ibo.org/become-an-ib-school/ib-publishing/licensing/applying-for-a-license/>.

© Organización del Bachillerato Internacional, 2024

Todos los derechos reservados. No se podrá reproducir ninguna parte de este producto de ninguna forma ni por ningún medio electrónico o mecánico, incluidos los sistemas de almacenamiento y recuperación de información, sin la previa autorización por escrito del IB. Además, la licencia vinculada a este producto prohíbe el uso de todo archivo o fragmento seleccionado de este producto. El uso por parte de terceros —lo que incluye, a título enunciativo, editoriales, profesores particulares, servicios de apoyo académico o ayuda para el estudio, colegios preparatorios, desarrolladores de aplicaciones y entidades que presten servicios de planificación curricular u ofrezcan recursos para docentes mediante plataformas digitales—, ya sea incluido en tasas o no, está prohibido y constituye un delito.

En este enlace encontrará más información sobre cómo solicitar una autorización por escrito en forma de licencia: <https://ibo.org/become-an-ib-school/ib-publishing/licensing/applying-for-a-license/>.

# Mathematics: applications and interpretation

## Higher level

### Paper 2

2 May 2024

Zone A morning | Zone B morning | Zone C morning

2 hours

---

#### Instructions to candidates

- Do not open this examination paper until instructed to do so.
- A graphic display calculator is required for this paper.
- Answer all the questions in the answer booklet provided.
- Unless otherwise stated in the question, all numerical answers should be given exactly or correct to three significant figures.
- A clean copy of the **mathematics: applications and interpretation HL formula booklet** is required for this paper.
- The maximum mark for this examination paper is **[110 marks]**.



Blank page

Answer **all** questions in the answer booklet provided. Please start each question on a new page. Full marks are not necessarily awarded for a correct answer with no working. Answers must be supported by working and/or explanations. Solutions found from a graphic display calculator should be supported by suitable working. For example, if graphs are used to find a solution, you should sketch these as part of your answer. Where an answer is incorrect, some marks may be given for a correct method, provided this is shown by written working. You are therefore advised to show all working.

1. [Maximum mark: 15]

The company Fred Express delivers packages. From past experience, the time taken,  $T$ , to deliver a package follows a normal distribution with mean 64 hours and standard deviation 12 hours.

(a) State  $P(T < 64)$ . [1]

(b) Find  $P(44 < T < 64)$ . [2]

30% of packages are delivered in less than  $k$  hours.

(c) (i) Sketch a diagram of this normal distribution, shading the region that represents  $P(T < k)$ .

(ii) Find the value of  $k$ . [4]

For quality control, the manager randomly selects five outgoing packages. These selections are independent.

(d) Find the probability that exactly two of these packages are delivered in less than  $k$  hours. [3]

Fred Express charges a fixed amount of \$4.50 for any package weighing 1 kg or less. Heavier packages are charged an additional fee of \$2.00 per kg. This fee is applied for any weight **in excess of** 1 kg. For example, a 1.5 kg package is charged an additional \$1.00.

(e) Write down an expression for the amount charged to deliver a package of weight  $x$  kg, where  $x > 1$ . [2]

(f) Find the amount Fred Express charges for a 5.3 kg package. [1]

Meiling is charged \$7.20 for the delivery of a package.

(g) Find the weight of Meiling's package. [2]

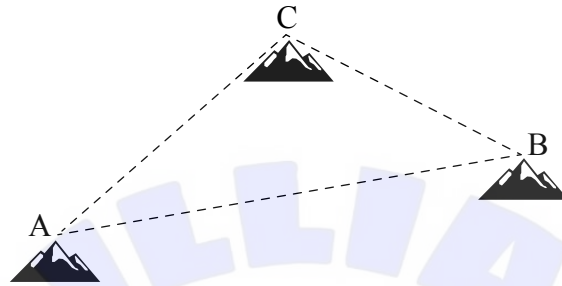
Turn over

2. [Maximum mark: 12]

A national park contains three mountains whose summits are at points A, B and C.

According to a coordinate system, the position of A is (0, 0, 2.8) and the position of B is (7.2, 5.1, 2.4). All the values are in kilometres.

diagram not to scale



- (a) (i) Find the vector  $\vec{AB}$ .  
(ii) Hence find  $AB$ , the distance between A and B. [3]

The vector  $\vec{AC}$  is parallel to the vector  $\begin{pmatrix} 1.1 \\ 8.4 \\ 0.2 \end{pmatrix}$ .

- (b) Find the angle between  $\begin{pmatrix} 1.1 \\ 8.4 \\ 0.2 \end{pmatrix}$  and  $\vec{AB}$ . [5]

The angle between  $\vec{BA}$  and  $\vec{BC}$  is  $55.2^\circ$ .

- (c) Use the sine rule to find  $AC$ . [4]

3. [Maximum mark: 13]

A shop uses the following model to estimate  $n$ , the number of smoothies sold per day, in terms of  $x$ , the price of a single smoothie in pesos.

$$n = \frac{40\,000}{x^2}$$

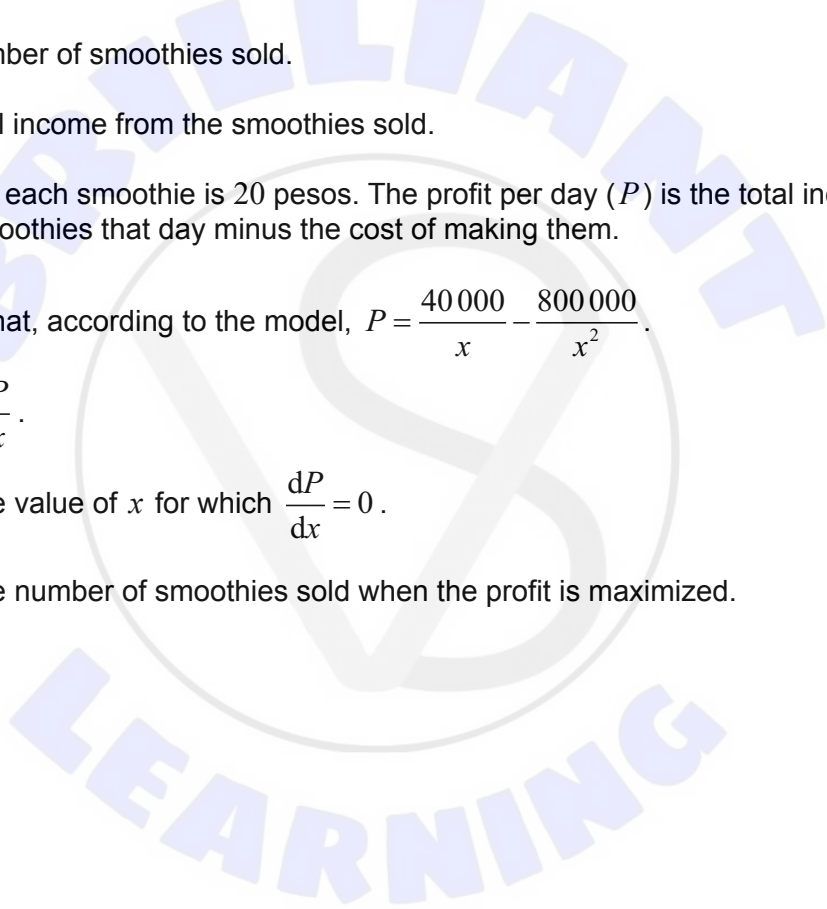
The maximum number of smoothies the shop can make in a day is 400.

(a) Find the maximum price they could charge per smoothie for the shop to sell 400 in one day. [2]

(b) On a day when the shop sells smoothies at 50 pesos each, use the model to find  
(i) the number of smoothies sold.  
(ii) the total income from the smoothies sold. [2]

The cost of making each smoothie is 20 pesos. The profit per day ( $P$ ) is the total income from the sale of smoothies that day minus the cost of making them.

(c) (i) Show that, according to the model,  $P = \frac{40\,000}{x} - \frac{800\,000}{x^2}$ .  
(ii) Find  $\frac{dP}{dx}$ .  
(iii) Find the value of  $x$  for which  $\frac{dP}{dx} = 0$ .  
(iv) Find the number of smoothies sold when the profit is maximized. [9]



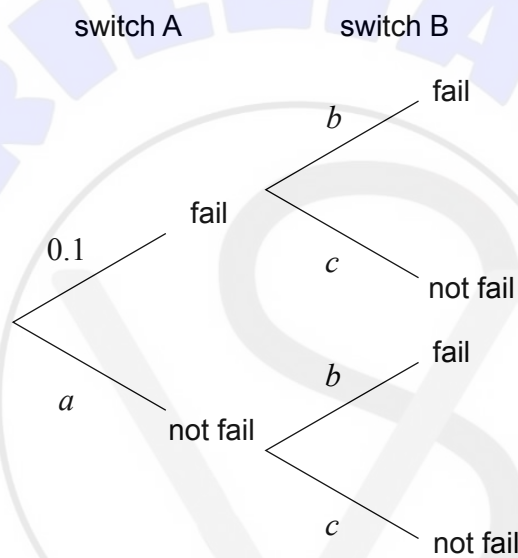
4. [Maximum mark: 12]

A type of generator will only function if a particular switch is working. The generator has a main switch, A, and a 'back up' switch, B.

The manufacturer claims the probability of switch A failing within one month of being fitted is 0.1 and the probability of the cheaper switch B failing within one month is 0.3. Whether or not a switch fails is independent of the state of the other switch.

If both switches fail, the generator needs to shut down to replace the switches. Both switches are replaced after a month of use (whether they have failed or not) or whenever the generator needs to be shut down.

The following tree diagram shows the probabilities of a switch failing within one month of them both being replaced, assuming the manufacturer's claim is correct.



(a) Write down the values of

(i)  $a$ .

(ii)  $b$ .

(iii)  $c$ .

[2]

(b) Hence find the probability that the generator needs to shut down within one month of the switches being replaced.

[1]

**(This question continues on the following page)**

**(Question 4 continued)**

The owner of the generator is suspicious of the switch manufacturer's claims, so they look back through the past 200 occasions when the switches were replaced. The records show whether no switches, one switch or two switches had failed.

The data the owner collected are shown in the following table.

<b>No switch fails</b>	<b>One switch fails</b>	<b>Two switches fail</b>
118	72	10

- (c) Perform a  $\chi^2$  goodness of fit test at the 5% significance level to test whether the manufacturer's claims are correct using the following hypotheses.

$H_0$ : The manufacturer's claims are correct.  
 $H_1$ : The manufacturer's claims are not both correct.

[9]



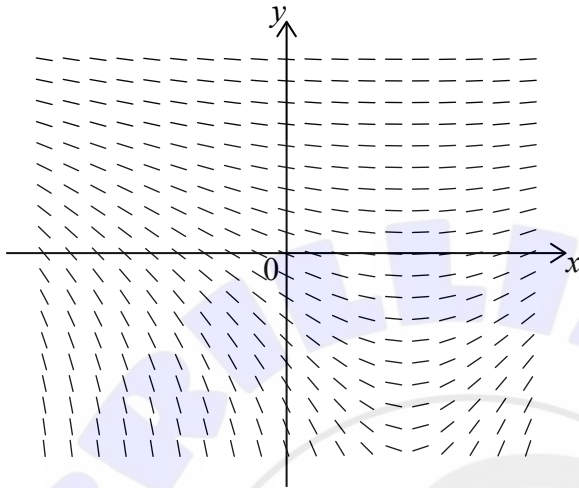
**Turn over**

5. [Maximum mark: 13]

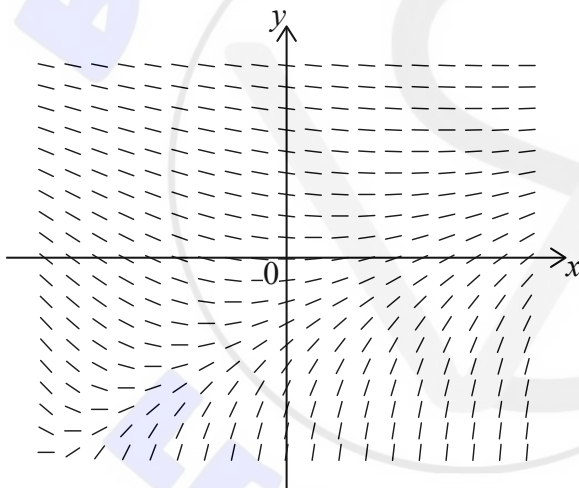
Consider the differential equation  $\frac{dy}{dx} = \frac{x}{e^{2y}}$ .

(a) Identify which of the following diagrams, **A**, **B** or **C**, represents the slope field for the differential equation. Give a reason for your answer. [2]

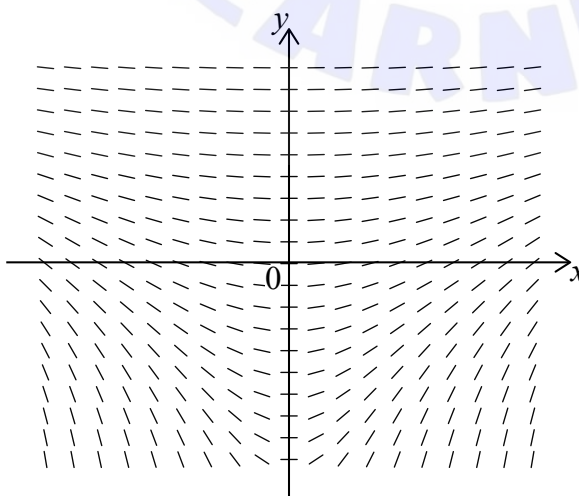
**A.**



**B.**



**C.**



(This question continues on the following page)

**(Question 5 continued)**

It is given that, for a particular solution,  $x = 0$  and  $y = 0$ .

(b) Find an expression for  $y$ , in terms of  $x$ , for this solution. [7]

(c) Find  $\frac{dy}{dx}$ , in terms of  $x$ , by differentiating your answer from part (b). [2]

(d) Hence verify that your answer to part (b) is a solution to  $\frac{dy}{dx} = \frac{x}{e^{2y}}$ . [2]



**Turn over**

6. [Maximum mark: 13]

Taylor is playing a computer game in which they shoot at spaceships and battleships. The number of spaceships they hit per minute can be modelled by a Poisson distribution with mean 4.2. The number of battleships they hit per minute can be modelled by a Poisson distribution with a mean of 2.3. Any single hit occurs independently of all others.

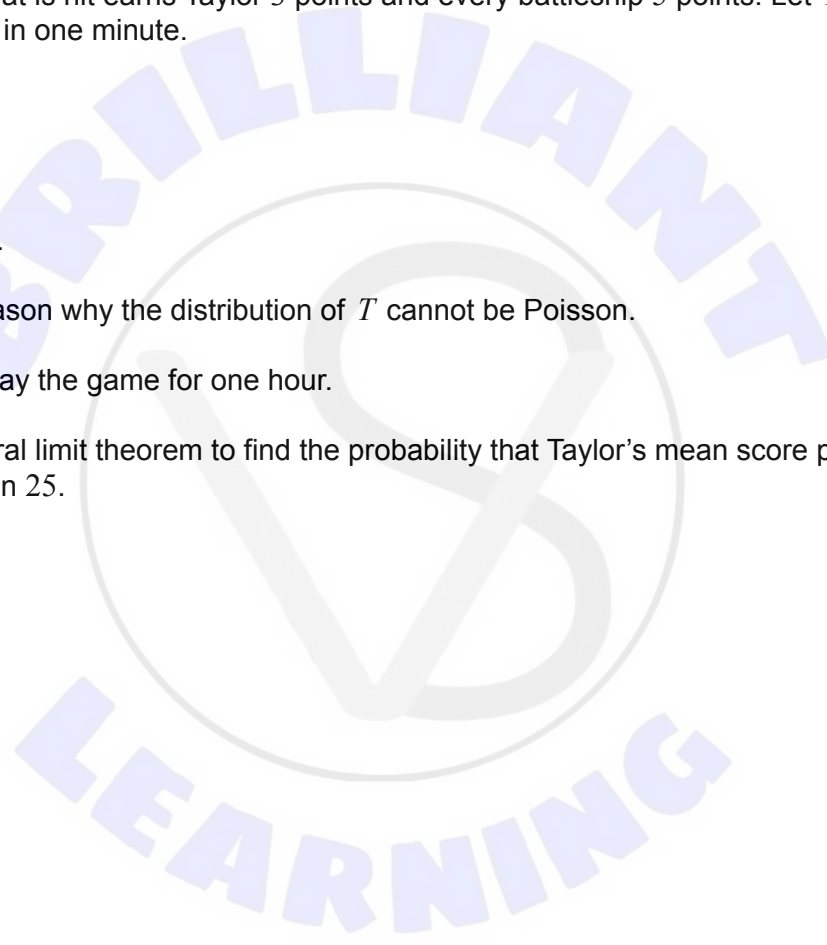
- (a) Find the probability Taylor hits
  - (i) at most 10 spaceships in 2 minutes.
  - (ii) a total of more than 10 spaceships and battleships in one minute. [5]

Every spaceship that is hit earns Taylor 3 points and every battleship 5 points. Let  $T$  be the total points earned in one minute.

- (b) Find
  - (i)  $E(T)$ .
  - (ii)  $\text{Var}(T)$ . [3]
- (c) State one reason why the distribution of  $T$  cannot be Poisson. [1]

Taylor intends to play the game for one hour.

- (d) Use the central limit theorem to find the probability that Taylor's mean score per minute is greater than 25. [4]



7. [Maximum mark: 14]

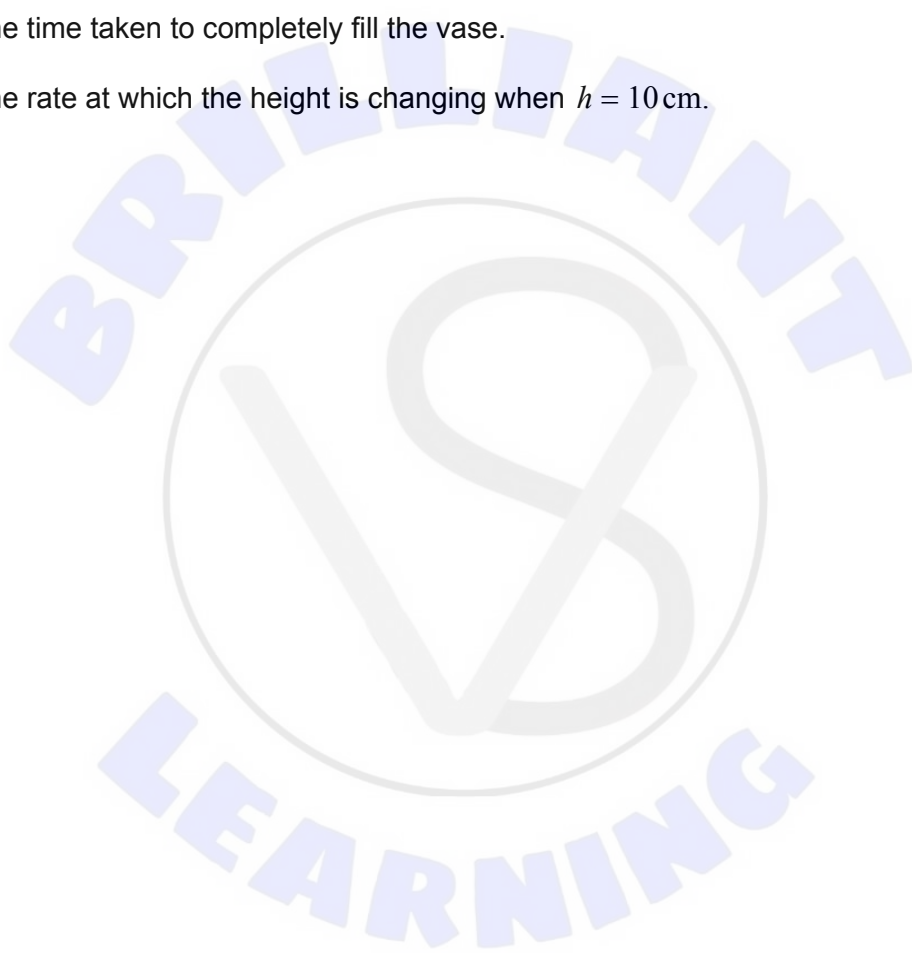
The interior of a vase is modelled by rotating the region bounded by the curve  $y = \frac{1}{2}x^2 - 1$ , and the lines  $x = 0$ ,  $y = 0$  and  $y = 15$ , through  $2\pi$  radians about the  $y$ -axis. The values of  $x$  and  $y$  are measured in centimetres.

The vase is filled with water to a height of  $h$  cm.

- (a) Find an explicit expression for the volume of water in terms of  $h$ . [5]

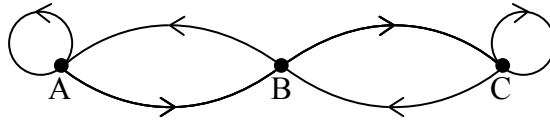
The vase is filled at a rate of  $20 \text{ cm}^3 \text{ s}^{-1}$ .

- (b) Find the time taken to completely fill the vase. [2]  
(c) Find the rate at which the height is changing when  $h = 10$  cm. [7]



8. [Maximum mark: 18]

(a) Write down the adjacency matrix for the directed graph shown below. [2]



(b) Find the total number of walks of length 5 from A to B. [3]

A bird sits on one of three posts, labelled A, B and C, with B between A and C. When the bird moves, it will either fly to an adjacent post or return to the same post according to the following pattern.

- If it is on B, it will fly to A or C, each with a probability of 0.5.
- If it is on A or C, it will return to the same post with a probability of 0.5 or fly to B with a probability of 0.5.

The possible flights of the bird can be represented by the graph in part (a).

(c) (i) Every possible sequence of 5 flights by the bird has the same probability of occurring. State this probability.  
(ii) Use your answer to part (b) to find the probability that if the bird was initially on post A, it will be on post B after 5 flights. [3]

A second bird often joins the first on the posts. Their flights now follow the pattern given below.

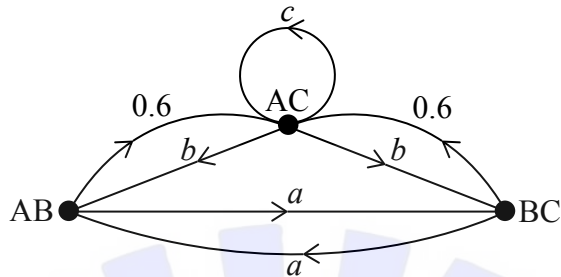
- The birds will never sit on the same post.
- They will always fly from the posts at the same time.
- If they are on adjacent posts, the bird on post B will **always** fly to the vacant end post. The other bird will fly to post B with a probability of 0.4 or return to the same post with a probability of 0.6.
- If they are each on one of the end posts, they will fly to post B with a probability of 0.5 or return to the same post with a probability of 0.5. However, if they both try to fly to post B at the same time, they will see the other one doing so and both will immediately return to the post they were previously on.

(This question continues on the following page)

**(Question 8 continued)**

The possible flights of the two birds can be represented by the following transition diagram, where the three vertices represent which posts are **occupied**.

**diagram not to scale**



- (d) Write down the value of
    - (i)  $a$ .
    - (ii)  $b$ .
    - (iii)  $c$ . [3]
  
  - (e) Given that the birds are initially on posts A and B, find the probability they will be on posts B and C after 5 flights. [4]
  
  - The birds continue this pattern of flights for a long period.
  
  - (f) Given that the time between flights is always the same, find the post which is sat on least and the proportion of the time it is free. [3]
-