

© International Baccalaureate Organization 2021

All rights reserved. No part of this product may be reproduced in any form or by any electronic or mechanical means, including information storage and retrieval systems, without the prior written permission from the IB. Additionally, the license tied with this product prohibits use of any selected files or extracts from this product. Use by third parties, including but not limited to publishers, private teachers, tutoring or study services, preparatory schools, vendors operating curriculum mapping services or teacher resource digital platforms and app developers, whether fee-covered or not, is prohibited and is a criminal offense.

More information on how to request written permission in the form of a license can be obtained from <https://ibo.org/become-an-ib-school/ib-publishing/licensing/applying-for-a-license/>.

© Organisation du Baccalauréat International 2021

Tous droits réservés. Aucune partie de ce produit ne peut être reproduite sous quelque forme ni par quelque moyen que ce soit, électronique ou mécanique, y compris des systèmes de stockage et de récupération d'informations, sans l'autorisation écrite préalable de l'IB. De plus, la licence associée à ce produit interdit toute utilisation de tout fichier ou extrait sélectionné dans ce produit. L'utilisation par des tiers, y compris, sans toutefois s'y limiter, des éditeurs, des professeurs particuliers, des services de tutorat ou d'aide aux études, des établissements de préparation à l'enseignement supérieur, des fournisseurs de services de planification des programmes d'études, des gestionnaires de plateformes pédagogiques en ligne, et des développeurs d'applications, moyennant paiement ou non, est interdite et constitue une infraction pénale.

Pour plus d'informations sur la procédure à suivre pour obtenir une autorisation écrite sous la forme d'une licence, rendez-vous à l'adresse <https://ibo.org/become-an-ib-school/ib-publishing/licensing/applying-for-a-license/>.

© Organización del Bachillerato Internacional, 2021

Todos los derechos reservados. No se podrá reproducir ninguna parte de este producto de ninguna forma ni por ningún medio electrónico o mecánico, incluidos los sistemas de almacenamiento y recuperación de información, sin la previa autorización por escrito del IB. Además, la licencia vinculada a este producto prohíbe el uso de todo archivo o fragmento seleccionado de este producto. El uso por parte de terceros —lo que incluye, a título enunciativo, editoriales, profesores particulares, servicios de apoyo académico o ayuda para el estudio, colegios preparatorios, desarrolladores de aplicaciones y entidades que presten servicios de planificación curricular u ofrezcan recursos para docentes mediante plataformas digitales—, ya sea incluido en tasas o no, está prohibido y constituye un delito.

En este enlace encontrará más información sobre cómo solicitar una autorización por escrito en forma de licencia: <https://ibo.org/become-an-ib-school/ib-publishing/licensing/applying-for-a-license/>.

**Mathematics: analysis and approaches**  
**Higher level**  
**Paper 2**

Friday 7 May 2021 (morning)

Candidate session number

|  |  |  |  |  |  |  |  |  |  |
|--|--|--|--|--|--|--|--|--|--|
|  |  |  |  |  |  |  |  |  |  |
|--|--|--|--|--|--|--|--|--|--|

2 hours

**Instructions to candidates**

- Write your session number in the boxes above.
- Do not open this examination paper until instructed to do so.
- A graphic display calculator is required for this paper.
- Section A: answer all questions. Answers must be written within the answer boxes provided.
- Section B: answer all questions in the answer booklet provided. Fill in your session number on the front of the answer booklet, and attach it to this examination paper and your cover sheet using the tag provided.
- Unless otherwise stated in the question, all numerical answers should be given exactly or correct to three significant figures.
- A clean copy of the **mathematics: analysis and approaches formula booklet** is required for this paper.
- The maximum mark for this examination paper is **[110 marks]**.



Full marks are not necessarily awarded for a correct answer with no working. Answers must be supported by working and/or explanations. Solutions found from a graphic display calculator should be supported by suitable working. For example, if graphs are used to find a solution, you should sketch these as part of your answer. Where an answer is incorrect, some marks may be given for a correct method, provided this is shown by written working. You are therefore advised to show all working.

### Section A

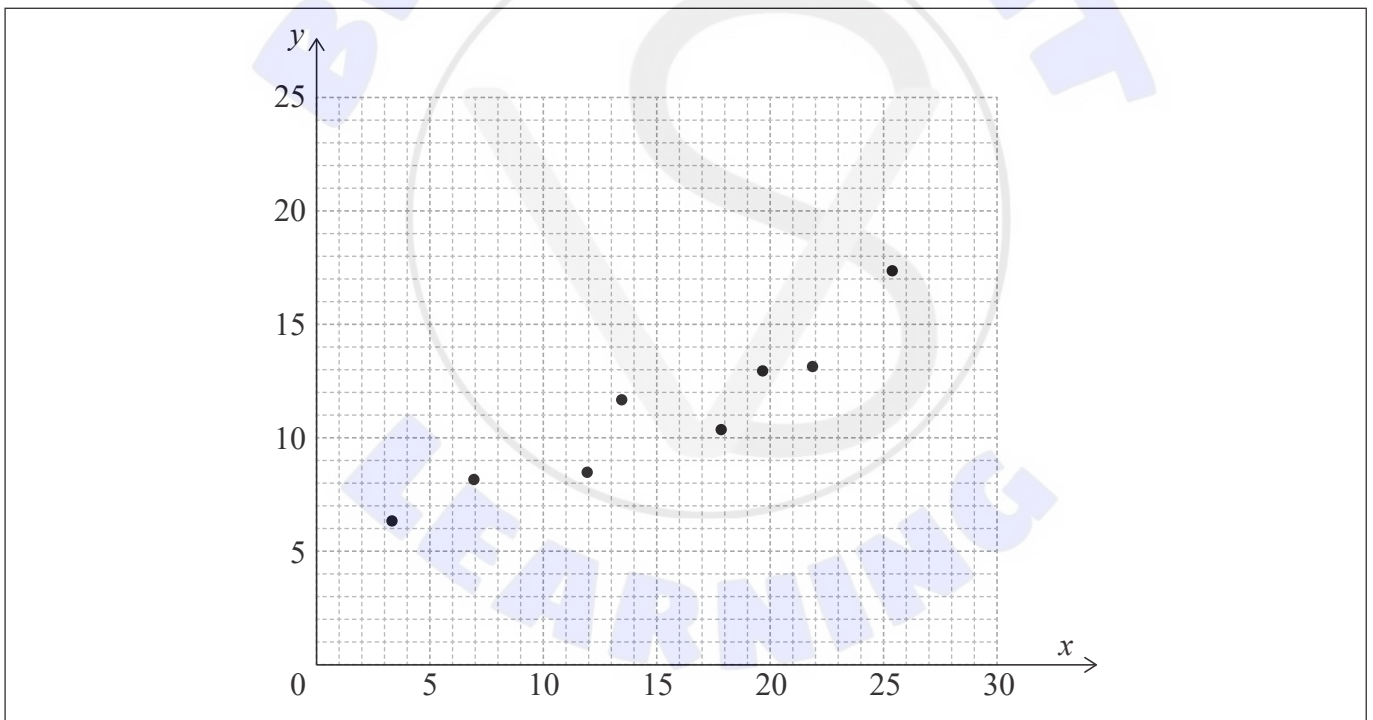
Answer **all** questions. Answers must be written within the answer boxes provided. Working may be continued below the lines, if necessary.

1. [Maximum mark: 7]

The following table shows the data collected from an experiment.

|     |     |     |      |      |      |      |      |      |
|-----|-----|-----|------|------|------|------|------|------|
| $x$ | 3.3 | 6.9 | 11.9 | 13.4 | 17.8 | 19.6 | 21.8 | 25.3 |
| $y$ | 6.3 | 8.1 | 8.4  | 11.6 | 10.3 | 12.9 | 13.1 | 17.3 |

The data is also represented on the following scatter diagram.



(This question continues on the following page)



**(Question 1 continued)**

The relationship between  $x$  and  $y$  can be modelled by the regression line of  $y$  on  $x$  with equation  $y = ax + b$ , where  $a, b \in \mathbb{R}$ .

- (a) Write down the value of  $a$  and the value of  $b$ . [2]
- (b) Use this model to predict the value of  $y$  when  $x = 18$ . [2]
- (c) Write down the value of  $\bar{x}$  and the value of  $\bar{y}$ . [1]
- (d) Draw the line of best fit on the scatter diagram. [2]

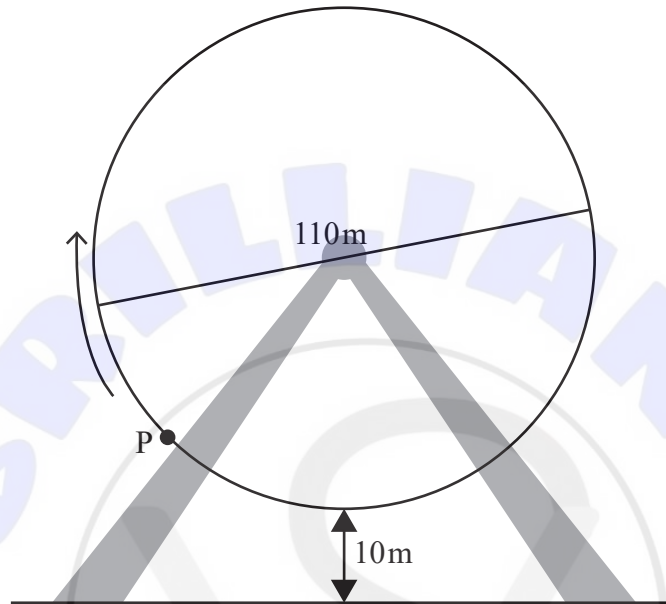




3. [Maximum mark: 5]

A Ferris wheel with diameter 110 metres rotates at a constant speed. The lowest point on the wheel is 10 metres above the ground, as shown on the following diagram. P is a point on the wheel. The wheel starts moving with P at the lowest point and completes one revolution in 20 minutes.

diagram not to scale



The height,  $h$  metres, of P above the ground after  $t$  minutes is given by  $h(t) = a \cos(bt) + c$ , where  $a, b, c \in \mathbb{R}$ .

Find the values of  $a, b$  and  $c$ .

.....

.....

.....

.....

.....

.....

.....

.....

.....

.....

.....

.....

.....

.....

.....

.....

.....

.....

.....

.....

.....

.....

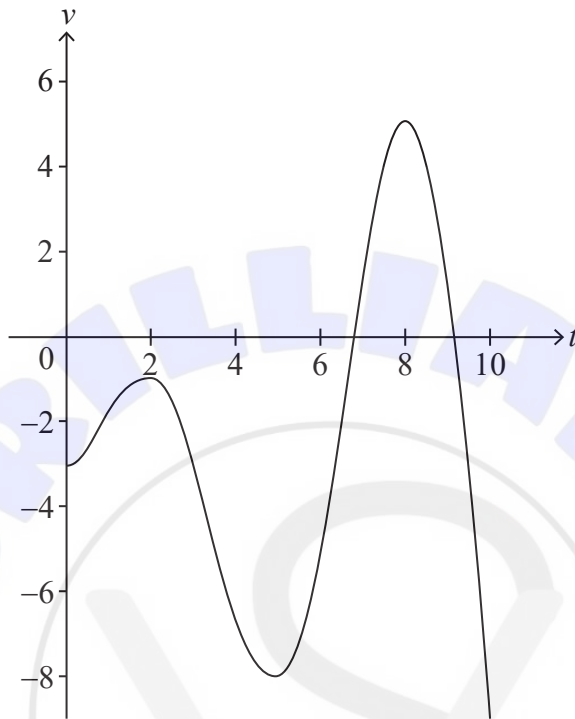
.....



4. [Maximum mark: 6]

A particle moves in a straight line. The velocity,  $v \text{ ms}^{-1}$ , of the particle at time  $t$  seconds is given by  $v(t) = t \sin t - 3$ , for  $0 \leq t \leq 10$ .

The following diagram shows the graph of  $v$ .



- (a) Find the smallest value of  $t$  for which the particle is at rest. [2]
- (b) Find the total distance travelled by the particle. [2]
- (c) Find the acceleration of the particle when  $t = 7$ . [2]

.....

.....

.....

.....

.....

.....

.....

.....

.....

.....











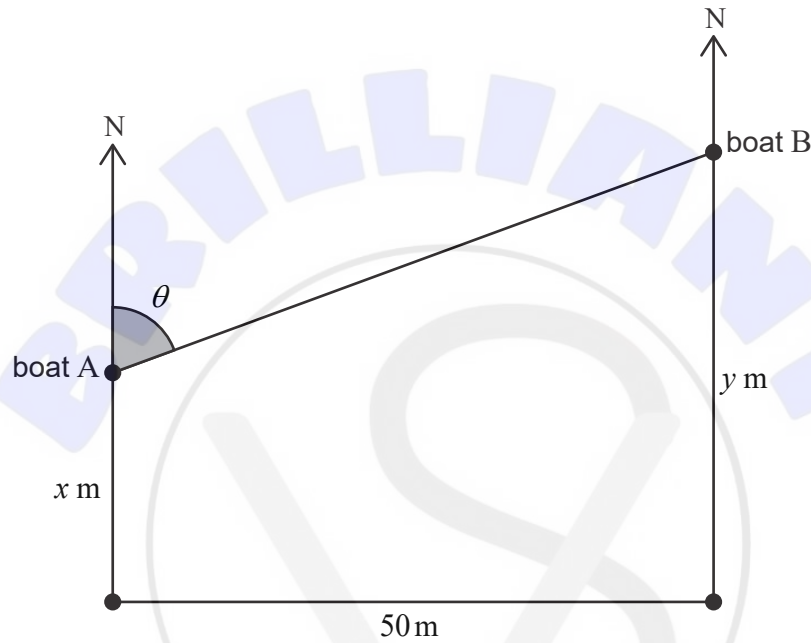
9. [Maximum mark: 7]

Two boats A and B travel due north.

Initially, boat B is positioned 50 metres due east of boat A.

The distances travelled by boat A and boat B, after  $t$  seconds, are  $x$  metres and  $y$  metres respectively. The angle  $\theta$  is the radian measure of the bearing of boat B from boat A. This information is shown on the following diagram.

diagram not to scale



(a) Show that  $y = x + 50 \cot \theta$ . [1]

At time  $T$ , the following conditions are true.

- Boat B has travelled 10 metres further than boat A.
- Boat B is travelling at double the speed of boat A.
- The rate of change of the angle  $\theta$  is  $-0.1$  radians per second.

(b) Find the speed of boat A at time  $T$ . [6]

.....

.....

.....

.....

.....

.....



Do **not** write solutions on this page.

**Section B**

Answer **all** questions in the answer booklet provided. Please start each question on a new page.

**10.** [Maximum mark: 15]

Consider the function  $f$  defined by  $f(x) = 90e^{-0.5x}$  for  $x \in \mathbb{R}^+$ .

The graph of  $f$  and the line  $y = x$  intersect at point P.

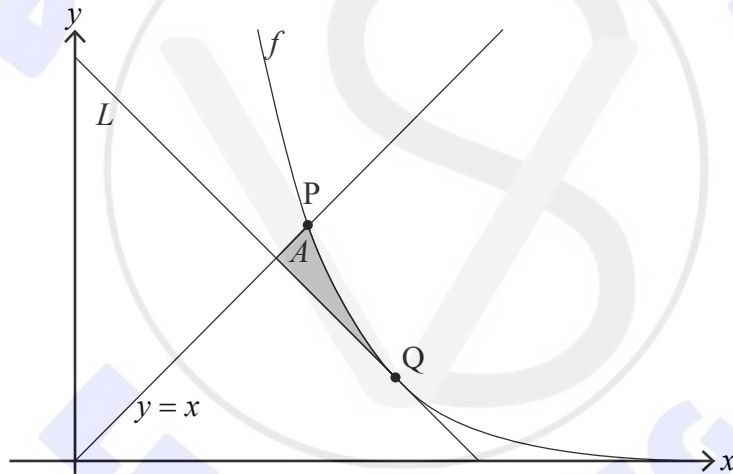
(a) Find the  $x$ -coordinate of P. [2]

The line  $L$  has a gradient of  $-1$  and is a tangent to the graph of  $f$  at the point Q.

(b) Find the exact coordinates of Q. [4]

(c) Show that the equation of  $L$  is  $y = -x + 2 \ln 45 + 2$ . [2]

The shaded region  $A$  is enclosed by the graph of  $f$  and the lines  $y = x$  and  $L$ .



(d) (i) Find the  $x$ -coordinate of the point where  $L$  intersects the line  $y = x$ .  
 (ii) Hence, find the area of  $A$ . [5]

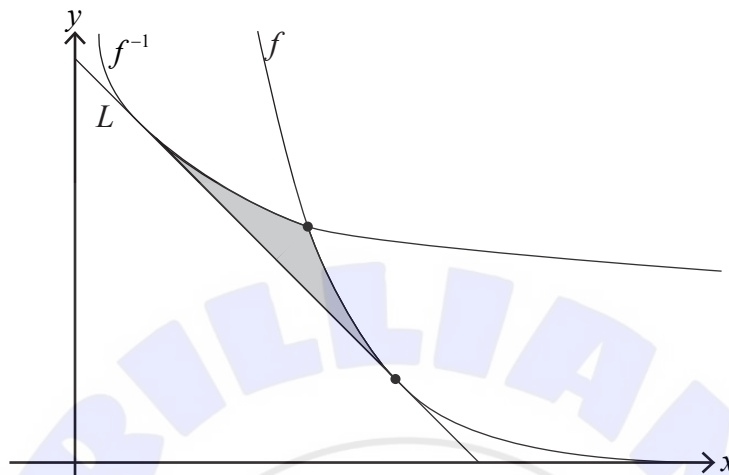
**(This question continues on the following page)**



Do **not** write solutions on this page.

**(Question 10 continued)**

The line  $L$  is tangent to the graphs of both  $f$  and the inverse function  $f^{-1}$ .



- (e) Find the shaded area enclosed by the graphs of  $f$  and  $f^{-1}$  and the line  $L$ . [2]

**11.** [Maximum mark: 20]

The function  $f$  is defined by  $f(x) = \frac{3x+2}{4x^2-1}$ , for  $x \in \mathbb{R}$ ,  $x \neq p$ ,  $x \neq q$ .

- (a) Find the value of  $p$  and the value of  $q$ . [2]  
 (b) Find an expression for  $f'(x)$ . [3]

The graph of  $y = f(x)$  has exactly one point of inflexion.

- (c) Find the  $x$ -coordinate of the point of inflexion. [2]  
 (d) Sketch the graph of  $y = f(x)$  for  $-3 \leq x \leq 3$ , showing the values of any axes intercepts, the coordinates of any local maxima and local minima, and giving the equations of any asymptotes. [5]

The function  $g$  is defined by  $g(x) = \frac{4x^2-1}{3x+2}$ , for  $x \in \mathbb{R}$ ,  $x \neq -\frac{2}{3}$ .

- (e) Find the equations of all the asymptotes on the graph of  $y = g(x)$ . [4]  
 (f) By considering the graph of  $y = g(x) - f(x)$ , or otherwise, solve  $f(x) < g(x)$  for  $x \in \mathbb{R}$ . [4]



Do **not** write solutions on this page.

12. [Maximum mark: 20]

The function  $f$  has a derivative given by  $f'(x) = \frac{1}{x(k-x)}$ ,  $x \in \mathbb{R}$ ,  $x \neq 0$ ,  $x \neq k$  where  $k$  is a positive constant.

- (a) The expression for  $f'(x)$  can be written in the form  $\frac{a}{x} + \frac{b}{k-x}$ , where  $a, b \in \mathbb{R}$ .  
Find  $a$  and  $b$  in terms of  $k$ . [3]
- (b) Hence, find an expression for  $f(x)$ . [3]

Consider  $P$ , the population of a colony of ants, which has an initial value of 1200.

The rate of change of the population can be modelled by the differential equation  $\frac{dP}{dt} = \frac{P(k-P)}{5k}$ ,  
where  $t$  is the time measured in days,  $t \geq 0$ , and  $k$  is the upper bound for the population.

- (c) By solving the differential equation, show that  $P = \frac{1200k}{(k-1200)e^{\frac{t}{5}} + 1200}$ . [8]

At  $t = 10$  the population of the colony has doubled in size from its initial value.

- (d) Find the value of  $k$ , giving your answer correct to four significant figures. [3]
- (e) Find the value of  $t$  when the rate of change of the population is at its maximum. [3]

**References:**

© International Baccalaureate Organization 2021





Please **do not** write on this page.

Answers written on this page  
will not be marked.





Please **do not** write on this page.

Answers written on this page  
will not be marked.

