

© International Baccalaureate Organization 2022

All rights reserved. No part of this product may be reproduced in any form or by any electronic or mechanical means, including information storage and retrieval systems, without the prior written permission from the IB. Additionally, the license tied with this product prohibits use of any selected files or extracts from this product. Use by third parties, including but not limited to publishers, private teachers, tutoring or study services, preparatory schools, vendors operating curriculum mapping services or teacher resource digital platforms and app developers, whether fee-covered or not, is prohibited and is a criminal offense.

More information on how to request written permission in the form of a license can be obtained from <https://ibo.org/become-an-ib-school/ib-publishing/licensing/applying-for-a-license/>.

© Organisation du Baccalauréat International 2022

Tous droits réservés. Aucune partie de ce produit ne peut être reproduite sous quelque forme ni par quelque moyen que ce soit, électronique ou mécanique, y compris des systèmes de stockage et de récupération d'informations, sans l'autorisation écrite préalable de l'IB. De plus, la licence associée à ce produit interdit toute utilisation de tout fichier ou extrait sélectionné dans ce produit. L'utilisation par des tiers, y compris, sans toutefois s'y limiter, des éditeurs, des professeurs particuliers, des services de tutorat ou d'aide aux études, des établissements de préparation à l'enseignement supérieur, des fournisseurs de services de planification des programmes d'études, des gestionnaires de plateformes pédagogiques en ligne, et des développeurs d'applications, moyennant paiement ou non, est interdite et constitue une infraction pénale.

Pour plus d'informations sur la procédure à suivre pour obtenir une autorisation écrite sous la forme d'une licence, rendez-vous à l'adresse <https://ibo.org/become-an-ib-school/ib-publishing/licensing/applying-for-a-license/>.

© Organización del Bachillerato Internacional, 2022

Todos los derechos reservados. No se podrá reproducir ninguna parte de este producto de ninguna forma ni por ningún medio electrónico o mecánico, incluidos los sistemas de almacenamiento y recuperación de información, sin la previa autorización por escrito del IB. Además, la licencia vinculada a este producto prohíbe el uso de todo archivo o fragmento seleccionado de este producto. El uso por parte de terceros —lo que incluye, a título enunciativo, editoriales, profesores particulares, servicios de apoyo académico o ayuda para el estudio, colegios preparatorios, desarrolladores de aplicaciones y entidades que presten servicios de planificación curricular u ofrezcan recursos para docentes mediante plataformas digitales—, ya sea incluido en tasas o no, está prohibido y constituye un delito.

En este enlace encontrará más información sobre cómo solicitar una autorización por escrito en forma de licencia: <https://ibo.org/become-an-ib-school/ib-publishing/licensing/applying-for-a-license/>.

Biology
Standard level
Paper 2

Wednesday 11 May 2022 (afternoon)

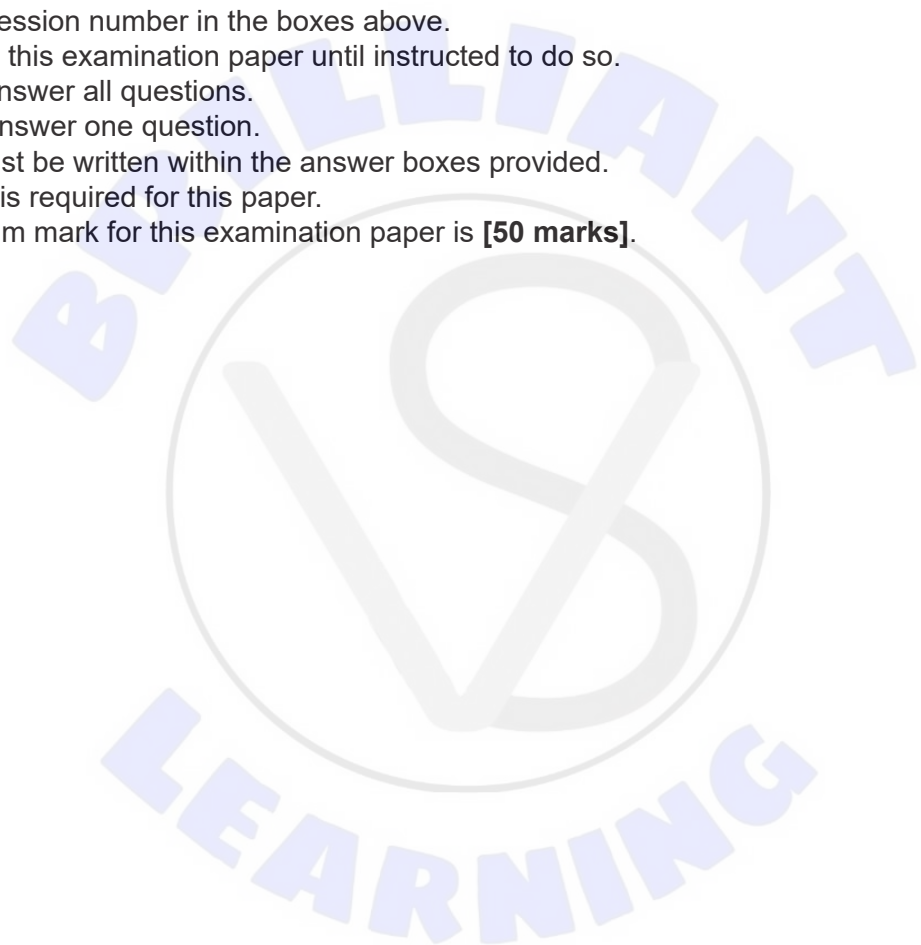
Candidate session number

--	--	--	--	--	--	--	--	--	--

1 hour 15 minutes

Instructions to candidates

- Write your session number in the boxes above.
- Do not open this examination paper until instructed to do so.
- Section A: answer all questions.
- Section B: answer one question.
- Answers must be written within the answer boxes provided.
- A calculator is required for this paper.
- The maximum mark for this examination paper is **[50 marks]**.





Please **do not** write on this page.

Answers written on this page
will not be marked.



Section A

Answer **all** questions. Answers must be written within the answer boxes provided.

1. Three-toed sloths (*Bradypus variegatus*) are placental mammals that live in trees in Central and South America. They eat leaves and fruit and get almost all their water from succulent plants.



[Source: Adapted from Laube, S., 2003. Three-toed-sloth (*Bradypus variegatus*), Lake Gatun, Republic of Panama. [image online] Available at: <https://meta.wikimedia.org/wiki/User:Bradipus#/media/File:Bradypus.jpg>]

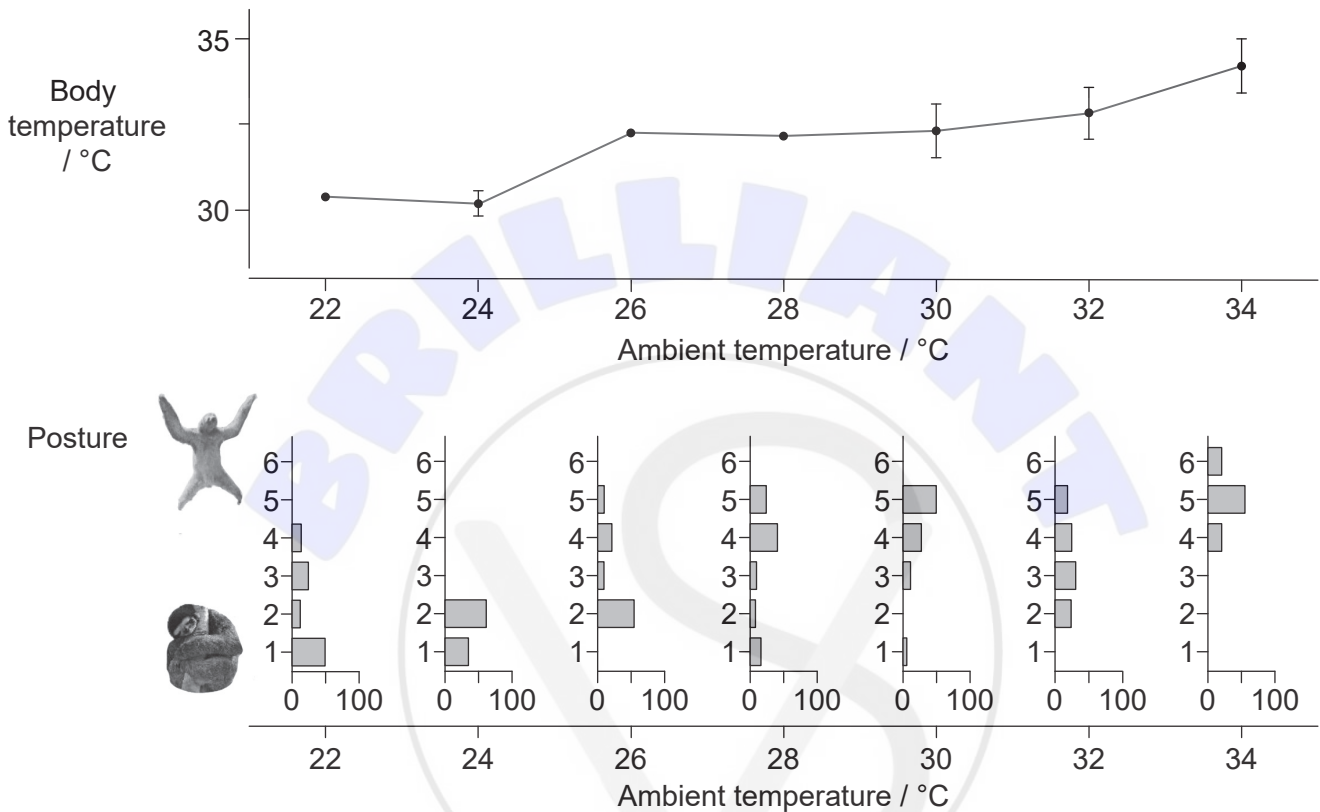
(This question continues on the following page)

BRILLIANT
LEARNING



(Question 1 continued)

Three-toed sloths change their body posture in response to the temperature of their environment (ambient temperature). Researchers assessed posture on a scale from 1 to 6, with 1 being when the sloth was curled into a tight ball and 6 when it had all limbs spread. The percentage of time the sloths were observed in each position was recorded at ambient temperatures from 22 °C to 34 °C. The researchers also measured the body temperature of the sloths over the same range of ambient temperatures.



[Source: Adapted from Cliffe, R.N., Scantlebury, D.M., Kennedy, S.J., Avey-Arroyo, J., Mindich, D. and Wilson, R.P., 2018. The metabolic response of the *Bradypus* sloth to temperature. *PeerJ*, [e-journal] 6: e5600. <http://dx.doi.org/10.7717/peerj.5600>. Licensed under a Creative Commons Attribution 4.0 International License <https://creativecommons.org/licenses/by/4.0/>.]

(a) (i) State the relationship between sloth body temperature and ambient temperature. [1]

.....
.....

(ii) Explain how this relationship differs from that in humans. [1]

.....
.....

(This question continues on the following page)



(Question 1 continued)


(b) (i) Describe the trend in body posture as ambient temperature rises from 22 to 34 °C. [1]

.....
.....

(ii) Suggest reasons for this trend. [2]

.....
.....
.....
.....

(This question continues on the following page)



(Question 1 continued)

As part of research into locomotion in placental mammals, the total amount of energy used per day and the maximum speed of three-toed sloths were measured, together with their body mass. These data, with the same measurements for other species of placental mammal, are shown in the graphs. Each point shows the mean value for one species. Two points on the graphs are marked with a letter. The point marked S shows data for the three-toed sloth.

Removed for copyright reasons

(c) Outline the relationship between body mass and daily energy use for placental mammals. [1]

.....

.....

(d) State how the daily energy use of the sloth differs from the trend for other mammals. [1]

.....

.....

(This question continues on the following page)



(Question 1 continued)

- (e) Discuss whether it can be concluded that point X shows the body mass and maximum speed of the three-toed sloth.

[2]


.....

.....

.....

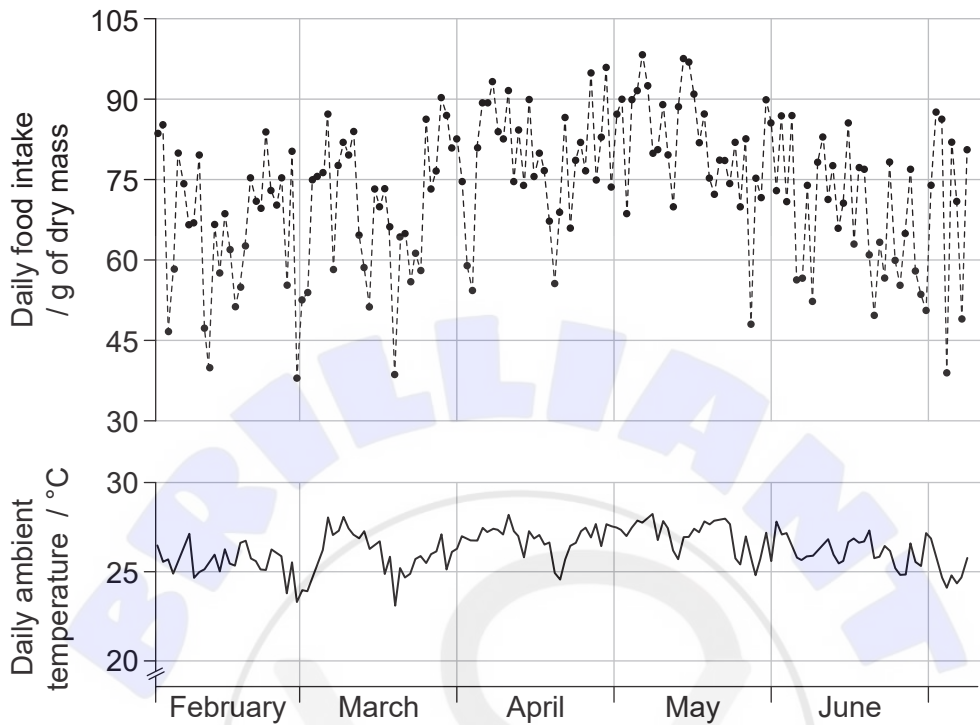
.....

(This question continues on the following page)



(Question 1 continued)

The daily food intake of three-toed sloths and daily ambient temperatures were monitored over a 160-day period from February to early July. The graphs show the mean results.



[Source: Cliffe et al. (2015), Sloths like it hot: ambient temperature modulates food intake in the brown-throated sloth (*Bradypus variegatus*). *PeerJ* 3:e875; DOI 10.7717/peerj.875 Licensed under a Creative Commons Attribution 4.0 International License <https://creativecommons.org/licenses/by/4.0/>.]

- (f) The mean daily food intake fluctuated from day to day. State the month that contains the day on which the mean intake of food was highest. [1]

.....

- (g) Outline the relationship between ambient daily temperature and food intake in March. [2]

.....
.....
.....
.....

(This question continues on the following page)



(Question 1 continued)

(h) Suggest, with a reason, how the activity of the sloth varies with ambient temperature. [1]

.....
.....

(i) State **one** feature of the sloth that would indicate it is a mammal. [1]


.....



2. The diagrams represent the structure of a protein before and after it has become denatured.



Native protein



Denatured protein

(a) State how many different types of amino acid there are, which can become part of a polypeptide when mRNA is translated. [1]

.....

(b) Outline **one** cause of denaturation in proteins. [1]

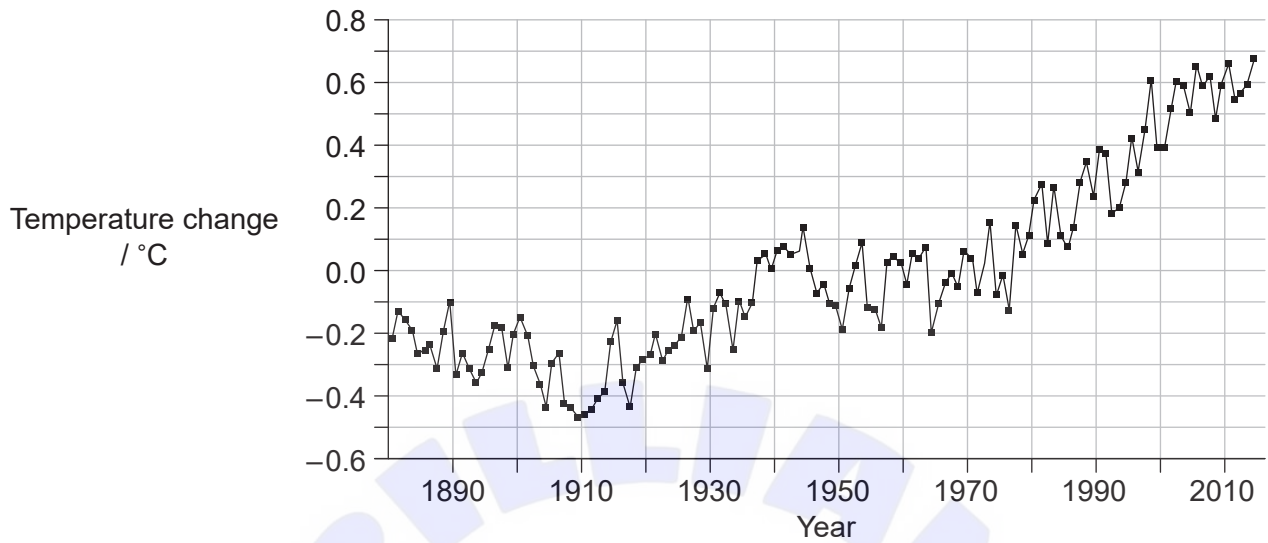
.....
.....

(c) Explain how denaturation affects the activity of an enzyme. [2]

.....
.....
.....
.....



3. The graph shows the mean annual changes in global temperatures between 1880 and 2014. The mean temperature from 1951 to 1980 was used as the value of zero change in temperature.



- (a) Calculate the increase in mean global temperature between 1880 and 2010. [1]

..... °C

- (b) Outline how changes in temperature over short time periods could give a misleading impression of changes to the Earth's climate. [1]

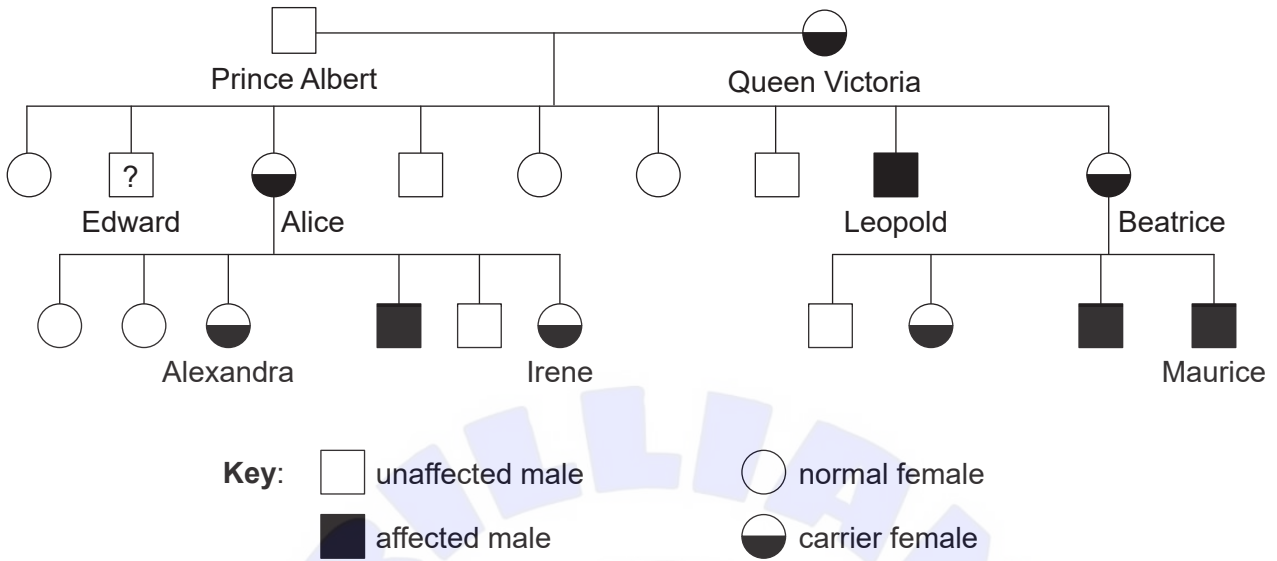
.....
.....

- (c) Explain how increased carbon dioxide in the air leads to the greenhouse effect. [3]

.....
.....
.....
.....
.....



4. The pedigree chart shows the incidence of hemophilia in some of the descendants of Queen Victoria.



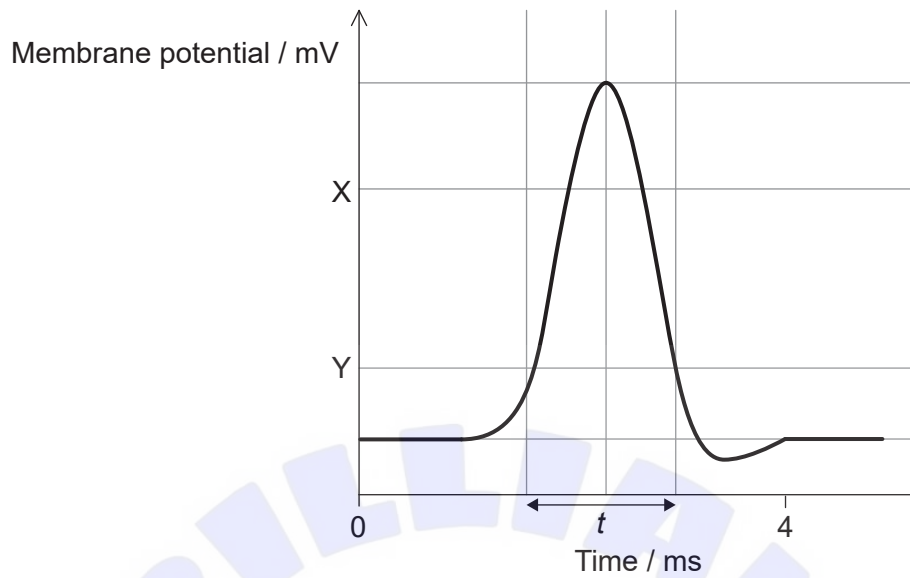
- (a) State the probability that Edward had hemophilia. [1]

.....

- (b) Explain the reasons for none of the females in the pedigree chart having hemophilia. [3]

.....
.....
.....
.....
.....
.....

5. The graph shows the change in the membrane potential of an axon during an action potential.



(a) State the approximate value of the membrane potential at X. [1]

.....

(b) Y is the threshold potential. State what happens when the threshold potential is reached. [1]

.....
.....

(c) Describe the movements in ions that occur during time *t*. [2]

.....
.....
.....
.....

(This question continues on the following page)



(Question 5 continued)

(d) Explain how a nerve impulse is passed on to other neurons.

[3]

.....

.....

.....

.....

.....

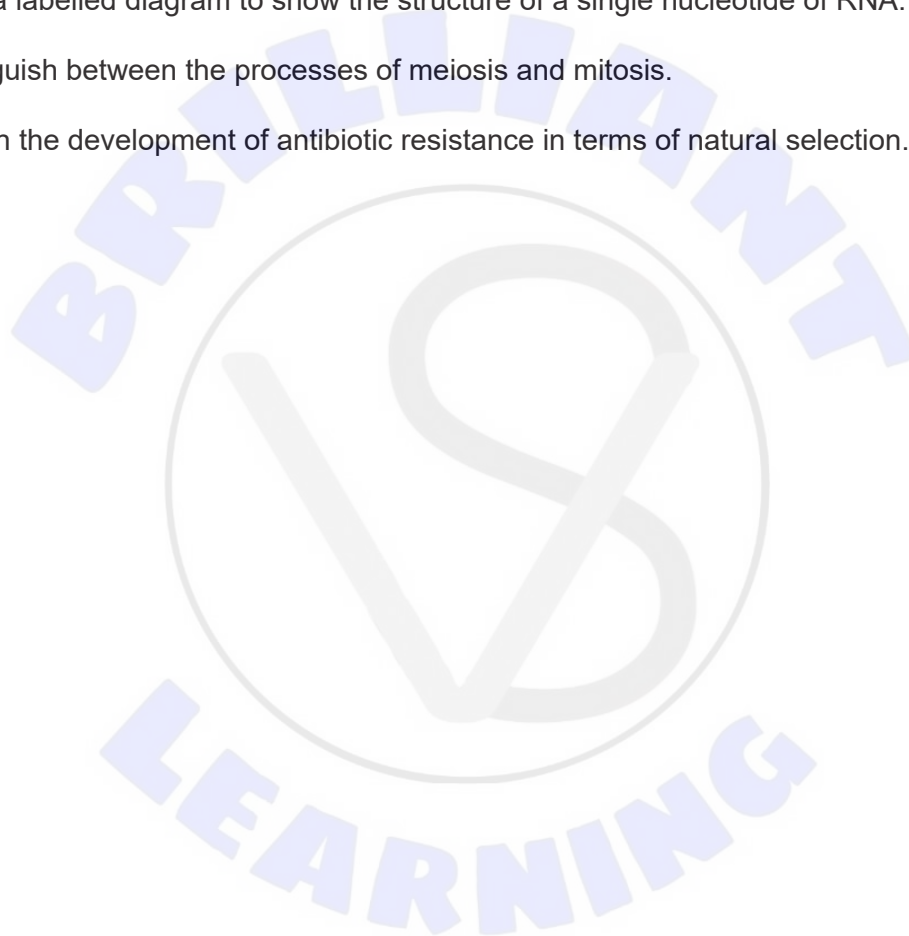
.....




Section B

Answer **one** question. Up to one additional mark is available for the construction of your answer. Answers must be written within the answer boxes provided.

6. (a) Outline reasons for the therapeutic use of stem cells. [3]
- (b) Describe how leaf cells make use of light energy. [5]
- (c) Explain how cells and cell components in the blood defend the body against infectious disease. [7]
7. (a) Draw a labelled diagram to show the structure of a single nucleotide of RNA. [3]
- (b) Distinguish between the processes of meiosis and mitosis. [5]
- (c) Explain the development of antibiotic resistance in terms of natural selection. [7]









References:

1. Adapted from Laube, S., 2003. Three-toed-sloth (*Bradypus variegatus*), Lake Gatun, Republic of Panama. [image online] Available at: <https://meta.wikimedia.org/wiki/User:Bradipus#/media/File:Bradypus.jpg>.
1. (a) Adapted from Cliffe, R.N., Scantlebury, D.M., Kennedy, S.J., Avey-Arroyo, J., Mindich, D. and Wilson, R.P., 2018. The metabolic response of the Bradypus sloth to temperature. *PeerJ*, [e-journal] 6: e5600. <http://dx.doi.org/10.7717/peerj.5600>. Licensed under a Creative Commons Attribution 4.0 International License <https://creativecommons.org/licenses/by/4.0/>.
1. (f) Cliffe et al. (2015), Sloths like it hot: ambient temperature modulates food intake in the brown-throated sloth (*Bradypus variegatus*). *PeerJ* 3:e875; DOI 10.7717/peerj.875 Licensed under a Creative Commons Attribution 4.0 International License <https://creativecommons.org/licenses/by/4.0/>.
2. Dean Williams, L., 2019. *Molecular Interactions*. [online] Available at: https://ww2.chemistry.gatech.edu/~lw26/structure/molecular_interactions/mol_int.html [Accessed 20 August 2019].
3. National Aeronautics and Space Administration, n.d. GISS Surface Temperature Analysis (v3). [online] Available at: https://data.giss.nasa.gov/gistemp/graphs_v3/ [Accessed 20 August 2019].

All other texts, graphics and illustrations © International Baccalaureate Organization 2022