

© International Baccalaureate Organization 2022

All rights reserved. No part of this product may be reproduced in any form or by any electronic or mechanical means, including information storage and retrieval systems, without the prior written permission from the IB. Additionally, the license tied with this product prohibits use of any selected files or extracts from this product. Use by third parties, including but not limited to publishers, private teachers, tutoring or study services, preparatory schools, vendors operating curriculum mapping services or teacher resource digital platforms and app developers, whether fee-covered or not, is prohibited and is a criminal offense.

More information on how to request written permission in the form of a license can be obtained from <https://ibo.org/become-an-ib-school/ib-publishing/licensing/applying-for-a-license/>.

© Organisation du Baccalauréat International 2022

Tous droits réservés. Aucune partie de ce produit ne peut être reproduite sous quelque forme ni par quelque moyen que ce soit, électronique ou mécanique, y compris des systèmes de stockage et de récupération d'informations, sans l'autorisation écrite préalable de l'IB. De plus, la licence associée à ce produit interdit toute utilisation de tout fichier ou extrait sélectionné dans ce produit. L'utilisation par des tiers, y compris, sans toutefois s'y limiter, des éditeurs, des professeurs particuliers, des services de tutorat ou d'aide aux études, des établissements de préparation à l'enseignement supérieur, des fournisseurs de services de planification des programmes d'études, des gestionnaires de plateformes pédagogiques en ligne, et des développeurs d'applications, moyennant paiement ou non, est interdite et constitue une infraction pénale.

Pour plus d'informations sur la procédure à suivre pour obtenir une autorisation écrite sous la forme d'une licence, rendez-vous à l'adresse <https://ibo.org/become-an-ib-school/ib-publishing/licensing/applying-for-a-license/>.

© Organización del Bachillerato Internacional, 2022

Todos los derechos reservados. No se podrá reproducir ninguna parte de este producto de ninguna forma ni por ningún medio electrónico o mecánico, incluidos los sistemas de almacenamiento y recuperación de información, sin la previa autorización por escrito del IB. Además, la licencia vinculada a este producto prohíbe el uso de todo archivo o fragmento seleccionado de este producto. El uso por parte de terceros —lo que incluye, a título enunciativo, editoriales, profesores particulares, servicios de apoyo académico o ayuda para el estudio, colegios preparatorios, desarrolladores de aplicaciones y entidades que presten servicios de planificación curricular u ofrezcan recursos para docentes mediante plataformas digitales—, ya sea incluido en tasas o no, está prohibido y constituye un delito.

En este enlace encontrará más información sobre cómo solicitar una autorización por escrito en forma de licencia: <https://ibo.org/become-an-ib-school/ib-publishing/licensing/applying-for-a-license/>.



Mathematics: applications and interpretation
Standard level
Paper 1

Friday 6 May 2022 (afternoon)

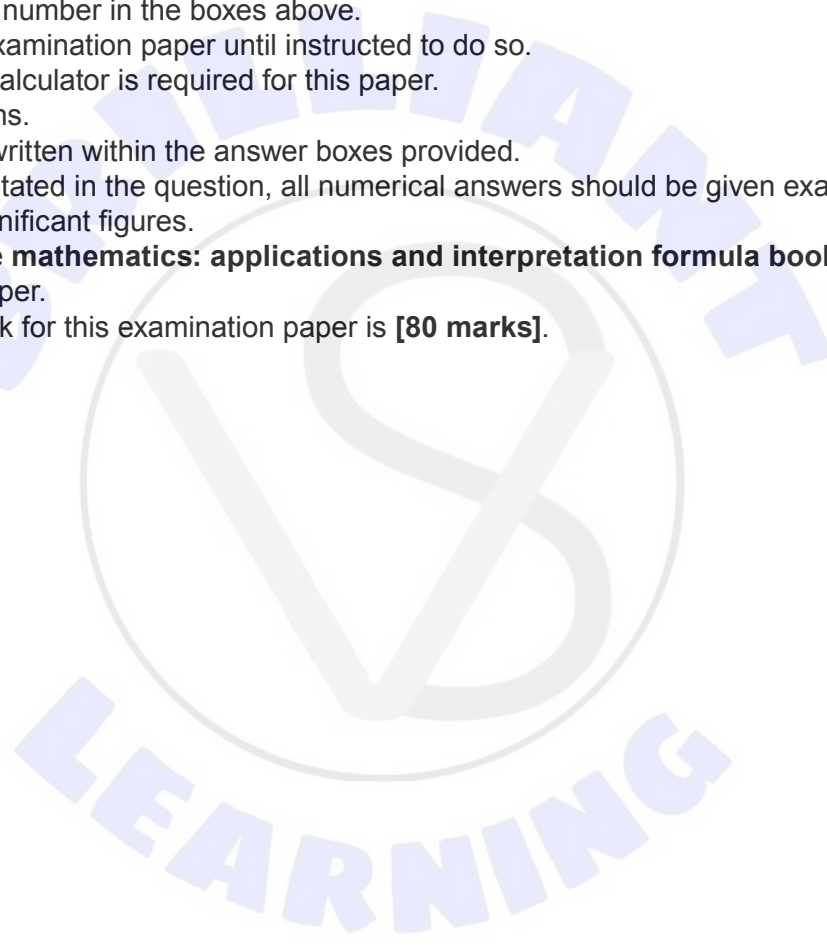
Candidate session number

1 hour 30 minutes

--	--	--	--	--	--	--	--	--	--

Instructions to candidates

- Write your session number in the boxes above.
- Do not open this examination paper until instructed to do so.
- A graphic display calculator is required for this paper.
- Answer all questions.
- Answers must be written within the answer boxes provided.
- Unless otherwise stated in the question, all numerical answers should be given exactly or correct to three significant figures.
- A clean copy of the **mathematics: applications and interpretation formula booklet** is required for this paper.
- The maximum mark for this examination paper is **[80 marks]**.

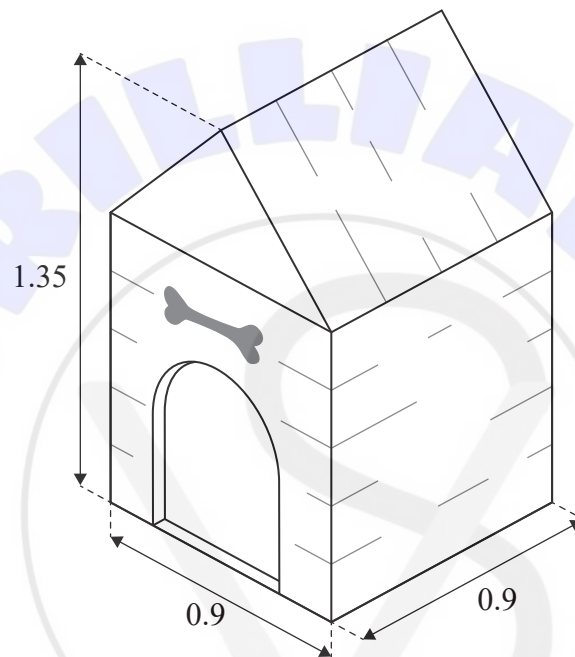


Answers must be written within the answer boxes provided. Full marks are not necessarily awarded for a correct answer with no working. Answers must be supported by working and/or explanations. Solutions found from a graphic display calculator should be supported by suitable working. For example, if graphs are used to find a solution, you should sketch these as part of your answer. Where an answer is incorrect, some marks may be given for a correct method, provided this is shown by written working. You are therefore advised to show all working.

1. [Maximum mark: 5]

The front view of a doghouse is made up of a square with an isosceles triangle on top. The doghouse is 1.35 m high and 0.9m wide, and sits on a square base.

diagram not to scale



The top of the rectangular surfaces of the roof of the doghouse are to be painted.

Find the area to be painted.

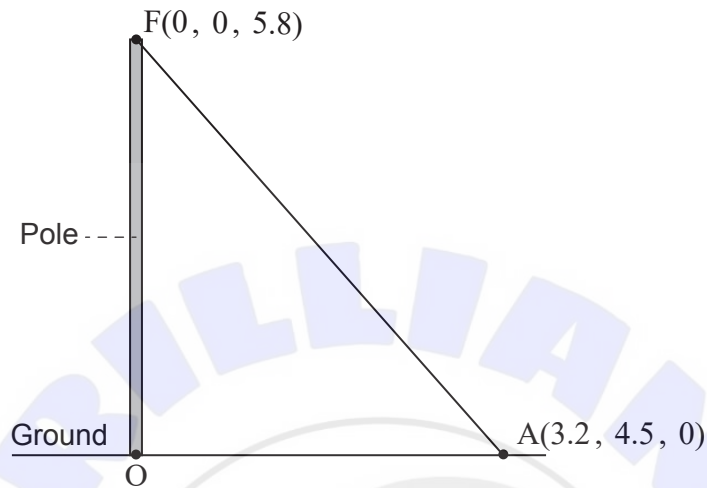
(This question continues on the following page)



2. [Maximum mark: 4]

A vertical pole stands on horizontal ground. The bottom of the pole is taken as the origin, O , of a coordinate system in which the top, F , of the pole has coordinates $(0, 0, 5.8)$. All units are in metres.

diagram not to scale



The pole is held in place by ropes attached at F .

One of the ropes is attached to the ground at a point A with coordinates $(3.2, 4.5, 0)$. The rope forms a straight line from A to F .

- (a) Find the length of the rope connecting A to F . [2]
- (b) Find \hat{FAO} , the angle the rope makes with the ground. [2]

.....

.....

.....

.....

.....

.....

.....

.....

.....

.....

.....

.....

.....

.....

.....

.....

.....

.....

.....

.....

.....

.....

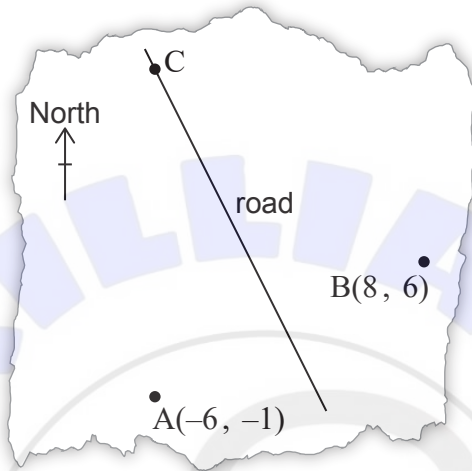
.....

4. [Maximum mark: 7]

Three towns, A, B and C are represented as coordinates on a map, where the x and y axes represent the distances east and north of an origin, respectively, measured in kilometres.

Town A is located at $(-6, -1)$ and town B is located at $(8, 6)$. A road runs along the perpendicular bisector of $[AB]$. This information is shown in the following diagram.

diagram not to scale



(a) Find the equation of the line that the road follows. [5]

Town C is due north of town A and the road passes through town C.

(b) Find the y -coordinate of town C. [2]

.....

.....

.....

.....

.....

.....

.....

.....

.....

.....

.....

.....

.....

.....

.....

.....

.....

.....

.....

.....

.....

.....

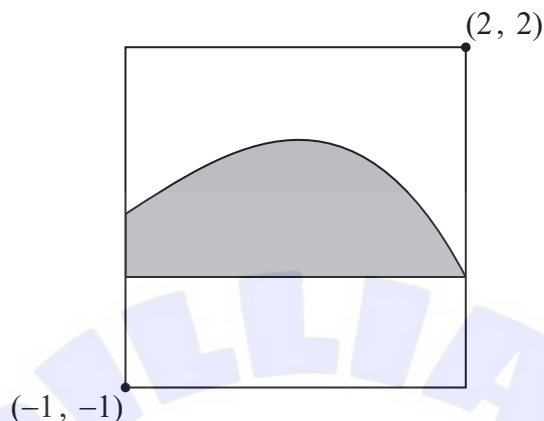
.....



6. [Maximum mark: 7]

A modern art painting is contained in a square frame. The painting has a shaded region bounded by a smooth curve and a horizontal line.

diagram not to scale



When the painting is placed on a coordinate axes such that the bottom left corner of the painting has coordinates $(-1, -1)$ and the top right corner has coordinates $(2, 2)$, the curve can be modelled by $y = f(x)$ and the horizontal line can be modelled by the x -axis. Distances are measured in metres.

- (a) Use the trapezoidal rule, with the values given in the following table, to approximate the area of the shaded region. [3]

x	-1	0	1	2
y	0.6	1.2	1.2	0

The artist used the equation $y = \frac{-x^3 - 3x^2 + 4x + 12}{10}$ to draw the curve.

- (b) Find the exact area of the shaded region in the painting. [2]
 (c) Find the area of the unshaded region in the painting. [2]

(This question continues on the following page)

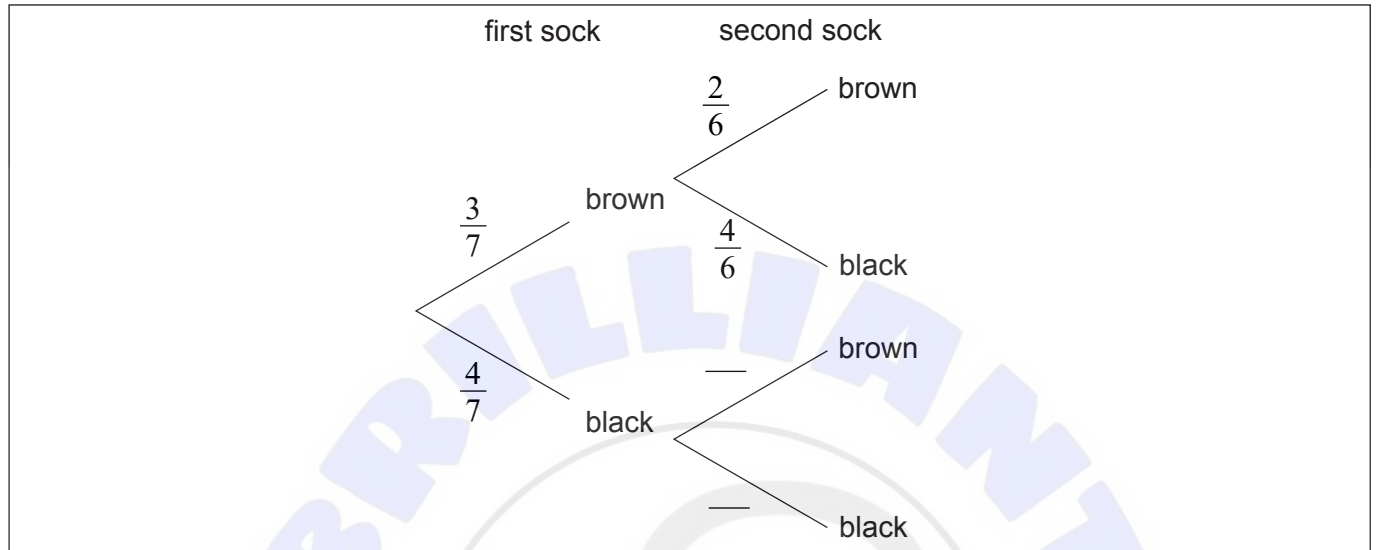


10. [Maximum mark: 6]

Karl has three brown socks and four black socks in his drawer. He takes two socks at random from the drawer.

(a) Complete the tree diagram.

[1]



(b) Find the probability that Karl takes two socks of the same colour.

[2]

(c) Given that Karl has two socks of the same colour find the probability that he has two brown socks.

[3]

.....

.....

.....

.....

.....

.....

.....

.....

.....

.....

.....



11. [Maximum mark: 8]

The strength of earthquakes is measured on the Richter magnitude scale, with values typically between 0 and 8 where 8 is the most severe.

The Gutenberg–Richter equation gives the average number of earthquakes per year, N , which have a magnitude of at least M . For a particular region the equation is

$$\log_{10} N = a - M, \text{ for some } a \in \mathbb{R}.$$

This region has an average of 100 earthquakes per year with a magnitude of at least 3.

- (a) Find the value of a . [2]

The equation for this region can also be written as $N = \frac{b}{10^M}$.

- (b) Find the value of b . [2]

- (c) Given $0 < M < 8$, find the range for N . [2]

The expected length of time, in years, between earthquakes with a magnitude of at least M is $\frac{1}{N}$.

Within this region the most severe earthquake recorded had a magnitude of 7.2.

- (d) Find the expected length of time between this earthquake and the next earthquake of at least this magnitude. Give your answer to the nearest year. [2]

.....

.....

.....

.....

.....

.....

.....

.....

.....

.....

.....

.....

.....

.....

.....

.....

.....

.....

.....

.....

.....

.....

.....



