

© International Baccalaureate Organization 2022

All rights reserved. No part of this product may be reproduced in any form or by any electronic or mechanical means, including information storage and retrieval systems, without the prior written permission from the IB. Additionally, the license tied with this product prohibits use of any selected files or extracts from this product. Use by third parties, including but not limited to publishers, private teachers, tutoring or study services, preparatory schools, vendors operating curriculum mapping services or teacher resource digital platforms and app developers, whether fee-covered or not, is prohibited and is a criminal offense.

More information on how to request written permission in the form of a license can be obtained from <https://ibo.org/become-an-ib-school/ib-publishing/licensing/applying-for-a-license/>.

© Organisation du Baccalauréat International 2022

Tous droits réservés. Aucune partie de ce produit ne peut être reproduite sous quelque forme ni par quelque moyen que ce soit, électronique ou mécanique, y compris des systèmes de stockage et de récupération d'informations, sans l'autorisation écrite préalable de l'IB. De plus, la licence associée à ce produit interdit toute utilisation de tout fichier ou extrait sélectionné dans ce produit. L'utilisation par des tiers, y compris, sans toutefois s'y limiter, des éditeurs, des professeurs particuliers, des services de tutorat ou d'aide aux études, des établissements de préparation à l'enseignement supérieur, des fournisseurs de services de planification des programmes d'études, des gestionnaires de plateformes pédagogiques en ligne, et des développeurs d'applications, moyennant paiement ou non, est interdite et constitue une infraction pénale.

Pour plus d'informations sur la procédure à suivre pour obtenir une autorisation écrite sous la forme d'une licence, rendez-vous à l'adresse <https://ibo.org/become-an-ib-school/ib-publishing/licensing/applying-for-a-license/>.

© Organización del Bachillerato Internacional, 2022

Todos los derechos reservados. No se podrá reproducir ninguna parte de este producto de ninguna forma ni por ningún medio electrónico o mecánico, incluidos los sistemas de almacenamiento y recuperación de información, sin la previa autorización por escrito del IB. Además, la licencia vinculada a este producto prohíbe el uso de todo archivo o fragmento seleccionado de este producto. El uso por parte de terceros —lo que incluye, a título enunciativo, editoriales, profesores particulares, servicios de apoyo académico o ayuda para el estudio, colegios preparatorios, desarrolladores de aplicaciones y entidades que presten servicios de planificación curricular u ofrezcan recursos para docentes mediante plataformas digitales—, ya sea incluido en tasas o no, está prohibido y constituye un delito.

En este enlace encontrará más información sobre cómo solicitar una autorización por escrito en forma de licencia: <https://ibo.org/become-an-ib-school/ib-publishing/licensing/applying-for-a-license/>.

**Mathematics: applications and interpretation**  
**Standard level**  
**Paper 2**

Monday 9 May 2022 (morning)

1 hour 30 minutes

---

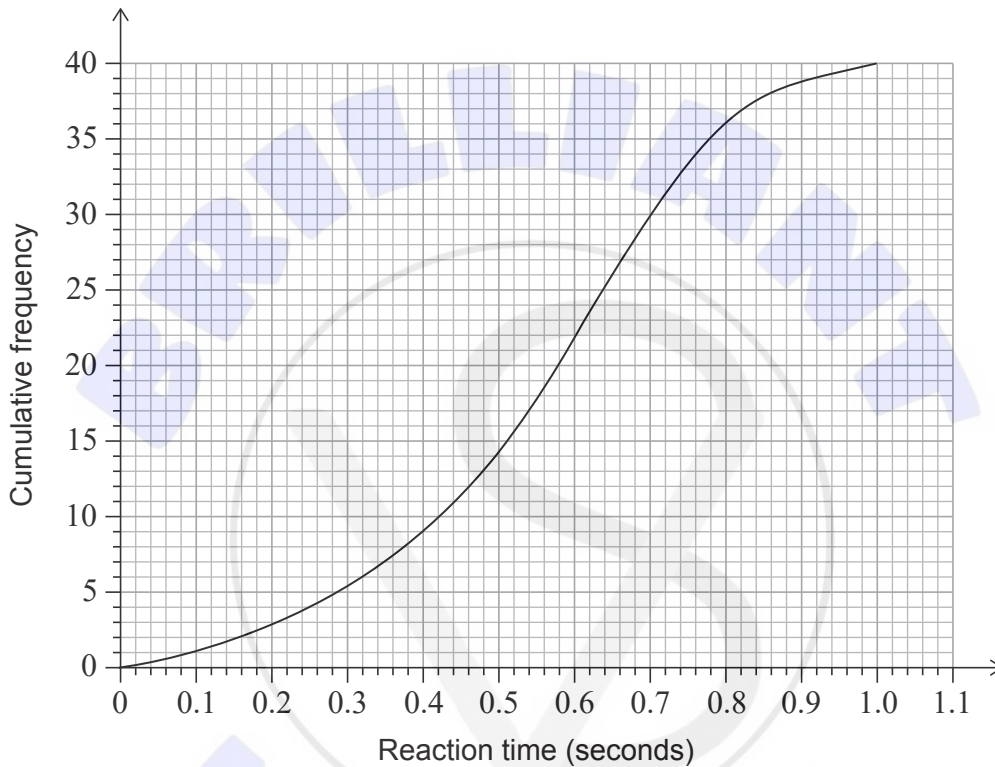
**Instructions to candidates**

- Do not open this examination paper until instructed to do so.
- A graphic display calculator is required for this paper.
- Answer all the questions in the answer booklet provided.
- Unless otherwise stated in the question, all numerical answers should be given exactly or correct to three significant figures.
- A clean copy of the **mathematics: applications and interpretation formula booklet** is required for this paper.
- The maximum mark for this examination paper is **[80 marks]**.

Answer **all** questions in the answer booklet provided. Please start each question on a new page. Full marks are not necessarily awarded for a correct answer with no working. Answers must be supported by working and/or explanations. Solutions found from a graphic display calculator should be supported by suitable working. For example, if graphs are used to find a solution, you should sketch these as part of your answer. Where an answer is incorrect, some marks may be given for a correct method, provided this is shown by written working. You are therefore advised to show all working.

1. [Maximum mark: 17]

Mackenzie conducted an experiment on the reaction times of teenagers. The results of the experiment are displayed in the following cumulative frequency graph.



- (a) Use the graph to estimate the
  - (i) median reaction time;
  - (ii) interquartile range of the reaction times. [4]
- (b) Find the estimated number of teenagers who have a reaction time greater than 0.4 seconds. [2]
- (c) Determine the 90th percentile of the reaction times from the cumulative frequency graph. [2]

(This question continues on the following page)

**(Question 1 continued)**

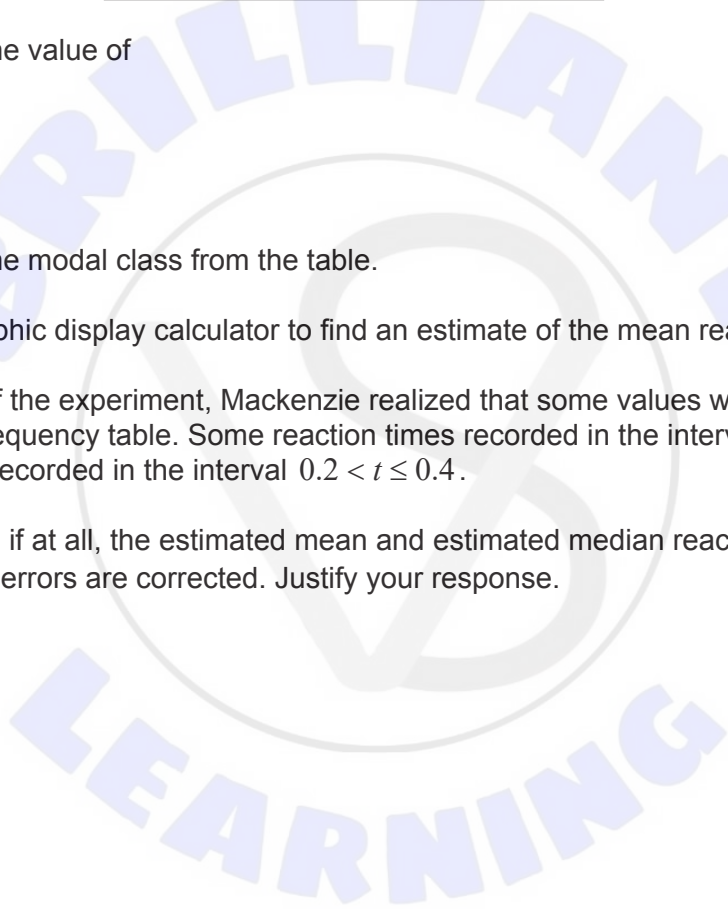
Mackenzie created the cumulative frequency graph using the following grouped frequency table.

Reaction time, $t$ (s)	Frequency
$0 < t \leq 0.2$	3
$0.2 < t \leq 0.4$	$a$
$0.4 < t \leq 0.6$	13
$0.6 < t \leq 0.8$	14
$0.8 < t \leq 1.0$	$b$

- (d) Write down the value of
- (i)  $a$ ;
  - (ii)  $b$ . [2]
- (e) Write down the modal class from the table. [1]
- (f) Use your graphic display calculator to find an estimate of the mean reaction time. [2]

Upon completion of the experiment, Mackenzie realized that some values were grouped incorrectly in the frequency table. Some reaction times recorded in the interval  $0 < t \leq 0.2$  should have been recorded in the interval  $0.2 < t \leq 0.4$ .

- (g) Suggest how, if at all, the estimated mean and estimated median reaction times will change if the errors are corrected. Justify your response. [4]



2. [Maximum mark: 13]

Scott purchases food for his dog in large bags and feeds the dog the same amount of dog food each day. The amount of dog food left in the bag at the end of each day can be modelled by an arithmetic sequence.

On a particular day, Scott opened a new bag of dog food and fed his dog. By the end of the third day there were 115.5 cups of dog food remaining in the bag and at the end of the eighth day there were 108 cups of dog food remaining in the bag.

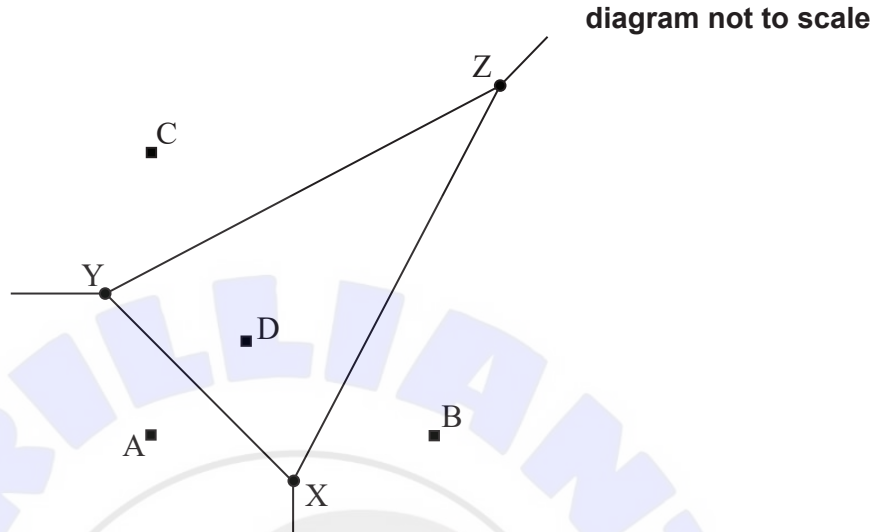
- (a) Find the number of cups of dog food
- (i) fed to the dog per day;
  - (ii) remaining in the bag at the end of the first day. [4]
- (b) Calculate the number of days that Scott can feed his dog with one bag of food. [2]

In 2021, Scott spent \$625 on dog food. Scott expects that the amount he spends on dog food will increase at an annual rate of 6.4%.

- (c) Determine the amount that Scott expects to spend on dog food in 2025. Round your answer to the nearest dollar. [3]
- (d) (i) Calculate the value of  $\sum_{n=1}^{10} (625 \times 1.064^{(n-1)})$ .
- (ii) Describe what the value in part (d)(i) represents in this context. [3]
- (e) Comment on the appropriateness of modelling this scenario with a geometric sequence. [1]

3. [Maximum mark: 18]

The Voronoi diagram below shows four supermarkets represented by points with coordinates  $A(0, 0)$ ,  $B(6, 0)$ ,  $C(0, 6)$  and  $D(2, 2)$ . The vertices  $X$ ,  $Y$ ,  $Z$  are also shown. All distances are measured in kilometres.



(a) Find the midpoint of  $[BD]$ . [2]

(b) Find the equation of  $(XZ)$ . [4]

The equation of  $(XY)$  is  $y = 2 - x$  and the equation of  $(YZ)$  is  $y = 0.5x + 3.5$ .

(c) Find the coordinates of  $X$ . [3]

The coordinates of  $Y$  are  $(-1, 3)$  and the coordinates of  $Z$  are  $(7, 7)$ .

(d) Determine the exact length of  $[YZ]$ . [2]

(e) Given that the exact length of  $[XY]$  is  $\sqrt{32}$ , find the size of  $\hat{XYZ}$  in degrees. [4]

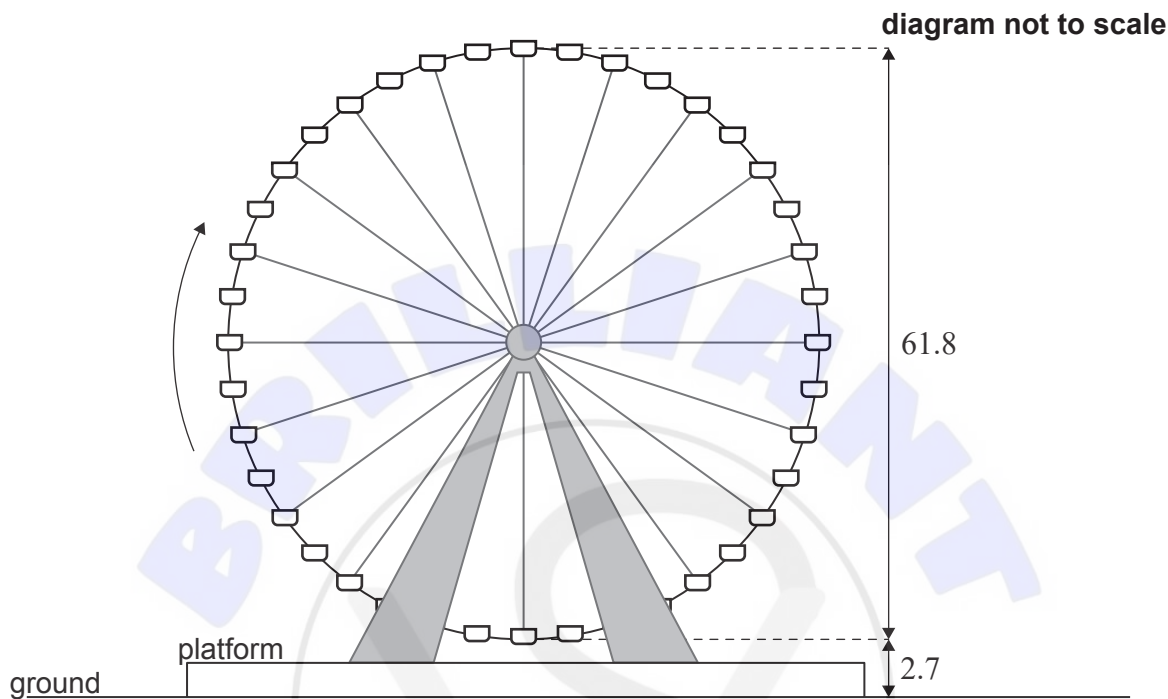
(f) Hence find the area of triangle  $XYZ$ . [2]

A town planner believes that the larger the area of the Voronoi cell  $XYZ$ , the more people will shop at supermarket  $D$ .

(g) State one criticism of this interpretation. [1]

4. [Maximum mark: 17]

The Texas Star is a Ferris wheel at the state fair in Dallas. The Ferris wheel has a diameter of 61.8 m. To begin the ride, a passenger gets into a chair at the lowest point on the wheel, which is 2.7 m above the ground, as shown in the following diagram. A ride consists of multiple revolutions, and the Ferris wheel makes 1.5 revolutions per minute.



The height of a chair above the ground,  $h$ , measured in metres, during a ride on the Ferris wheel can be modelled by the function  $h(t) = -a \cos(bt) + d$ , where  $t$  is the time, in seconds, since a passenger began their ride.

- (a) Calculate the value of
- (i)  $a$ ;
  - (ii)  $b$ ;
  - (iii)  $d$ .
- [6]

A ride on the Ferris wheel lasts for 12 minutes in total.

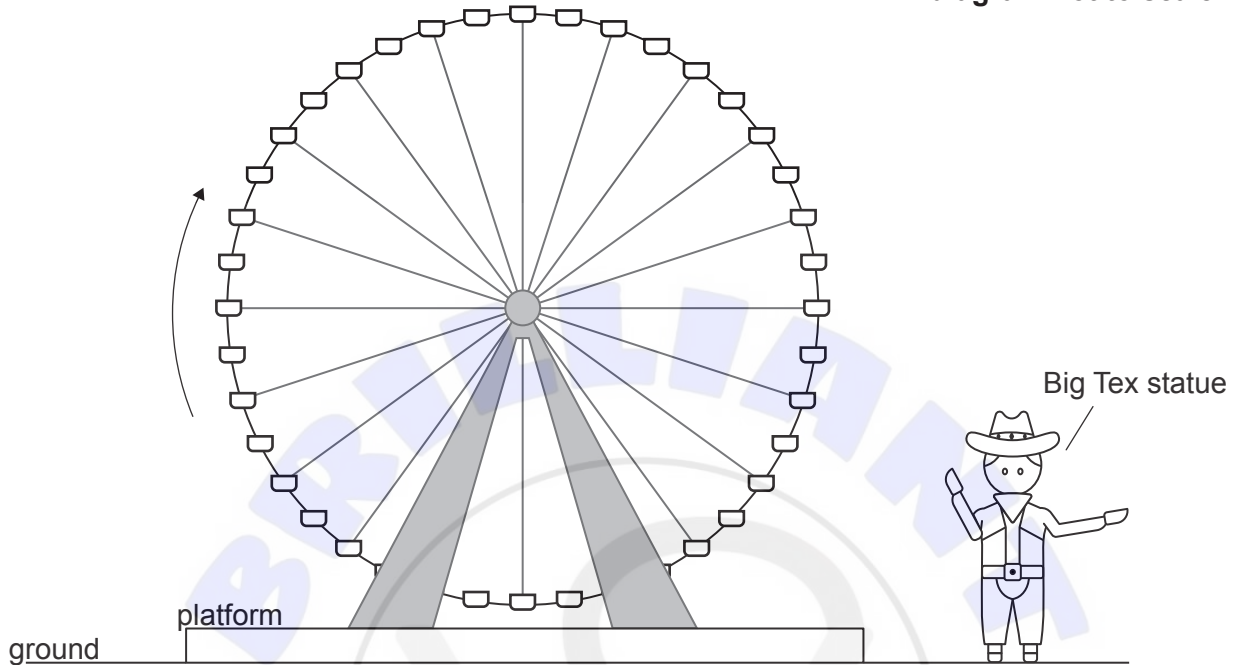
- (b) Calculate the number of revolutions of the Ferris wheel per ride. [2]
- (c) For exactly one ride on the Ferris wheel, suggest
- (i) an appropriate domain for  $h(t)$ ;
  - (ii) an appropriate range for  $h(t)$ .
- [3]

(This question continues on the following page)

**(Question 4 continued)**

Big Tex is a 16.7 metre-tall cowboy statue that stands on the horizontal ground next to the Ferris wheel.

**diagram not to scale**



- (d) By considering the graph of  $h(t)$ , determine the length of time during one revolution of the Ferris wheel for which the chair is higher than the cowboy statue. [3]

There is a plan to relocate the Texas Star Ferris wheel onto a taller platform which will increase the maximum height of the Ferris wheel to 65.2 m. This will change the value of one parameter,  $a$ ,  $b$  or  $d$ , found in part (a).

- (e) (i) Identify which parameter will change.  
(ii) Find the new value of the parameter identified in part (e)(i). [3]

**Turn over**

5. [Maximum mark: 15]

A cafe makes  $x$  litres of coffee each morning. The cafe's profit each morning,  $C$ , measured in dollars, is modelled by the following equation

$$C = \frac{x}{10} \left( k^2 - \frac{3}{100} x^2 \right)$$

where  $k$  is a positive constant.

(a) Find an expression for  $\frac{dC}{dx}$  in terms of  $k$  and  $x$ . [3]

(b) Hence find the maximum value of  $C$  in terms of  $k$ . Give your answer in the form  $pk^3$ , where  $p$  is a constant. [4]

The cafe's manager knows that the cafe makes a profit of \$426 when 20 litres of coffee are made in a morning.

(c) (i) Find the value of  $k$ .  
 (ii) Use the model to find how much coffee the cafe should make each morning to maximize its profit. [3]

(d) Sketch the graph of  $C$  against  $x$ , labelling the maximum point and the  $x$ -intercepts with their coordinates. [3]

The manager of the cafe wishes to serve as many customers as possible.

(e) Determine the maximum amount of coffee the cafe can make that will not result in a loss of money for the morning. [2]

References:

4. Aline Escobar., n.d. Cowboy. [image online] Available at: <https://thenounproject.com/search/?q=cowboy&i=1080130>  
 This file is licensed under the Creative Commons Attribution-ShareAlike 3.0 Unported (CC BY-SA 3.0) <https://creativecommons.org/licenses/by-sa/3.0/deed.en> [Accessed 13/05/2021]. Source adapted.

All other texts, graphics and illustrations © International Baccalaureate Organization 2022