

© International Baccalaureate Organization 2023

All rights reserved. No part of this product may be reproduced in any form or by any electronic or mechanical means, including information storage and retrieval systems, without the prior written permission from the IB. Additionally, the license tied with this product prohibits use of any selected files or extracts from this product. Use by third parties, including but not limited to publishers, private teachers, tutoring or study services, preparatory schools, vendors operating curriculum mapping services or teacher resource digital platforms and app developers, whether fee-covered or not, is prohibited and is a criminal offense.

More information on how to request written permission in the form of a license can be obtained from <https://ibo.org/become-an-ib-school/ib-publishing/licensing/applying-for-a-license/>.

© Organisation du Baccalauréat International 2023

Tous droits réservés. Aucune partie de ce produit ne peut être reproduite sous quelque forme ni par quelque moyen que ce soit, électronique ou mécanique, y compris des systèmes de stockage et de récupération d'informations, sans l'autorisation écrite préalable de l'IB. De plus, la licence associée à ce produit interdit toute utilisation de tout fichier ou extrait sélectionné dans ce produit. L'utilisation par des tiers, y compris, sans toutefois s'y limiter, des éditeurs, des professeurs particuliers, des services de tutorat ou d'aide aux études, des établissements de préparation à l'enseignement supérieur, des fournisseurs de services de planification des programmes d'études, des gestionnaires de plateformes pédagogiques en ligne, et des développeurs d'applications, moyennant paiement ou non, est interdite et constitue une infraction pénale.

Pour plus d'informations sur la procédure à suivre pour obtenir une autorisation écrite sous la forme d'une licence, rendez-vous à l'adresse <https://ibo.org/become-an-ib-school/ib-publishing/licensing/applying-for-a-license/>.

© Organización del Bachillerato Internacional, 2023

Todos los derechos reservados. No se podrá reproducir ninguna parte de este producto de ninguna forma ni por ningún medio electrónico o mecánico, incluidos los sistemas de almacenamiento y recuperación de información, sin la previa autorización por escrito del IB. Además, la licencia vinculada a este producto prohíbe el uso de todo archivo o fragmento seleccionado de este producto. El uso por parte de terceros —lo que incluye, a título enunciativo, editoriales, profesores particulares, servicios de apoyo académico o ayuda para el estudio, colegios preparatorios, desarrolladores de aplicaciones y entidades que presten servicios de planificación curricular u ofrezcan recursos para docentes mediante plataformas digitales—, ya sea incluido en tasas o no, está prohibido y constituye un delito.

En este enlace encontrará más información sobre cómo solicitar una autorización por escrito en forma de licencia: <https://ibo.org/become-an-ib-school/ib-publishing/licensing/applying-for-a-license/>.

Mathematics: analysis and approaches
Higher level
Paper 2

9 May 2023

Zone A afternoon | **Zone B** morning | **Zone C** afternoon

Candidate session number

2 hours

--	--	--	--	--	--	--	--	--	--

Instructions to candidates

- Write your session number in the boxes above.
- Do not open this examination paper until instructed to do so.
- A graphic display calculator is required for this paper.
- Section A: answer all questions. Answers must be written within the answer boxes provided.
- Section B: answer all questions in the answer booklet provided. Fill in your session number on the front of the answer booklet, and attach it to this examination paper and your cover sheet using the tag provided.
- Unless otherwise stated in the question, all numerical answers should be given exactly or correct to three significant figures.
- A clean copy of the **mathematics: analysis and approaches formula booklet** is required for this paper.
- The maximum mark for this examination paper is **[110 marks]**.





Please **do not** write on this page.

Answers written on this page
will not be marked.



Full marks are not necessarily awarded for a correct answer with no working. Answers must be supported by working and/or explanations. Solutions found from a graphic display calculator should be supported by suitable working. For example, if graphs are used to find a solution, you should sketch these as part of your answer. Where an answer is incorrect, some marks may be given for a correct method, provided this is shown by written working. You are therefore advised to show all working.

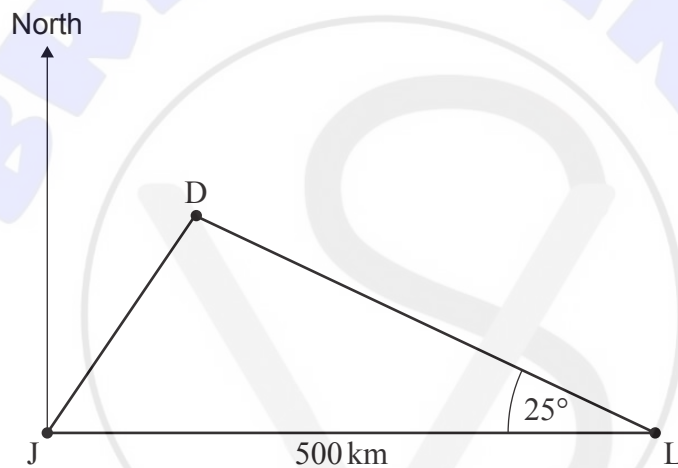
Section A

Answer **all** questions. Answers must be written within the answer boxes provided. Working may be continued below the lines, if necessary.

1. [Maximum mark: 5]

The cities Lucknow (L), Jaipur (J) and Delhi (D) are represented in the following diagram. Lucknow lies 500 km directly east of Jaipur, and $\angle JLD = 25^\circ$.

diagram not to scale



The bearing of D from J is 034° .

- (a) Find $\angle JDL$. [2]
- (b) Find the distance between Lucknow and Delhi. [3]

.....

.....

.....

.....

.....

.....

.....

.....

.....

.....

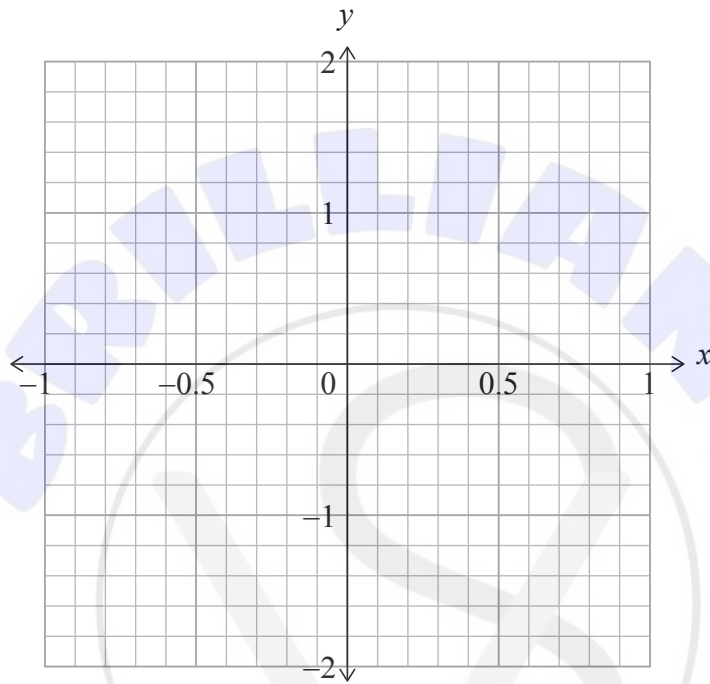


2. [Maximum mark: 5]

The functions f and g are defined by $f(x) = 2x - x^3$ and $g(x) = \tan x$.

(a) Find $(f \circ g)(x)$. [2]

(b) On the following grid, sketch the graph of $y = (f \circ g)(x)$ for $-1 \leq x \leq 1$. Write down and clearly label the coordinates of any local maximum or minimum points. [3]



.....

.....

.....

.....

.....

.....

.....

.....

.....

.....

.....

.....

.....

.....

.....

.....

.....

.....

.....

.....

.....

.....



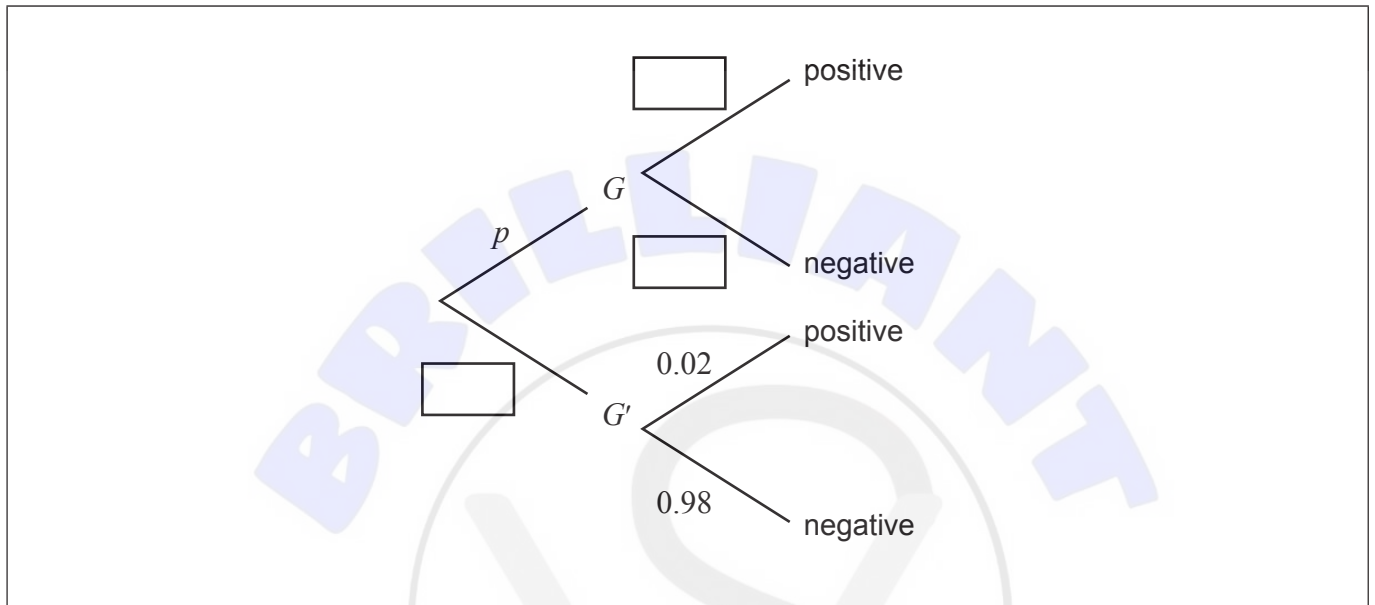
7. [Maximum mark: 6]

A new test has been developed to identify whether a particular gene, G , is present in a population of parrots. The test returns a correct positive result 95% of the time for parrots with the gene, and a false positive result 2% of the time for parrots without the gene.

The proportion of the population with the gene is p .

(a) Complete the tree diagram below.

[2]



(b) A random sample of the population was tested. It was found that 150 tests returned a positive result. Out of the 150 parrots with a positive test result, 18 did not actually have the gene. Find an estimate for p .

[4]

.....

.....

.....

.....

.....

.....

.....

.....

.....

.....

.....

.....

.....

.....

.....

.....

.....

.....

.....

.....

.....

.....

.....



Do **not** write solutions on this page.

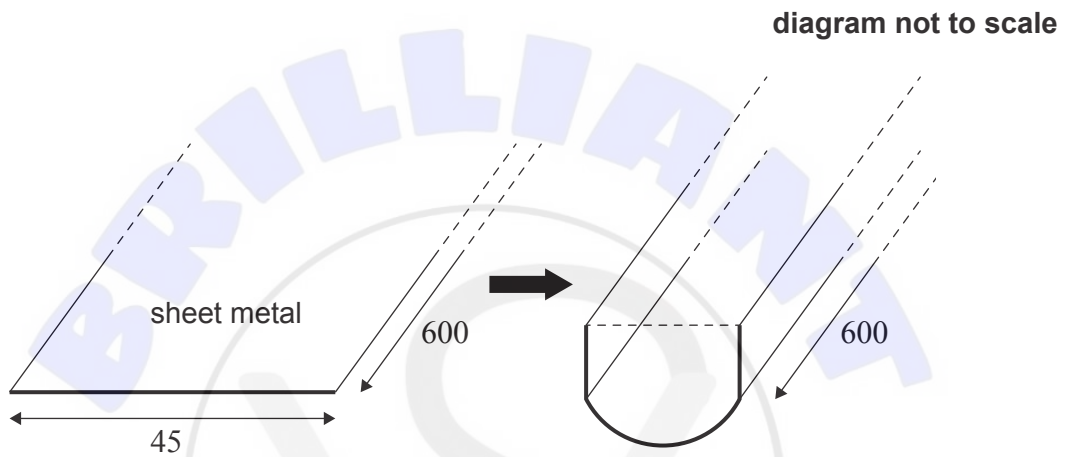
Section B

Answer **all** questions in the answer booklet provided. Please start each question on a new page.

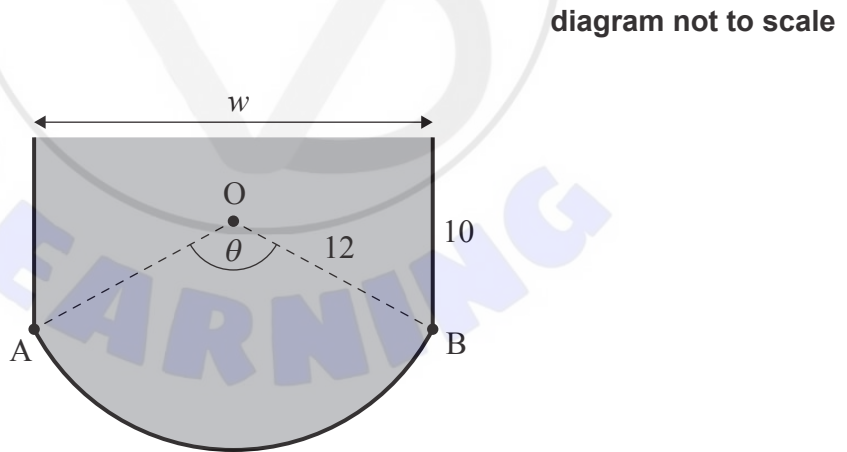
10. [Maximum mark: 15]

An engineer is designing a gutter to catch rainwater from the roof of a house.

The gutter will be open at the top and is made by folding a piece of sheet metal 45 cm wide and 600 cm long.



The cross-section of the gutter is shaded in the following diagram.



The height of both vertical sides is 10 cm. The width of the gutter is w cm.

Arc AB lies on the circumference of a circle with centre O and radius 12 cm.

(This question continues on the following page)



Do **not** write solutions on this page.

(Question 10 continued)

Let $\widehat{AOB} = \theta$ radians, where $0 < \theta < \pi$.

- (a) Show that $\theta = 2.08$, correct to three significant figures. [3]
- (b) Find the area of the cross-section of the gutter. [7]

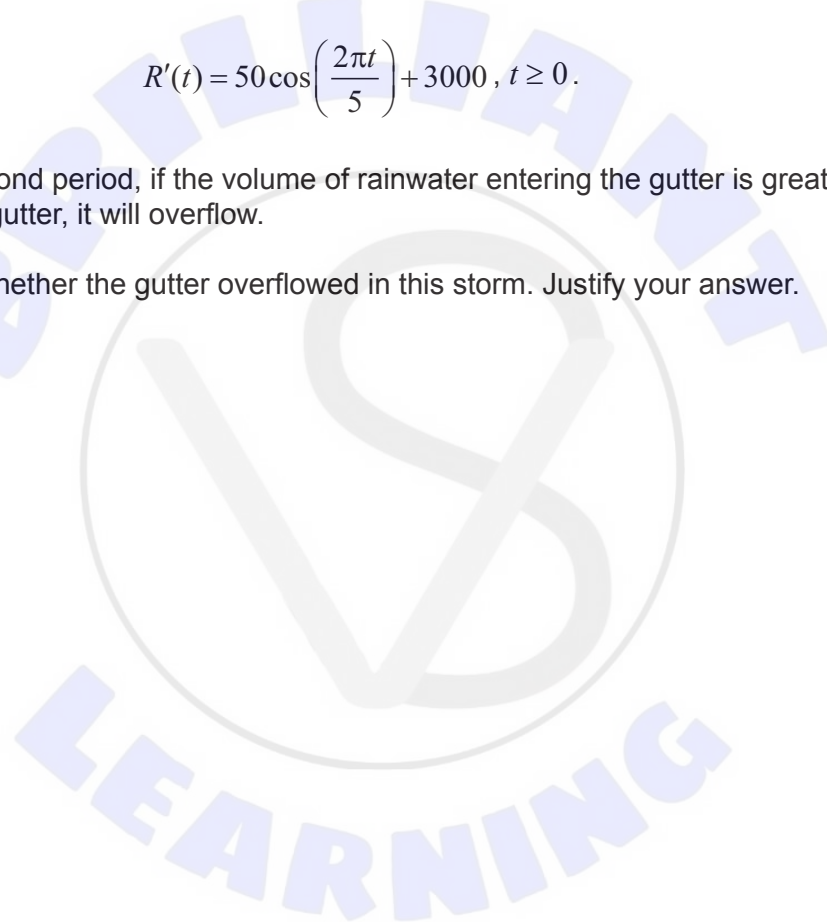
In a storm, the total volume, in cm^3 , of rainwater that enters the gutter can be modelled by a function $R(t)$, where t is the time, in seconds, since the start of the storm.

It was determined that the **rate** at which rainwater entered the gutter could be modelled by

$$R'(t) = 50 \cos\left(\frac{2\pi t}{5}\right) + 3000, \quad t \geq 0.$$

During any 60-second period, if the volume of rainwater entering the gutter is greater than the volume of the gutter, it will overflow.

- (c) Determine whether the gutter overflowed in this storm. Justify your answer. [5]



Do **not** write solutions on this page.

11. [Maximum mark: 19]

A continuous random variable, X , has a probability density function defined by

$$f(x) = \begin{cases} \frac{6}{\pi\sqrt{16-x^2}}, & 0 \leq x \leq 2 \\ 0, & \text{otherwise.} \end{cases}$$

- (a) Find the exact value of $E(X)$. [5]
- (b) Find $P(X < 0.5)$. [2]

A laboratory trial may require up to 2 millilitres of reagent. The amount of reagent used has been found to have a probability distribution that can be modelled by $f(x)$, where X is the amount of reagent in millilitres.

Each laboratory trial is independent. A trial is considered a success when $X < 0.5$.

- (c) Determine the least number of trials required to be 99% sure of at least one success. [3]

Ten trials were conducted.

- (d) Find the probability that exactly three trials were successful. [2]
- (e) Write down the number of ways these three successful trials could have occurred consecutively. [1]

Now consider n trials where it is given that exactly three successes have occurred.

- (f) (i) Write down an expression for the number of ways these three successful trials could have occurred consecutively.
- (ii) Find the greatest value of n such that the probability of three consecutive successful trials is more than 0.05. [6]



Do **not** write solutions on this page.

12. [Maximum mark: 21]

Consider the differential equation $\frac{dy}{dx} = \frac{x^2y - y}{x^2 + 1}$, where $y > 0$ and $y = 3$ when $x = 0$.

(a) Use Euler’s method, with a step length of 0.03, to find an approximate value for y when $x = 0.15$. Give your answer correct to six significant figures. [4]

(b) (i) Write down the value of $\frac{dy}{dx}$ when $x = 0$.

(ii) Show that $\frac{d^2y}{dx^2} = 3$ when $x = 0$. [5]

(c) (i) Given that $\frac{d^3y}{dx^3} = 9$ when $x = 0$, find the first four terms of the Maclaurin series for y .

(ii) Use the Maclaurin series to find an approximate value for y when $x = 0.15$. Give your answer correct to six significant figures. [3]

(d) (i) It is given that $\frac{x^2 - 1}{x^2 + 1} \equiv 1 - \frac{2}{x^2 + 1}$.

Solve the differential equation $\frac{dy}{dx} = \frac{x^2y - y}{x^2 + 1}$, where $y > 0$ and $y = 3$ when $x = 0$.

Give your answer in the form $y = f(x)$.

(ii) Hence, find the value of y when $x = 0.15$. Give your answer correct to six significant figures. [7]

(e) For $0 \leq x < 1$, explain why the approximate value for y obtained using Euler’s method will always be less than the actual value for y . [2]

References:

© International Baccalaureate Organization 2023





Please **do not** write on this page.

Answers written on this page
will not be marked.

