

© International Baccalaureate Organization 2023

All rights reserved. No part of this product may be reproduced in any form or by any electronic or mechanical means, including information storage and retrieval systems, without the prior written permission from the IB. Additionally, the license tied with this product prohibits use of any selected files or extracts from this product. Use by third parties, including but not limited to publishers, private teachers, tutoring or study services, preparatory schools, vendors operating curriculum mapping services or teacher resource digital platforms and app developers, whether fee-covered or not, is prohibited and is a criminal offense.

More information on how to request written permission in the form of a license can be obtained from <https://ibo.org/become-an-ib-school/ib-publishing/licensing/applying-for-a-license/>.

© Organisation du Baccalauréat International 2023

Tous droits réservés. Aucune partie de ce produit ne peut être reproduite sous quelque forme ni par quelque moyen que ce soit, électronique ou mécanique, y compris des systèmes de stockage et de récupération d'informations, sans l'autorisation écrite préalable de l'IB. De plus, la licence associée à ce produit interdit toute utilisation de tout fichier ou extrait sélectionné dans ce produit. L'utilisation par des tiers, y compris, sans toutefois s'y limiter, des éditeurs, des professeurs particuliers, des services de tutorat ou d'aide aux études, des établissements de préparation à l'enseignement supérieur, des fournisseurs de services de planification des programmes d'études, des gestionnaires de plateformes pédagogiques en ligne, et des développeurs d'applications, moyennant paiement ou non, est interdite et constitue une infraction pénale.

Pour plus d'informations sur la procédure à suivre pour obtenir une autorisation écrite sous la forme d'une licence, rendez-vous à l'adresse <https://ibo.org/become-an-ib-school/ib-publishing/licensing/applying-for-a-license/>.

© Organización del Bachillerato Internacional, 2023

Todos los derechos reservados. No se podrá reproducir ninguna parte de este producto de ninguna forma ni por ningún medio electrónico o mecánico, incluidos los sistemas de almacenamiento y recuperación de información, sin la previa autorización por escrito del IB. Además, la licencia vinculada a este producto prohíbe el uso de todo archivo o fragmento seleccionado de este producto. El uso por parte de terceros —lo que incluye, a título enunciativo, editoriales, profesores particulares, servicios de apoyo académico o ayuda para el estudio, colegios preparatorios, desarrolladores de aplicaciones y entidades que presten servicios de planificación curricular u ofrezcan recursos para docentes mediante plataformas digitales—, ya sea incluido en tasas o no, está prohibido y constituye un delito.

En este enlace encontrará más información sobre cómo solicitar una autorización por escrito en forma de licencia: <https://ibo.org/become-an-ib-school/ib-publishing/licensing/applying-for-a-license/>.



Mathematics: analysis and approaches

Higher level

Paper 2

9 May 2023

Zone A afternoon | Zone B morning | Zone C afternoon

Candidate session number

2 hours

--	--	--	--	--	--	--	--	--	--

Instructions to candidates

- Write your session number in the boxes above.
- Do not open this examination paper until instructed to do so.
- A graphic display calculator is required for this paper.
- Section A: answer all questions. Answers must be written within the answer boxes provided.
- Section B: answer all questions in the answer booklet provided. Fill in your session number on the front of the answer booklet, and attach it to this examination paper and your cover sheet using the tag provided.
- Unless otherwise stated in the question, all numerical answers should be given exactly or correct to three significant figures.
- A clean copy of the **mathematics: analysis and approaches formula booklet** is required for this paper.
- The maximum mark for this examination paper is **[110 marks]**.



Full marks are not necessarily awarded for a correct answer with no working. Answers must be supported by working and/or explanations. Solutions found from a graphic display calculator should be supported by suitable working. For example, if graphs are used to find a solution, you should sketch these as part of your answer. Where an answer is incorrect, some marks may be given for a correct method, provided this is shown by written working. You are therefore advised to show all working.

Section A

Answer **all** questions. Answers must be written within the answer boxes provided. Working may be continued below the lines, if necessary.

1. [Maximum mark: 4]

A botanist is conducting an experiment which studies the growth of plants.

The heights of the plants are measured on seven different days.

The following table shows the number of days, d , that the experiment has been running and the average height, h cm, of the plants on each of those days.

Number of days (d)	2	5	13	24	33	37	42
Average height (h)	10	16	30	59	76	79	82

The value of Pearson's product-moment correlation coefficient, r , for this data is 0.991, correct to three significant figures.

(a) The regression line of h on d for this data can be written in the form $h = ad + b$.

Find the value of a and the value of b .

[2]

(b) Use your regression line to estimate the average height of the plants when the experiment has been running for 20 days.

[2]

.....

.....

.....

.....

.....

.....

.....

.....

.....

.....

.....





Please **do not** write on this page.

Answers written on this page
will not be marked.



Do **not** write solutions on this page.

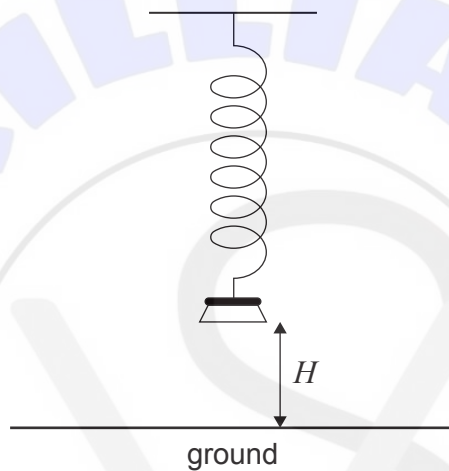
Section B

Answer **all** questions in the answer booklet provided. Please start each question on a new page.

10. [Maximum mark: 13]

A weight suspended on a spring is pulled down and released, so that it moves up and down vertically.

The height, H metres, of the base of the weight above the ground can be modelled by the function $H(t) = a \cos(7.8t) + b$, for $a, b \in \mathbb{R}$ and $0 \leq t \leq 10$, where t is the time in seconds after the weight is released.



(a) Find the period of the function.

[2]

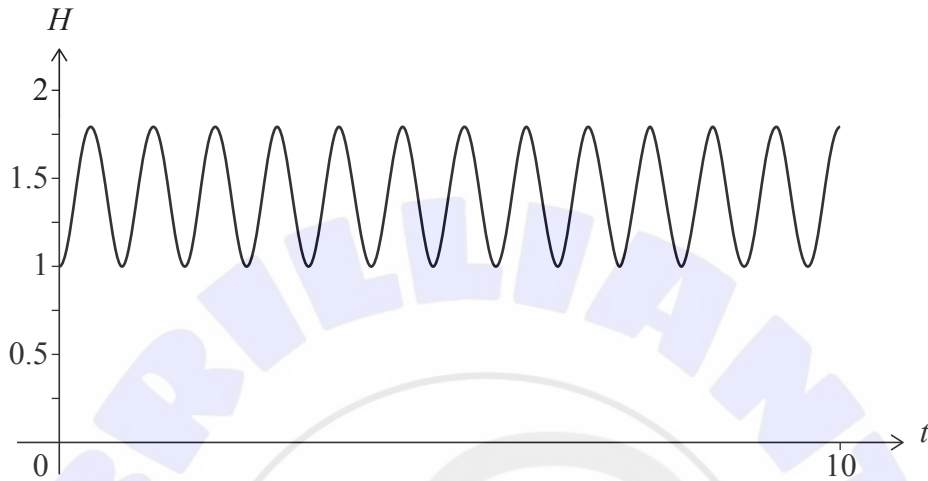
(This question continues on the following page)



Do **not** write solutions on this page.

(Question 10 continued)

The weight is released when its base is at a minimum height of 1 metre above the ground, and it reaches a maximum height of 1.8 metres above the ground. The graph of H is shown in the following diagram.



- (b) Find the value of
 - (i) a ;
 - (ii) b . [3]
 - (c) Find the number of times that the weight reaches its maximum height in the first five seconds of its motion. [2]
 - (d) Find the first time that the base of the weight reaches a height of 1.5 metres. [2]
- A camera is set to take a picture of the weight at a random time during the first five seconds of its motion.
- (e) Find the probability that the height of the base of the weight is greater than 1.5 metres at the time the picture is taken. [4]



Do **not** write solutions on this page.

11. [Maximum mark: 20]

A game of chance involves drawing **two** balls at random out of a box without replacement. The box initially contains r red balls and y yellow balls.

Let $P(YY)$ represent the probability of drawing two yellow balls from the box without replacement.

Consider a version of this game where it is known that $P(YY) = \frac{1}{3}$.

(a) Show that $2y^2 - 2(r + 1)y + r - r^2 = 0$. [4]

(b) By solving the equation in part (a), show that $y = \frac{(r+1) + \sqrt{3r^2 + 1}}{2}$. [4]

(c) Find two pairs of values for r and y that satisfy the condition $P(YY) = \frac{1}{3}$. [4]

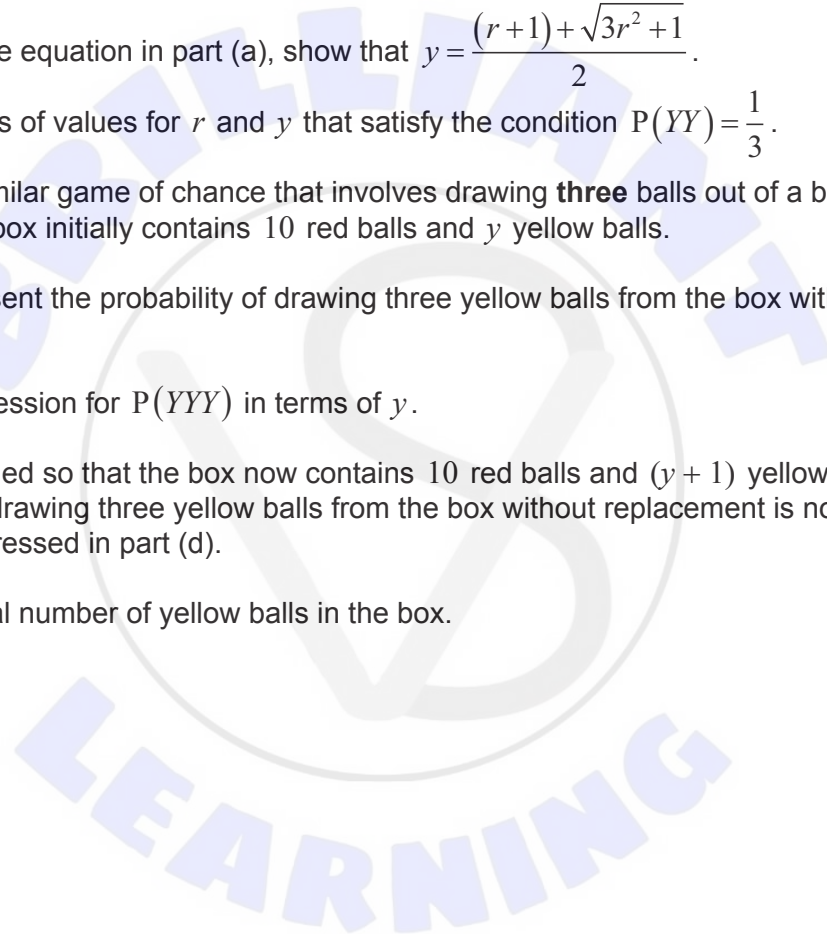
Now consider a similar game of chance that involves drawing **three** balls out of a box without replacement. The box initially contains 10 red balls and y yellow balls.

Let $P(YYY)$ represent the probability of drawing three yellow balls from the box without replacement.

(d) Find an expression for $P(YYY)$ in terms of y . [3]

A yellow ball is added so that the box now contains 10 red balls and $(y + 1)$ yellow balls. The probability of drawing three yellow balls from the box without replacement is now twice the probability expressed in part (d).

(e) Find the initial number of yellow balls in the box. [5]



Do **not** write solutions on this page.

12. [Maximum mark: 21]

Consider the differential equation $\frac{dy}{dx} = \frac{x^2 + 3y^2}{xy}$, where $x > 0, y > 0$.

It is given that $y = 2$ when $x = 1$.

(a) Use Euler’s method with step length 0.1 to find an approximate value of y when $x = 1.1$. [2]

(b) By solving the differential equation, show that $y = x\sqrt{\frac{9x^4 - 1}{2}}$. [8]

(c) Find the value of y when $x = 1.1$. [1]

(d) With reference to the concavity of the graph of $y = x\sqrt{\frac{9x^4 - 1}{2}}$ for $1 \leq x \leq 1.1$, explain why the value of y found in part (c) is greater than the approximate value of y found in part (a). [2]

The graph of $y = x\sqrt{\frac{9x^4 - 1}{2}}$ for $\frac{\sqrt{3}}{3} < x < 1$ has a point of inflexion at the point P.

(e) By sketching the graph of an appropriate derivative of y , determine the x -coordinate of P. [2]

It can be shown that $\frac{d^2y}{dx^2} = \frac{-x^4 + x^2y^2 + 6y^4}{x^2y^3}$, where $x > 0, y > 0$.

(f) Use this expression for $\frac{d^2y}{dx^2}$ to show that point P lies on the straight line $y = mx$ where the exact value of m is to be determined. [6]

References:

© International Baccalaureate Organization 2023





Please **do not** write on this page.

Answers written on this page
will not be marked.

