

© International Baccalaureate Organization 2023

All rights reserved. No part of this product may be reproduced in any form or by any electronic or mechanical means, including information storage and retrieval systems, without the prior written permission from the IB. Additionally, the license tied with this product prohibits use of any selected files or extracts from this product. Use by third parties, including but not limited to publishers, private teachers, tutoring or study services, preparatory schools, vendors operating curriculum mapping services or teacher resource digital platforms and app developers, whether fee-covered or not, is prohibited and is a criminal offense.

More information on how to request written permission in the form of a license can be obtained from <https://ibo.org/become-an-ib-school/ib-publishing/licensing/applying-for-a-license/>.

© Organisation du Baccalauréat International 2023

Tous droits réservés. Aucune partie de ce produit ne peut être reproduite sous quelque forme ni par quelque moyen que ce soit, électronique ou mécanique, y compris des systèmes de stockage et de récupération d'informations, sans l'autorisation écrite préalable de l'IB. De plus, la licence associée à ce produit interdit toute utilisation de tout fichier ou extrait sélectionné dans ce produit. L'utilisation par des tiers, y compris, sans toutefois s'y limiter, des éditeurs, des professeurs particuliers, des services de tutorat ou d'aide aux études, des établissements de préparation à l'enseignement supérieur, des fournisseurs de services de planification des programmes d'études, des gestionnaires de plateformes pédagogiques en ligne, et des développeurs d'applications, moyennant paiement ou non, est interdite et constitue une infraction pénale.

Pour plus d'informations sur la procédure à suivre pour obtenir une autorisation écrite sous la forme d'une licence, rendez-vous à l'adresse <https://ibo.org/become-an-ib-school/ib-publishing/licensing/applying-for-a-license/>.

© Organización del Bachillerato Internacional, 2023

Todos los derechos reservados. No se podrá reproducir ninguna parte de este producto de ninguna forma ni por ningún medio electrónico o mecánico, incluidos los sistemas de almacenamiento y recuperación de información, sin la previa autorización por escrito del IB. Además, la licencia vinculada a este producto prohíbe el uso de todo archivo o fragmento seleccionado de este producto. El uso por parte de terceros —lo que incluye, a título enunciativo, editoriales, profesores particulares, servicios de apoyo académico o ayuda para el estudio, colegios preparatorios, desarrolladores de aplicaciones y entidades que presten servicios de planificación curricular u ofrezcan recursos para docentes mediante plataformas digitales—, ya sea incluido en tasas o no, está prohibido y constituye un delito.

En este enlace encontrará más información sobre cómo solicitar una autorización por escrito en forma de licencia: <https://ibo.org/become-an-ib-school/ib-publishing/licensing/applying-for-a-license/>.

Mathematics: applications and interpretation
Standard level
Paper 1

8 May 2023

Zone A afternoon | **Zone B** morning | **Zone C** afternoon

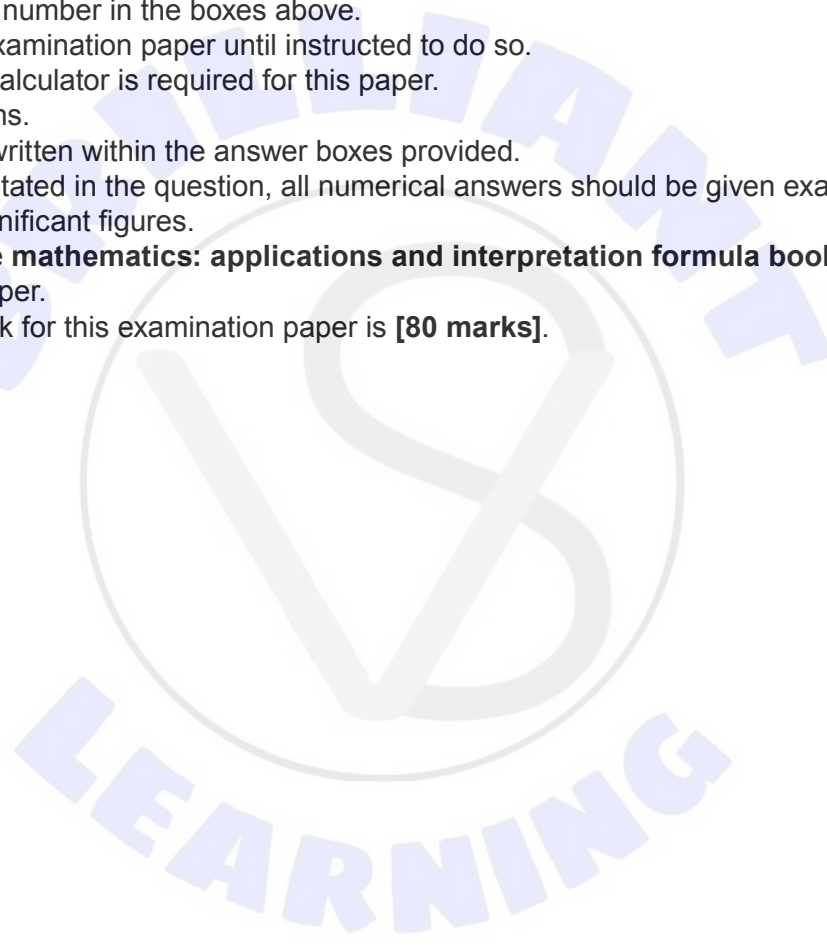
Candidate session number

1 hour 30 minutes

--	--	--	--	--	--	--	--	--	--

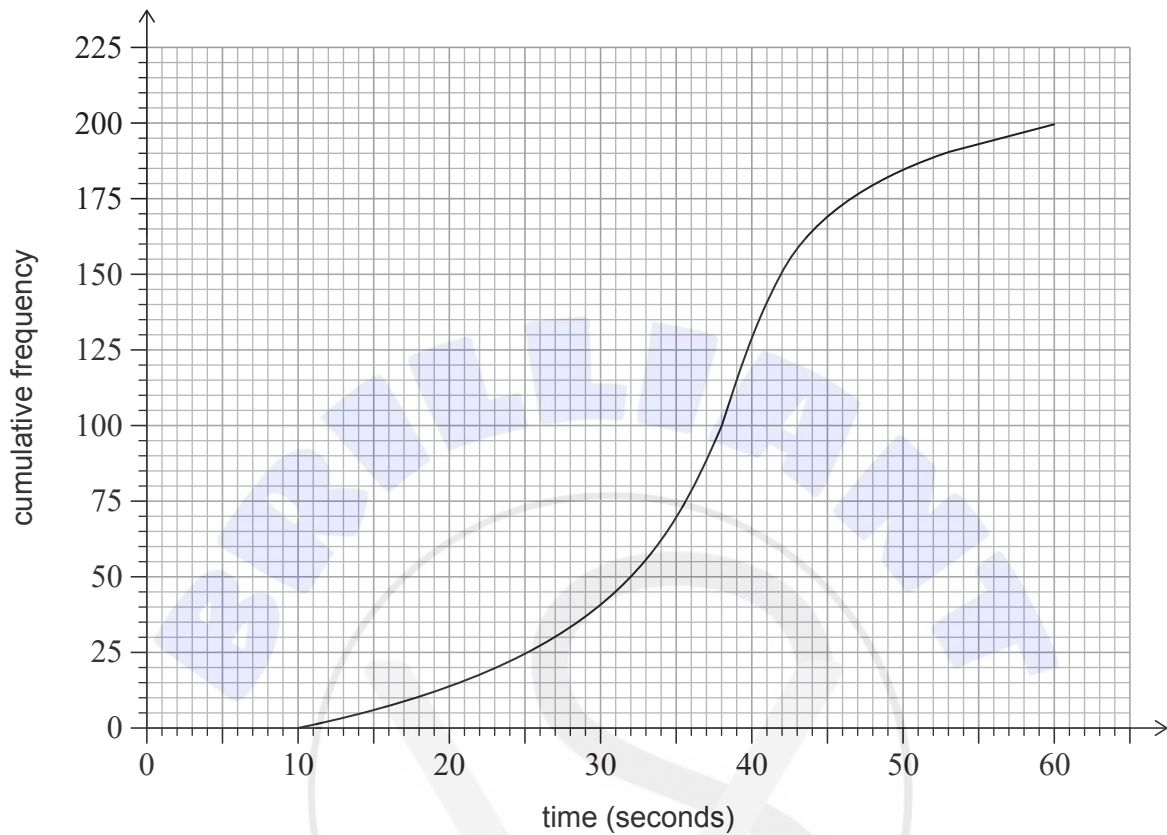
Instructions to candidates

- Write your session number in the boxes above.
- Do not open this examination paper until instructed to do so.
- A graphic display calculator is required for this paper.
- Answer all questions.
- Answers must be written within the answer boxes provided.
- Unless otherwise stated in the question, all numerical answers should be given exactly or correct to three significant figures.
- A clean copy of the **mathematics: applications and interpretation formula booklet** is required for this paper.
- The maximum mark for this examination paper is **[80 marks]**.



3. [Maximum mark: 7]

In a school, 200 students solved a problem in a mathematics competition. Their times to solve the problem were recorded and the following cumulative frequency graph was produced.



- (a) Use the graph to find
 - (i) the median time;
 - (ii) the lower quartile;
 - (iii) the upper quartile;
 - (iv) the interquartile range. [4]

Cedric took 14 seconds to solve the problem.

- (b) Determine whether Cedric's time is an outlier. [3]

(This question continues on the following page)



6. [Maximum mark: 6]

A company that owns many restaurants wants to determine if there are differences in the quality of the food cooked for three different meals: breakfast, lunch and dinner.

Their quality assurance team randomly selects 500 items of food to inspect. The quality of this food is classified as perfect, satisfactory, or poor. The data is summarized in the following table.

		Quality			Total
		Perfect	Satisfactory	Poor	
Meal	Breakfast	101	124	7	232
	Lunch	68	81	5	154
	Dinner	35	69	10	114
Total		204	274	22	500

An item of food is chosen at random from these 500.

- (a) Find the probability that its quality is not perfect, given that it is from breakfast. [2]

A χ^2 test at the 5% significance level is carried out to determine if there is significant evidence of a difference in the quality of the food cooked for the three meals.

The critical value for this test is 9.488.

The hypotheses for this test are:

H_0 : The quality of the food and the type of meal are independent.

H_1 : The quality of the food and the type of meal are not independent.

- (b) Find the χ^2 statistic. [2]

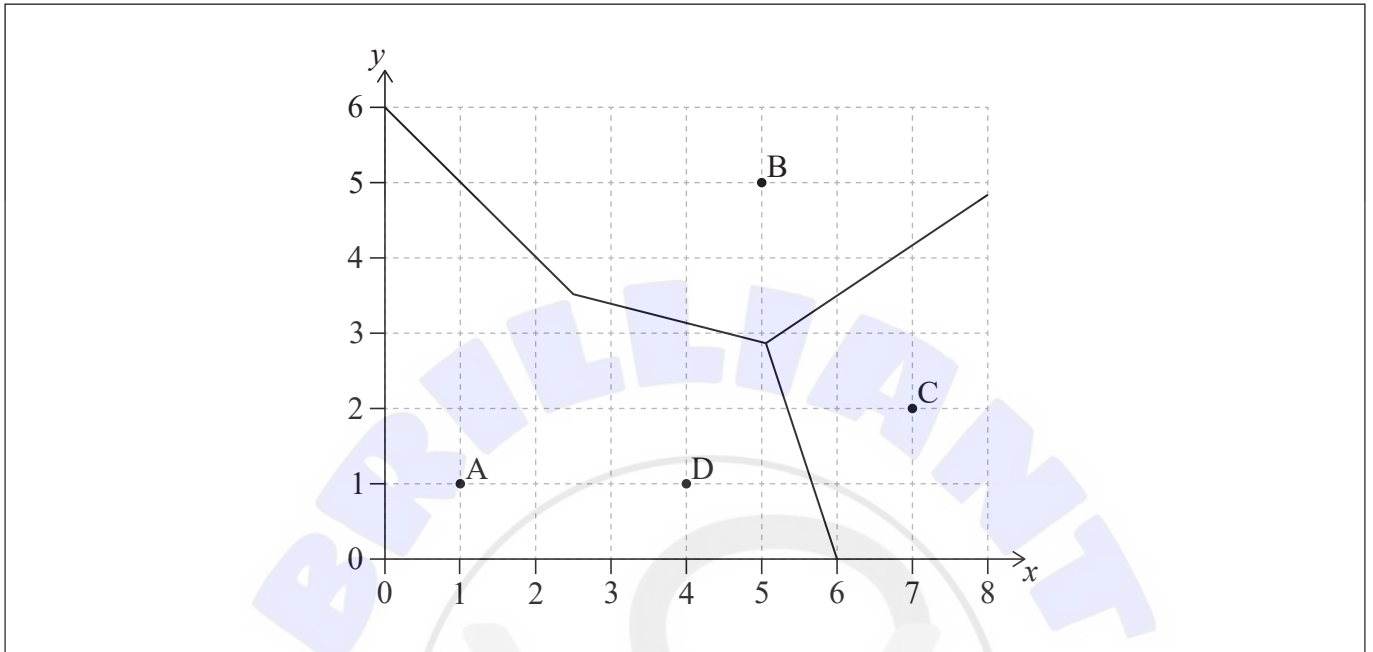
- (c) State, with justification, the conclusion for this test. [2]

(This question continues on the following page)



7. [Maximum mark: 6]

Ani owns four cafes represented by points A, B, C and D. Ani wants to divide the area into delivery regions. This process has been started in the following incomplete Voronoi diagram, where 1 unit represents 1 kilometre.



The midpoint of CD is $(5.5, 1.5)$.

- (a) Show that the equation of the perpendicular bisector of [CD] is $y = -3x + 18$. [3]
- (b) Complete the Voronoi diagram shown above. [1]

Ani opens an office equidistant from three of the cafes, B, C and D. The equation of the perpendicular bisector of [BC] is $3y = 2x - 1.5$.

- (c) Find the coordinates of the office. [2]

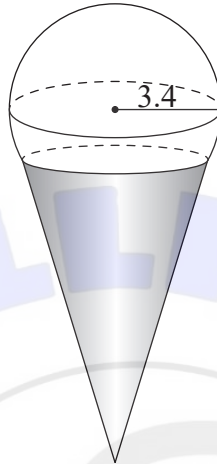
(This question continues on the following page)



8. [Maximum mark: 5]

Ruhi buys a scoop of ice cream in the shape of a sphere with a radius of 3.4 cm. The ice cream is served in a cone, and it may be assumed that $\frac{1}{5}$ of the volume of the ice cream is inside the cone. This is shown in the following diagram.

diagram not to scale



(a) Calculate the volume of ice cream that is not inside the cone. [3]

The cone has a slant height of 11 cm and a radius of 3 cm.

The outside of the cone is covered with chocolate.

(b) Calculate the surface area of the cone that is covered with chocolate. Give your answer correct to the nearest cm^2 . [2]

.....

.....

.....

.....

.....

.....

.....

.....

.....

.....

.....

.....

.....

.....

.....

.....

.....

.....

.....

.....

.....

.....





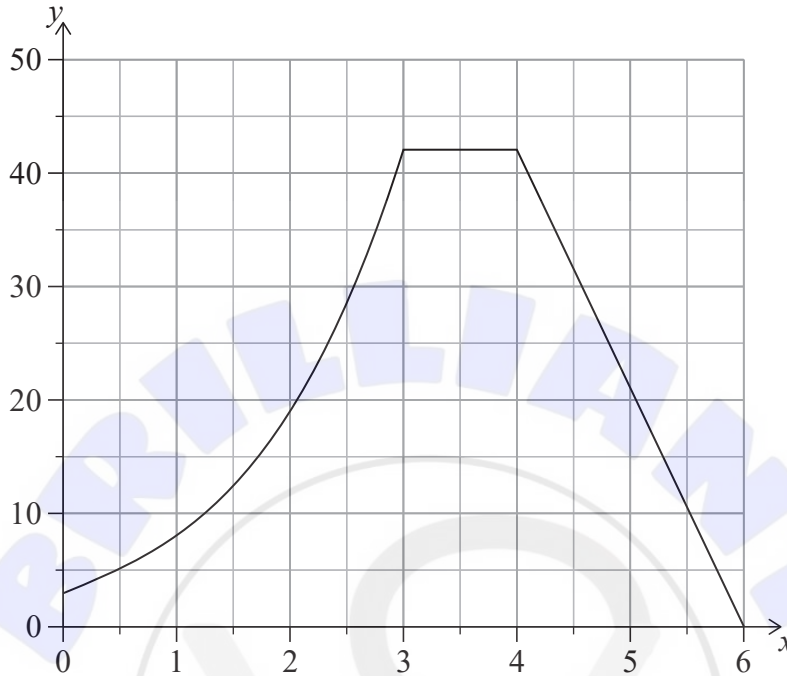
Please **do not** write on this page.

Answers written on this page
will not be marked.



13. [Maximum mark: 9]

An engineer wants to calculate the cross-sectional area of a dam. The cross-section of the dam can be modelled by a curve and two straight lines as shown in the following diagram, where distances are measured in metres.



The curve is modelled by a function $f(x)$. The following table gives values of $f(x)$ for different values of x in the interval $0 \leq x \leq 3$.

x	0	0.5	1	1.5	2	2.5	3
$y = f(x)$	3	5.13	8	12.4	19	28.6	42

- (a) Calculate an estimate for the area in the interval $0 \leq x \leq 3$ by using the trapezoidal rule with three equal intervals. [2]

It is known that $f'(x) = 3x^2 + 4$ in the domain $0 < x < 3$.

- (b) Find an expression for $f(x)$, in the domain $0 < x < 3$. [4]
- (c) Hence find the actual area of the **entire** cross-section. [3]

(This question continues on the following page)





Please **do not** write on this page.

Answers written on this page
will not be marked.

