

© International Baccalaureate Organization 2021

All rights reserved. No part of this product may be reproduced in any form or by any electronic or mechanical means, including information storage and retrieval systems, without the prior written permission from the IB. Additionally, the license tied with this product prohibits use of any selected files or extracts from this product. Use by third parties, including but not limited to publishers, private teachers, tutoring or study services, preparatory schools, vendors operating curriculum mapping services or teacher resource digital platforms and app developers, whether fee-covered or not, is prohibited and is a criminal offense.

More information on how to request written permission in the form of a license can be obtained from <https://ibo.org/become-an-ib-school/ib-publishing/licensing/applying-for-a-license/>.

© Organisation du Baccalauréat International 2021

Tous droits réservés. Aucune partie de ce produit ne peut être reproduite sous quelque forme ni par quelque moyen que ce soit, électronique ou mécanique, y compris des systèmes de stockage et de récupération d'informations, sans l'autorisation écrite préalable de l'IB. De plus, la licence associée à ce produit interdit toute utilisation de tout fichier ou extrait sélectionné dans ce produit. L'utilisation par des tiers, y compris, sans toutefois s'y limiter, des éditeurs, des professeurs particuliers, des services de tutorat ou d'aide aux études, des établissements de préparation à l'enseignement supérieur, des fournisseurs de services de planification des programmes d'études, des gestionnaires de plateformes pédagogiques en ligne, et des développeurs d'applications, moyennant paiement ou non, est interdite et constitue une infraction pénale.

Pour plus d'informations sur la procédure à suivre pour obtenir une autorisation écrite sous la forme d'une licence, rendez-vous à l'adresse <https://ibo.org/become-an-ib-school/ib-publishing/licensing/applying-for-a-license/>.

© Organización del Bachillerato Internacional, 2021

Todos los derechos reservados. No se podrá reproducir ninguna parte de este producto de ninguna forma ni por ningún medio electrónico o mecánico, incluidos los sistemas de almacenamiento y recuperación de información, sin la previa autorización por escrito del IB. Además, la licencia vinculada a este producto prohíbe el uso de todo archivo o fragmento seleccionado de este producto. El uso por parte de terceros —lo que incluye, a título enunciativo, editoriales, profesores particulares, servicios de apoyo académico o ayuda para el estudio, colegios preparatorios, desarrolladores de aplicaciones y entidades que presten servicios de planificación curricular u ofrezcan recursos para docentes mediante plataformas digitales—, ya sea incluido en tasas o no, está prohibido y constituye un delito.

En este enlace encontrará más información sobre cómo solicitar una autorización por escrito en forma de licencia: <https://ibo.org/become-an-ib-school/ib-publishing/licensing/applying-for-a-license/>.



**Mathematics: analysis and approaches**  
**Standard level**  
**Paper 2**

Tuesday 2 November 2021 (morning)

Candidate session number

1 hour 30 minutes

--	--	--	--	--	--	--	--	--	--

**Instructions to candidates**

- Write your session number in the boxes above.
- Do not open this examination paper until instructed to do so.
- A graphic display calculator is required for this paper.
- Section A: answer all questions. Answers must be written within the answer boxes provided.
- Section B: answer all questions in the answer booklet provided. Fill in your session number on the front of the answer booklet, and attach it to this examination paper and your cover sheet using the tag provided.
- Unless otherwise stated in the question, all numerical answers should be given exactly or correct to three significant figures.
- A clean copy of the **mathematics: analysis and approaches formula booklet** is required for this paper.
- The maximum mark for this examination paper is **[80 marks]**.



Full marks are not necessarily awarded for a correct answer with no working. Answers must be supported by working and/or explanations. Solutions found from a graphic display calculator should be supported by suitable working. For example, if graphs are used to find a solution, you should sketch these as part of your answer. Where an answer is incorrect, some marks may be given for a correct method, provided this is shown by written working. You are therefore advised to show all working.

### Section A

Answer **all** questions. Answers must be written within the answer boxes provided. Working may be continued below the lines, if necessary.

1. [Maximum mark: 5]

In Lucy's music academy, eight students took their piano diploma examination and achieved scores out of 150. For her records, Lucy decided to record the average number of hours per week each student reported practising in the weeks prior to their examination. These results are summarized in the table below.

Average weekly practice time ( $h$ )	28	13	45	33	17	29	39	36
Diploma score ( $D$ )	115	82	120	116	79	101	110	121

- (a) Find Pearson's product-moment correlation coefficient,  $r$ , for these data. [2]
- (b) The relationship between the variables can be modelled by the regression equation  $D = ah + b$ . Write down the value of  $a$  and the value of  $b$ . [1]
- (c) One of these eight students was disappointed with her result and wished she had practised more. Based on the given data, determine how her score could have been expected to alter had she practised an extra five hours per week. [2]

.....

.....

.....

.....

.....

.....

.....

.....

.....

.....

.....

.....

.....

.....

.....

.....

.....

.....

.....

.....

.....

.....

.....

.....



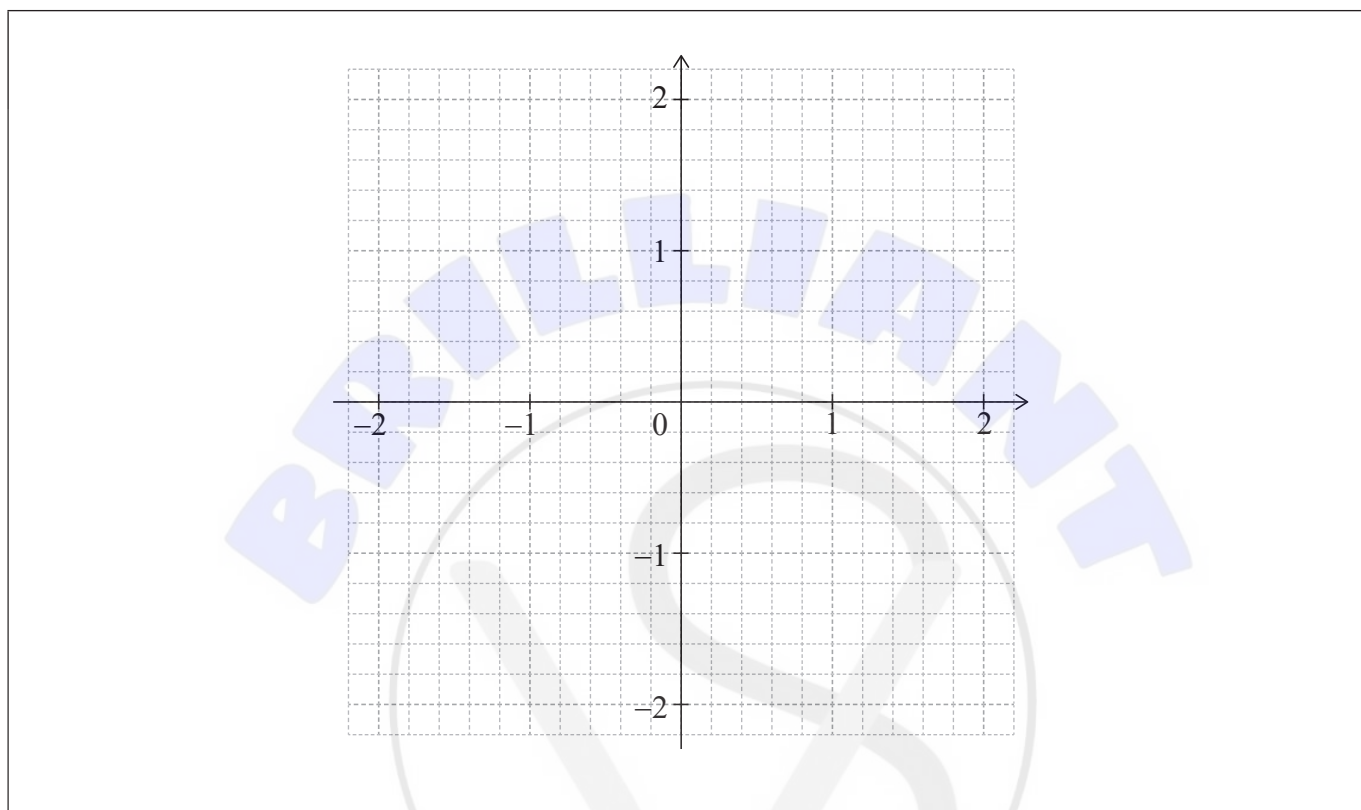
12EP02

2. [Maximum mark: 5]

Consider the function  $f(x) = e^{-x^2} - 0.5$ , for  $-2 \leq x \leq 2$ .

(a) Find the values of  $x$  for which  $f(x) = 0$ . [2]

(b) Sketch the graph of  $f$  on the following grid. [3]



A large rectangular area containing horizontal dotted lines for writing the answer to part (a) and the sketch for part (b).



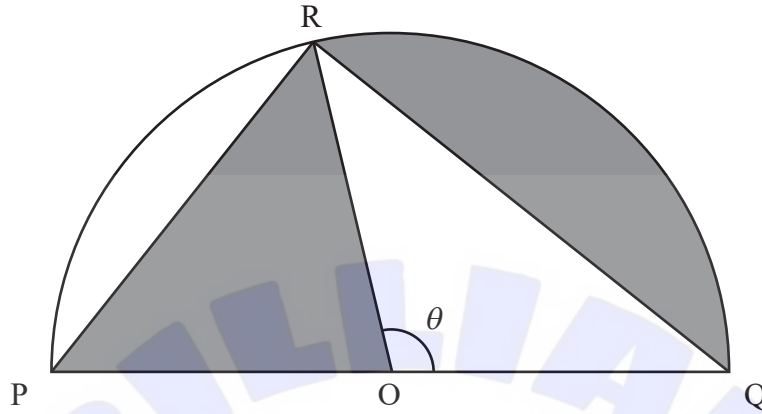
12EP03





5. [Maximum mark: 6]

The following diagram shows a semicircle with centre  $O$  and radius  $r$ . Points  $P$ ,  $Q$  and  $R$  lie on the circumference of the circle, such that  $PQ = 2r$  and  $\hat{ROQ} = \theta$ , where  $0 < \theta < \pi$ .



- (a) Given that the areas of the two shaded regions are equal, show that  $\theta = 2 \sin \theta$ . [5]
- (b) Hence determine the value of  $\theta$ . [1]

.....

.....

.....

.....

.....

.....

.....

.....

.....

.....

.....

.....

.....

.....

.....

.....

.....

.....

.....

.....

.....

.....





Do **not** write solutions on this page.

**Section B**

Answer **all** questions in the answer booklet provided. Please start each question on a new page.

7. [Maximum mark: 14]

Points A and P lie on opposite banks of a river, such that AP is the shortest distance across the river. Point B represents the centre of a city which is located on the riverbank.  $PB = 215$  km,  $AP = 65$  km and  $\hat{APB} = 90^\circ$ .

The following diagram shows this information.



A boat travels at an average speed of  $42 \text{ km h}^{-1}$ . A bus travels along the straight road between P and B at an average speed of  $84 \text{ km h}^{-1}$ .

- (a) Find the travel time, in hours, from A to B given that
- (i) the boat is taken from A to P, and the bus from P to B;
  - (ii) the boat travels directly to B. [4]

There is a point D, which lies on the road from P to B, such that  $BD = x$  km. The boat travels from A to D, and the bus travels from D to B.

- (b) (i) Find an expression, in terms of  $x$  for the travel time  $T$ , from A to B, passing through D.
- (ii) Find the value of  $x$  so that  $T$  is a minimum.
- (iii) Write down the minimum value of  $T$ . [6]

- (c) An excursion involves renting the boat and the bus. The cost to rent the boat is \$ 200 per hour, and the cost to rent the bus is \$ 150 per hour.
- (i) Find the new value of  $x$  so that the total cost  $C$  to travel from A to B via D is a minimum.
- (ii) Write down the minimum total cost for this journey. [4]



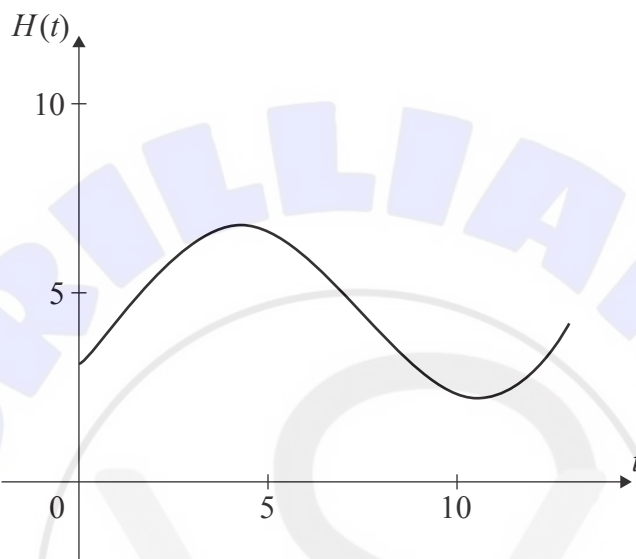
12EP08

Do **not** write solutions on this page.

8. [Maximum mark: 13]

The height of water, in metres, in Dungeness harbour is modelled by the function  $H(t) = a \sin(b(t - c)) + d$ , where  $t$  is the number of hours after midnight, and  $a$ ,  $b$ ,  $c$  and  $d$  are constants, where  $a > 0$ ,  $b > 0$  and  $c > 0$ .

The following graph shows the height of the water for 13 hours, starting at midnight.



The first high tide occurs at 04:30 and the next high tide occurs 12 hours later. Throughout the day, the height of the water fluctuates between 2.2 m and 6.8 m.

All heights are given correct to one decimal place.

- (a) Show that  $b = \frac{\pi}{6}$ . [1]
- (b) Find the value of  $a$ . [2]
- (c) Find the value of  $d$ . [2]
- (d) Find the smallest possible value of  $c$ . [3]
- (e) Find the height of the water at 12:00. [2]
- (f) Determine the number of hours, over a 24-hour period, for which the tide is higher than 5 metres. [3]



12EP09

Do **not** write solutions on this page.

9. [Maximum mark: 16]

The random variable  $X$  follows a normal distribution with mean  $\mu$  and standard deviation  $\sigma$ .

(a) Find  $P(\mu - 1.5\sigma < X < \mu + 1.5\sigma)$ . [3]

The avocados grown on a farm have weights, in grams, that are normally distributed with mean  $\mu$  and standard deviation  $\sigma$ . Avocados are categorized as small, medium, large or premium, according to their weight. The following table shows the probability an avocado grown on the farm is classified as small, medium, large or premium.

Category	Small	Medium	Large	Premium
Probability	0.04	0.576	0.288	0.096

The maximum weight of a small avocado is 106.2 grams.

The minimum weight of a premium avocado is 182.6 grams.

(b) Find the value of  $\mu$  and of  $\sigma$ . [5]

A supermarket purchases all the avocados from the farm that weigh more than 106.2 grams.

(c) Find the probability that an avocado chosen at random from this purchase is categorized as  
 (i) medium;  
 (ii) large;  
 (iii) premium. [4]

The selling prices of the different categories of avocado at this supermarket are shown in the following table:

Category	Medium	Large	Premium
Selling price (\$) per avocado	1.10	1.29	1.96

The supermarket pays the farm \$200 for the avocados and assumes it will then sell them in exactly the same proportion as purchased from the farm.

(d) According to this model, find the minimum number of avocados that must be sold so that the net profit for the supermarket is at least \$438. [4]

References:

© International Baccalaureate Organization 2021



12EP10



Please **do not** write on this page.  
Answers written on this page  
will not be marked.



12EP11



Please **do not** write on this page.  
Answers written on this page  
will not be marked.



12EP12