

© International Baccalaureate Organization 2021

All rights reserved. No part of this product may be reproduced in any form or by any electronic or mechanical means, including information storage and retrieval systems, without the prior written permission from the IB. Additionally, the license tied with this product prohibits use of any selected files or extracts from this product. Use by third parties, including but not limited to publishers, private teachers, tutoring or study services, preparatory schools, vendors operating curriculum mapping services or teacher resource digital platforms and app developers, whether fee-covered or not, is prohibited and is a criminal offense.

More information on how to request written permission in the form of a license can be obtained from <https://ibo.org/become-an-ib-school/ib-publishing/licensing/applying-for-a-license/>.

© Organisation du Baccalauréat International 2021

Tous droits réservés. Aucune partie de ce produit ne peut être reproduite sous quelque forme ni par quelque moyen que ce soit, électronique ou mécanique, y compris des systèmes de stockage et de récupération d'informations, sans l'autorisation écrite préalable de l'IB. De plus, la licence associée à ce produit interdit toute utilisation de tout fichier ou extrait sélectionné dans ce produit. L'utilisation par des tiers, y compris, sans toutefois s'y limiter, des éditeurs, des professeurs particuliers, des services de tutorat ou d'aide aux études, des établissements de préparation à l'enseignement supérieur, des fournisseurs de services de planification des programmes d'études, des gestionnaires de plateformes pédagogiques en ligne, et des développeurs d'applications, moyennant paiement ou non, est interdite et constitue une infraction pénale.

Pour plus d'informations sur la procédure à suivre pour obtenir une autorisation écrite sous la forme d'une licence, rendez-vous à l'adresse <https://ibo.org/become-an-ib-school/ib-publishing/licensing/applying-for-a-license/>.

© Organización del Bachillerato Internacional, 2021

Todos los derechos reservados. No se podrá reproducir ninguna parte de este producto de ninguna forma ni por ningún medio electrónico o mecánico, incluidos los sistemas de almacenamiento y recuperación de información, sin la previa autorización por escrito del IB. Además, la licencia vinculada a este producto prohíbe el uso de todo archivo o fragmento seleccionado de este producto. El uso por parte de terceros —lo que incluye, a título enunciativo, editoriales, profesores particulares, servicios de apoyo académico o ayuda para el estudio, colegios preparatorios, desarrolladores de aplicaciones y entidades que presten servicios de planificación curricular u ofrezcan recursos para docentes mediante plataformas digitales—, ya sea incluido en tasas o no, está prohibido y constituye un delito.

En este enlace encontrará más información sobre cómo solicitar una autorización por escrito en forma de licencia: <https://ibo.org/become-an-ib-school/ib-publishing/licensing/applying-for-a-license/>.

**Physics**  
**Standard level**  
**Paper 2**

Thursday 4 November 2021 (afternoon)

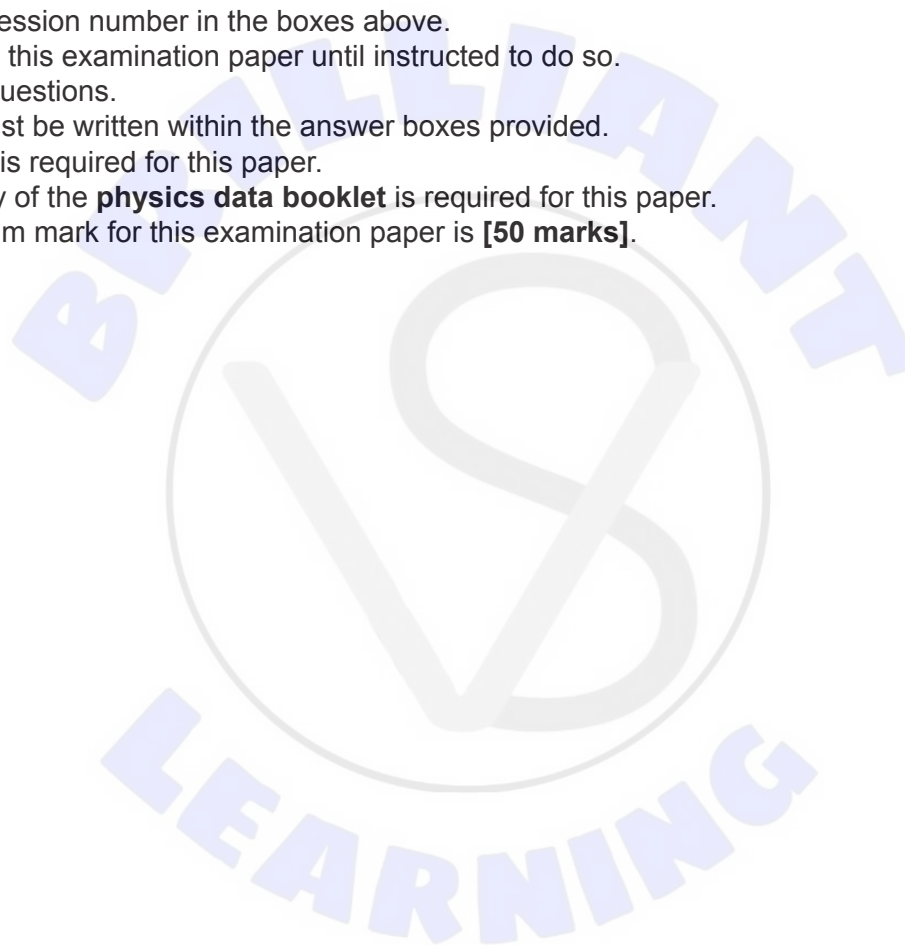
Candidate session number

--	--	--	--	--	--	--	--	--	--

1 hour 15 minutes

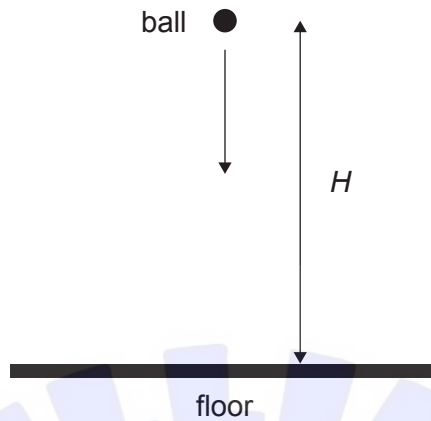
**Instructions to candidates**

- Write your session number in the boxes above.
- Do not open this examination paper until instructed to do so.
- Answer all questions.
- Answers must be written within the answer boxes provided.
- A calculator is required for this paper.
- A clean copy of the **physics data booklet** is required for this paper.
- The maximum mark for this examination paper is **[50 marks]**.

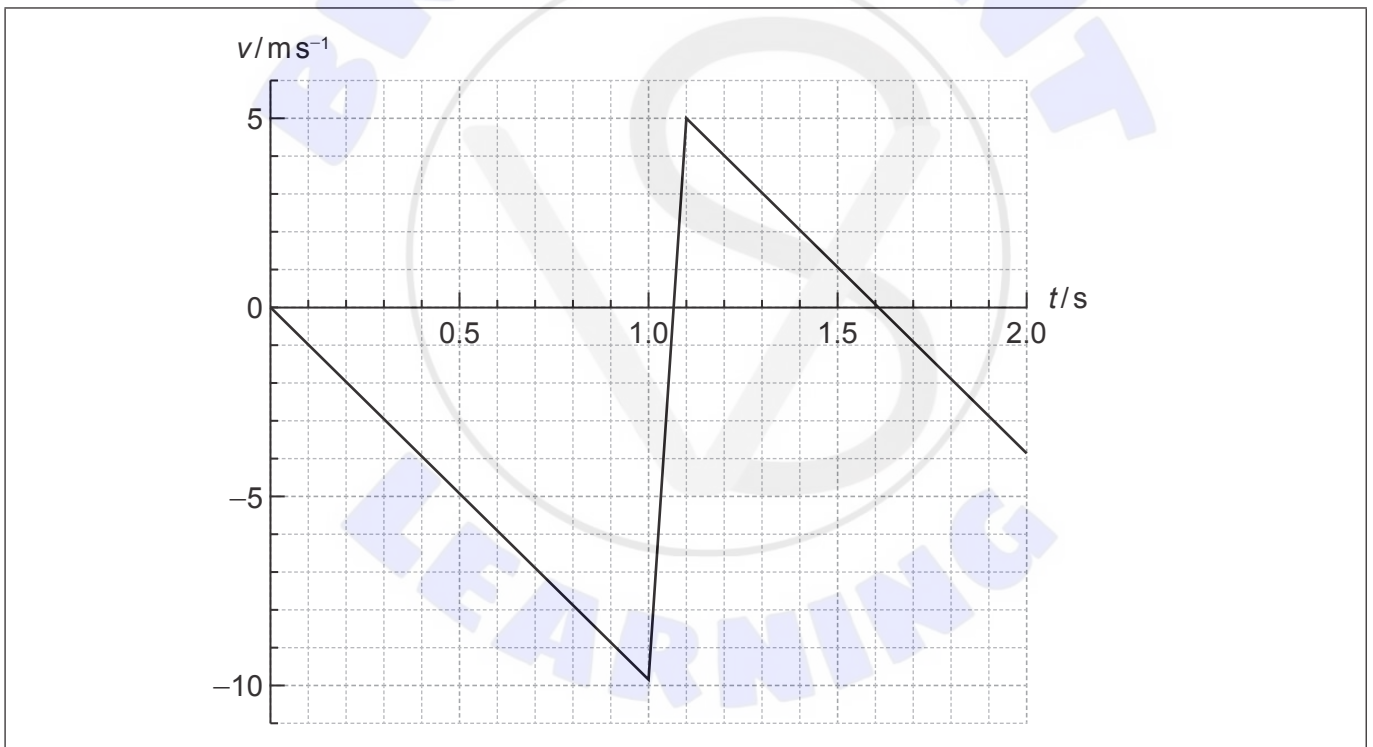


Answer **all** questions. Answers must be written within the answer boxes provided.

1. A ball of mass 0.250 kg is released from rest at time  $t = 0$ , from a height  $H$  above a horizontal floor.



The graph shows the variation with time  $t$  of the velocity  $v$  of the ball. Air resistance is negligible. Take  $g = -9.80 \text{ ms}^{-2}$ . The ball reaches the floor after 1.0 s.



(This question continues on the following page)



**(Question 1 continued)**

(a) Determine  $H$ .

[1]

.....  
.....  
.....

(b) (i) Label the time and velocity graph, using the letter M, the point where the ball reaches the maximum rebound height.

[1]


(ii) State the acceleration of the ball at the maximum rebound height.

[1]

.....  
.....

(iii) Draw, on the axes, a graph to show the variation with time of the height of the ball from the instant it rebounds from the floor until the instant it reaches the maximum rebound height. No numbers are required on the axes.

[1]



**(This question continues on page 5)**





Please **do not** write on this page.

Answers written on this page  
will not be marked.



**(Question 1 continued)**

- (c) Estimate the loss in the mechanical energy of the ball as a result of the collision with the floor. [1]

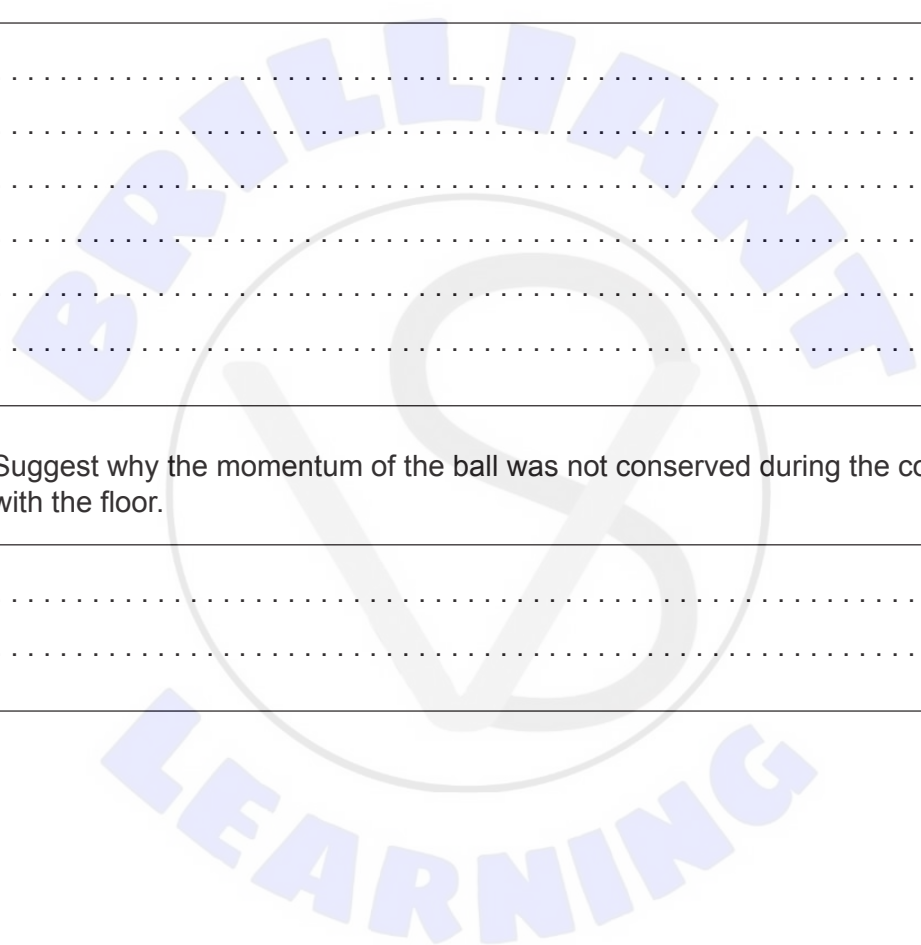
.....  
.....  
.....

- (d) (i) Determine the average force exerted on the floor by the ball. [3]

.....  
.....  
.....  
.....  
.....  
.....

- (ii) Suggest why the momentum of the ball was not conserved during the collision with the floor. [1]

.....  
.....



2. (a) State what is meant by the internal energy of an ideal gas. [1]

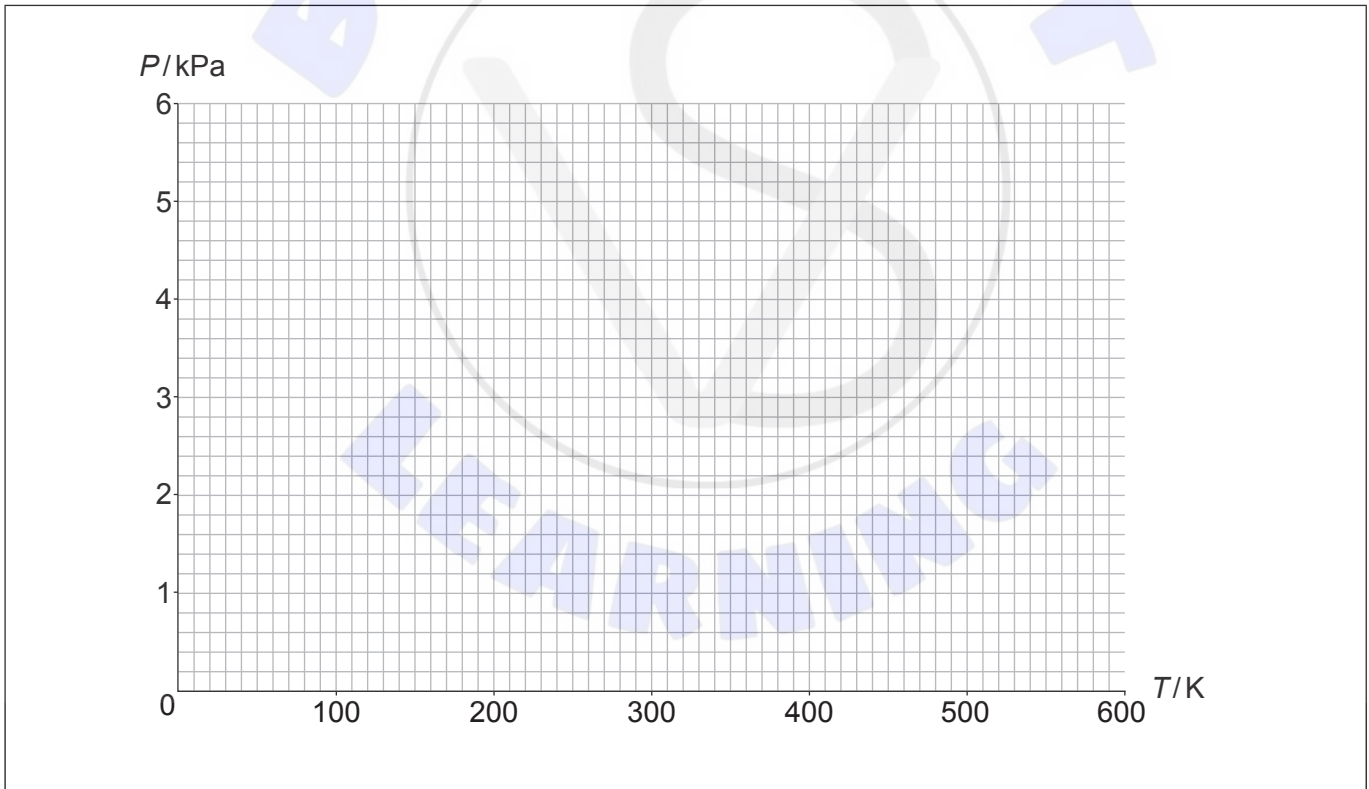
.....  
.....

(b) A quantity of 0.24 mol of an ideal gas of constant volume  $0.20 \text{ m}^3$  is kept at a temperature of 300 K.

(i) Calculate the pressure of the gas. [1]

.....  
.....

(ii) The temperature of the gas is increased to 500 K. Sketch, on the axes, a graph to show the variation with temperature  $T$  of the pressure  $P$  of the gas during this change. [2]



(This question continues on the following page)



**(Question 2 continued)**

- (c) A container is filled with 1 mole of helium (molar mass  $4 \text{ g mol}^{-1}$ ) and 1 mole of neon (molar mass  $20 \text{ g mol}^{-1}$ ). Compare the average kinetic energy of helium atoms to that of neon atoms. [2]

.....

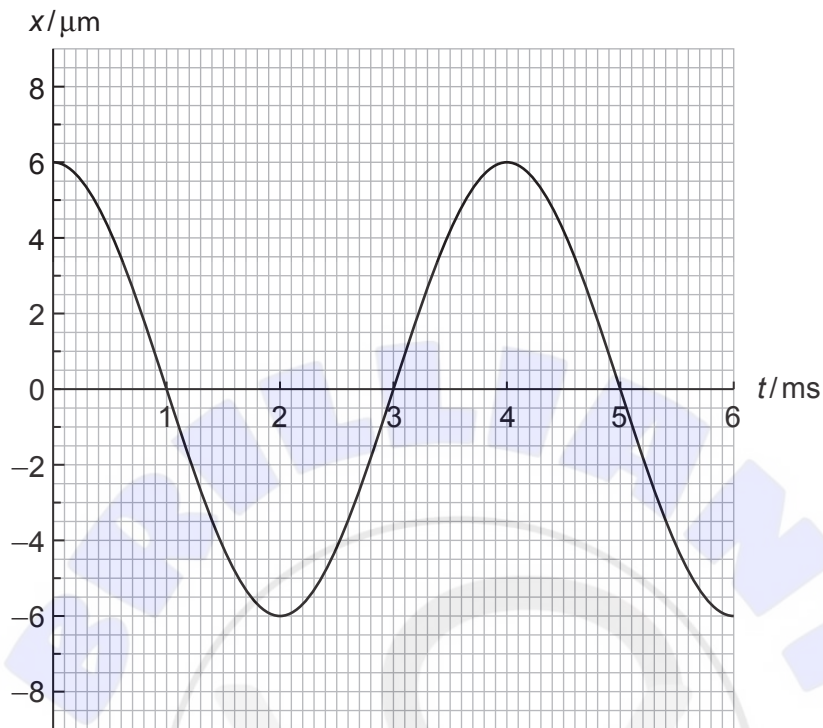
.....

.....

.....



3. A longitudinal wave travels in a medium with speed  $340 \text{ ms}^{-1}$ . The graph shows the variation with time  $t$  of the displacement  $x$  of a particle P in the medium. Positive displacements on the graph correspond to displacements to the right for particle P.



(a) Calculate the wavelength of the wave.

[2]

.....

.....

.....

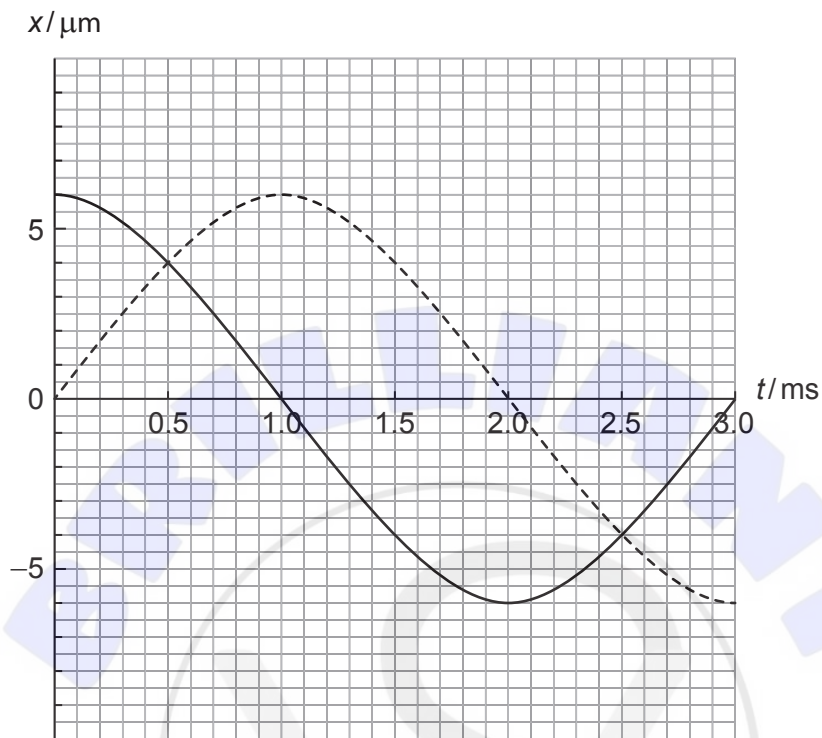
.....

(This question continues on the following page)



**(Question 3 continued)**

- (b) Another wave travels in the medium. The graph shows the variation with time  $t$  of the displacement of each wave at the position of P.



- (i) State the phase difference between the two waves. [1]

.....  
.....

- (ii) Identify a time at which the displacement of P is zero. [1]

.....  
.....

- (iii) Estimate the amplitude of the resultant wave. [1]

.....  
.....

**(This question continues on page 11)**






Please **do not** write on this page.

Answers written on this page  
will not be marked.



**(Question 3 continued)**

- (c) A standing sound wave is established in a tube that is closed at one end and open at the other end. The period of the wave is  $T$ . The diagram represents the standing wave at  $t = 0$  and at  $t = \frac{T}{8}$ . The wavelength of the wave is 1.20 m. Positive displacements mean displacements to the right.



- (i) Calculate the length of the tube. [1]

.....

.....

.....

- (ii) A particle in the tube has its equilibrium position at the open end of the tube. State and explain the direction of the velocity of this particle at time  $t = \frac{T}{8}$ . [2]

.....

.....

.....

.....

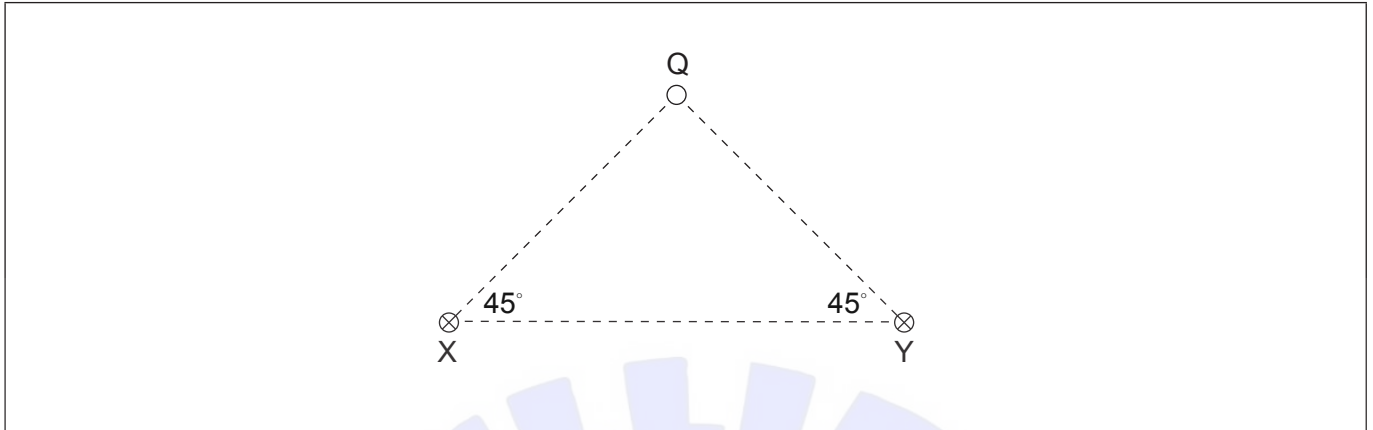
- (iii) Draw on the diagram the standing wave at time  $t = \frac{T}{4}$ . [1]





**(Question 4 continued)**

(c) The diagram shows two parallel wires X and Y that carry equal currents into the page.



Point Q is equidistant from the two wires. The magnetic field at Q due to wire X **alone** is 15 mT.

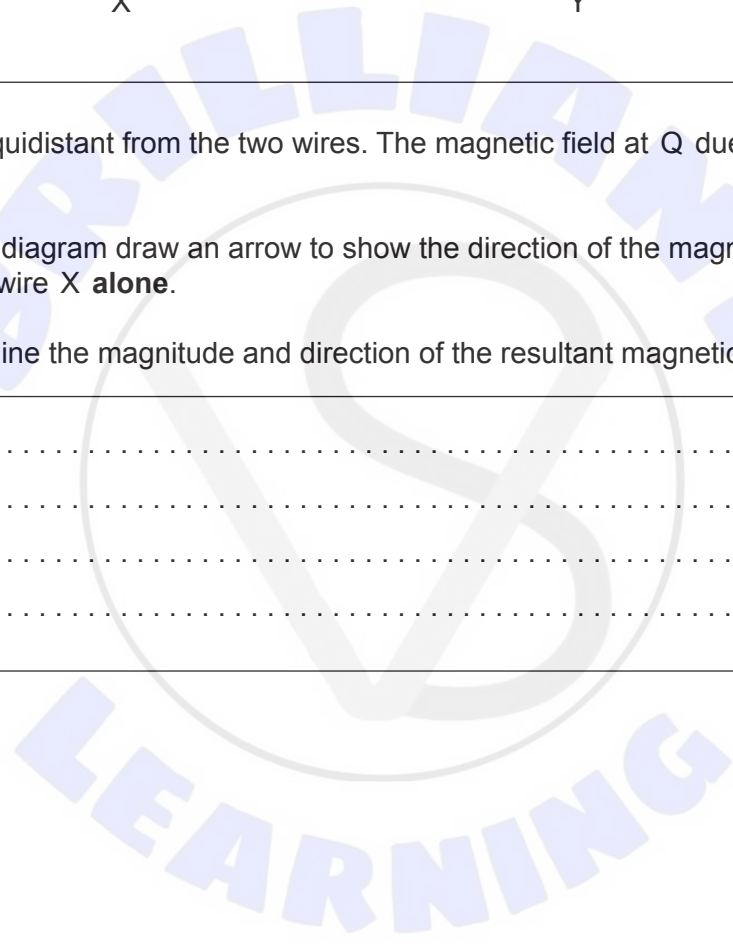
- (i) On the diagram draw an arrow to show the direction of the magnetic field at Q due to wire X **alone**. [1]
- (ii) Determine the magnitude and direction of the resultant magnetic field at Q. [2]

.....

.....

.....

.....

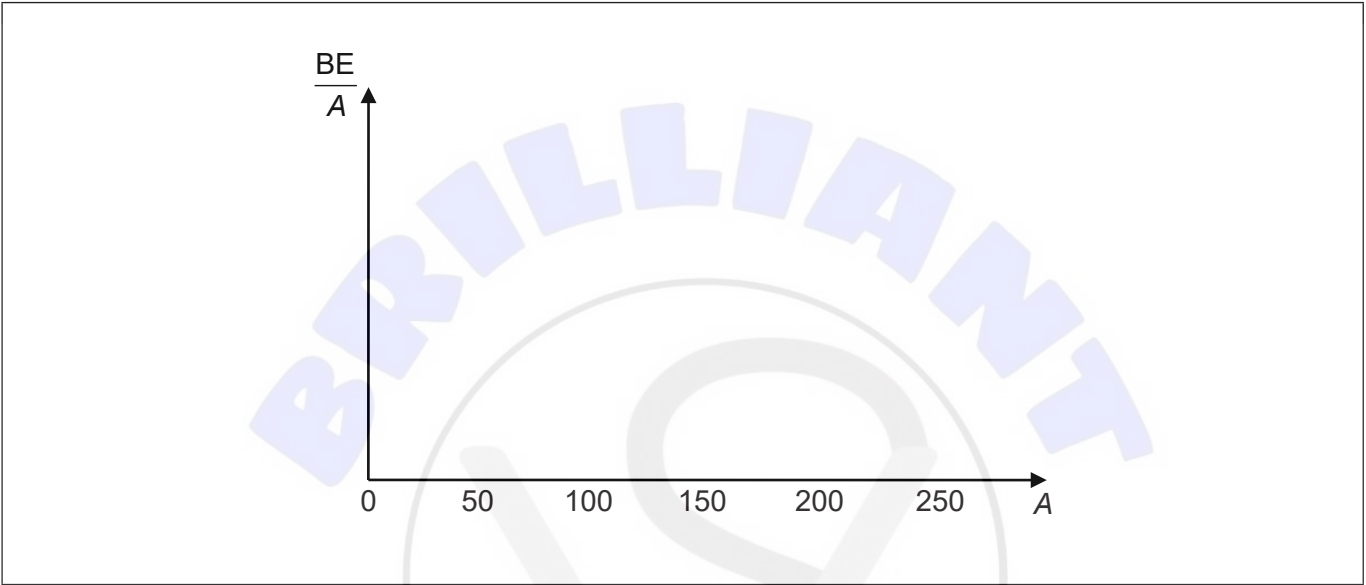


5. (a) (i) State what is meant by the binding energy of a nucleus. [1]

.....

.....

(ii) Draw, on the axes, a graph to show the variation with nucleon number  $A$  of the binding energy per nucleon,  $\frac{BE}{A}$ . Numbers are not required on the vertical axis. [2]



(iii) Identify, with a cross, on the graph in (a)(ii), the region of greatest stability. [1]

(This question continues on the following page)



**(Question 5 continued)**

(b) Plutonium-238 (Pu) decays by alpha ( $\alpha$ ) decay into uranium (U).

The following data are available for binding energies per nucleon:

plutonium	7.568 MeV
uranium	7.600 MeV
alpha particle	7.074 MeV

(i) Show that the energy released in this decay is about 6 MeV. [3]

.....

.....

.....

.....

.....

.....

(ii) The plutonium nucleus is at rest when it decays.

Calculate the ratio  $\frac{\text{kinetic energy of alpha particle}}{\text{kinetic energy of uranium}}$  [2]

.....

.....

.....

.....

.....

.....



6. (a) Titan is a moon of Saturn. The Titan-Sun distance is 9.3 times greater than the Earth-Sun distance.

(i) Show that the intensity of the solar radiation at the location of Titan is  $16 \text{ W m}^{-2}$  [1]

.....  
.....

(ii) Titan has an atmosphere of nitrogen. The albedo of the atmosphere is 0.22. The surface of Titan may be assumed to be a black body. Explain why the **average** intensity of solar radiation **absorbed** by the whole surface of Titan is  $3.1 \text{ W m}^{-2}$  [3]

.....  
.....  
.....  
.....  
.....  
.....

(iii) Show that the equilibrium surface temperature of Titan is about 90 K. [1]

.....  
.....

(This question continues on the following page)



**(Question 6 continued)**

(b) (i) The orbital radius of Titan around Saturn is  $R$  and the period of revolution is  $T$ .

Show that  $T^2 = \frac{4\pi^2 R^3}{GM}$  where  $M$  is the mass of Saturn. [2]

.....

.....

.....

.....

.....

.....

(ii) The orbital radius of Titan around Saturn is  $1.2 \times 10^9$  m and the orbital period is 15.9 days. Estimate the mass of Saturn. [2]

.....

.....

.....

.....

**References:**

© International Baccalaureate Organization 2021





Please **do not** write on this page.

Answers written on this page  
will not be marked.





Please **do not** write on this page.

Answers written on this page  
will not be marked.





Please **do not** write on this page.

Answers written on this page  
will not be marked.

