

© International Baccalaureate Organization 2022

All rights reserved. No part of this product may be reproduced in any form or by any electronic or mechanical means, including information storage and retrieval systems, without the prior written permission from the IB. Additionally, the license tied with this product prohibits use of any selected files or extracts from this product. Use by third parties, including but not limited to publishers, private teachers, tutoring or study services, preparatory schools, vendors operating curriculum mapping services or teacher resource digital platforms and app developers, whether fee-covered or not, is prohibited and is a criminal offense.

More information on how to request written permission in the form of a license can be obtained from <https://ibo.org/become-an-ib-school/ib-publishing/licensing/applying-for-a-license/>.

© Organisation du Baccalauréat International 2022

Tous droits réservés. Aucune partie de ce produit ne peut être reproduite sous quelque forme ni par quelque moyen que ce soit, électronique ou mécanique, y compris des systèmes de stockage et de récupération d'informations, sans l'autorisation écrite préalable de l'IB. De plus, la licence associée à ce produit interdit toute utilisation de tout fichier ou extrait sélectionné dans ce produit. L'utilisation par des tiers, y compris, sans toutefois s'y limiter, des éditeurs, des professeurs particuliers, des services de tutorat ou d'aide aux études, des établissements de préparation à l'enseignement supérieur, des fournisseurs de services de planification des programmes d'études, des gestionnaires de plateformes pédagogiques en ligne, et des développeurs d'applications, moyennant paiement ou non, est interdite et constitue une infraction pénale.

Pour plus d'informations sur la procédure à suivre pour obtenir une autorisation écrite sous la forme d'une licence, rendez-vous à l'adresse <https://ibo.org/become-an-ib-school/ib-publishing/licensing/applying-for-a-license/>.

© Organización del Bachillerato Internacional, 2022

Todos los derechos reservados. No se podrá reproducir ninguna parte de este producto de ninguna forma ni por ningún medio electrónico o mecánico, incluidos los sistemas de almacenamiento y recuperación de información, sin la previa autorización por escrito del IB. Además, la licencia vinculada a este producto prohíbe el uso de todo archivo o fragmento seleccionado de este producto. El uso por parte de terceros —lo que incluye, a título enunciativo, editoriales, profesores particulares, servicios de apoyo académico o ayuda para el estudio, colegios preparatorios, desarrolladores de aplicaciones y entidades que presten servicios de planificación curricular u ofrezcan recursos para docentes mediante plataformas digitales—, ya sea incluido en tasas o no, está prohibido y constituye un delito.

En este enlace encontrará más información sobre cómo solicitar una autorización por escrito en forma de licencia: <https://ibo.org/become-an-ib-school/ib-publishing/licensing/applying-for-a-license/>.



**Chemistry
Higher level
Paper 2**

Wednesday 9 November 2022 (morning)

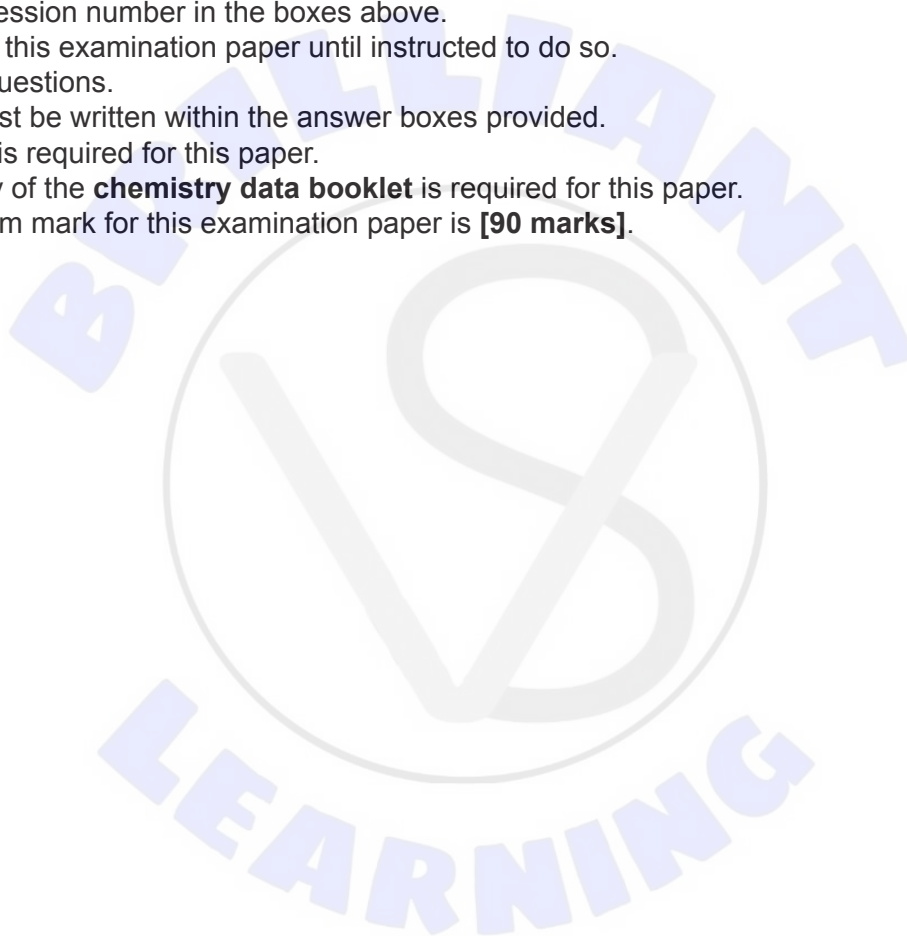
Candidate session number

2 hours 15 minutes

--	--	--	--	--	--	--	--	--	--

Instructions to candidates

- Write your session number in the boxes above.
- Do not open this examination paper until instructed to do so.
- Answer all questions.
- Answers must be written within the answer boxes provided.
- A calculator is required for this paper.
- A clean copy of the **chemistry data booklet** is required for this paper.
- The maximum mark for this examination paper is **[90 marks]**.



Answer **all** questions. Answers must be written within the answer boxes provided.

1. Ammonium nitrate, NH_4NO_3 , is used as a high nitrogen fertilizer.

(a) Calculate the percentage by mass of nitrogen in ammonium nitrate. Use section 6 of the data booklet. [1]

.....
.....
.....

(b) State, with a reason, whether the ammonium ion is a Brønsted-Lowry acid or base. [1]

.....
.....
.....

(c) A 0.20 mol dm^{-3} solution of ammonium nitrate is prepared.

(i) Calculate the pH of an ammonium nitrate solution with $[\text{H}_3\text{O}^+] = 1.07 \times 10^{-5} \text{ mol dm}^{-3}$. Use section 1 of the data booklet. [1]

.....
.....

(ii) Ammonium nitrate is neutralized with sodium hydroxide. Write the equation for the reaction. [1]

.....
.....

(This question continues on the following page)



(Question 1 continued)

- (iii) A 20.00 cm³ sample of the 0.20 mol dm⁻³ solution of ammonium nitrate is titrated with a 0.20 mol dm⁻³ solution of sodium hydroxide. Determine the pH at the equivalence point, to **two** decimal places using section 1 and 21 of the data booklet. [4]

.....

.....

.....

.....

.....

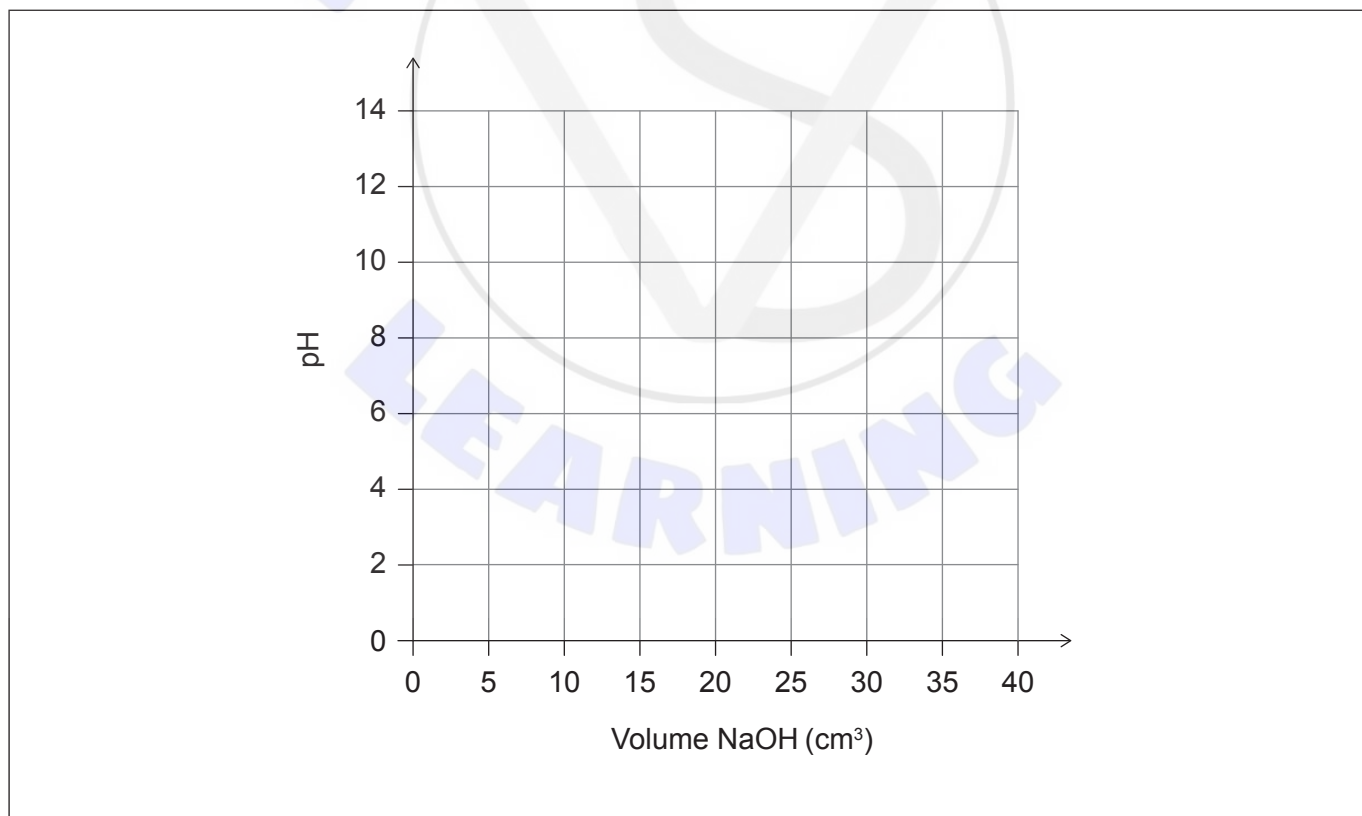
.....

.....

.....

.....

- (iv) Sketch the pH curve that would result from the titration of a 0.20 mol dm⁻³ solution of ammonium nitrate with sodium hydroxide. [2]



(This question continues on the following page)



(Question 1 continued)

- (v) State, with a reason, if bromothymol blue is an appropriate indicator for this titration. Use section 22 of the data booklet.

[1]

.....

.....

- (d) Cold packs contain ammonium nitrate and water separated by a membrane.

- (i) The mass of the contents of the cold pack is 25.32 g and its initial temperature is 25.2 °C. Once the contents are mixed, the temperature drops to 0.8 °C.

Calculate the energy, in J, absorbed by the dissolution of ammonium nitrate in water within the cold pack. Assume the specific heat capacity of the solution is $4.18 \text{ J g}^{-1} \text{ K}^{-1}$. Use section 1 of the data booklet.

[1]

.....

.....

.....

- (ii) Determine the mass of ammonium nitrate in the cold pack using your answer obtained in (d)(i) and sections 6 and 19 of the data booklet.

If you did not obtain an answer in (d)(i), use $3.11 \times 10^3 \text{ J}$, although this is not the correct answer.

[2]

.....

.....

.....

.....

.....

.....

.....

(This question continues on the following page)



(Question 1 continued)

- (iii) The absolute uncertainty in mass of the contents of the cold pack is ± 0.01 g and in each temperature reading is $\pm 0.2^\circ\text{C}$. Using your answer in (d)(ii), calculate the absolute uncertainty in the mass of ammonium nitrate in the cold pack.

If you did not obtain an answer in (d)(ii), use 6.55 g, although this is not the correct answer.

[3]

.....
.....
.....
.....

- (iv) The cold pack contains 9.50 g of ammonium nitrate. Calculate the percentage error in the experimentally determined mass of ammonium nitrate obtained in (d)(ii).

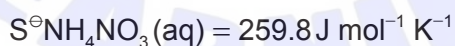
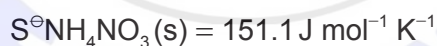
If you did not obtain an answer in (d)(ii), use 6.55 g, although this is not the correct answer.

[1]

.....
.....
.....
.....

- (v) Calculate the standard entropy change, ΔS^\ominus , for the dissolution of ammonium nitrate.

[1]



.....
.....

(This question continues on the following page)



(Question 1 continued)


- (vi) Calculate the standard Gibbs free energy change, ΔG^\ominus , in kJ mol^{-1} , for the dissolution of ammonium nitrate at 298 K. Use sections 1 and 19 of the data booklet as well as your answer for question part (d)(v).

If you did not obtain an answer in (d)(v), use $102.3 \text{ J mol}^{-1} \text{ K}^{-1}$, although this is not the correct answer.

[1]

.....
.....
.....

- (vii) Calculate the value of the equilibrium constant for the dissolution of ammonium nitrate at 298 K using the answer to question part (d)(vi) and section 1 of the data booklet.



If you did not obtain an answer in (d)(vi), use -7.84 kJ/mol , although this is not the correct answer.

[2]

.....
.....
.....
.....

- (viii) Deduce, with a reason, the position of the equilibrium.

[1]

.....
.....
.....

(This question continues on the following page)



(Question 1 continued)

- (e) Predict, using the given values, the reaction that would take place at the anode and cathode for the electrolysis of an aqueous solution of ammonium nitrate using graphite electrodes. [2]

	E^\ominus / V
$\frac{1}{2}O_2(g) + 2H^+(aq) + 2e^- \rightarrow H_2O(l)$	+ 1.23
$NO_3^-(aq) + 4H^+(aq) + 3e^- \rightarrow NO(g) + 2H_2O(l)$	+ 0.96
$H^+(aq) + e^- \rightarrow \frac{1}{2}H_2(g)$	0.00

Anode:

.....

Cathode:

.....

- (f) Solid ammonium nitrate can decompose to gaseous dinitrogen monoxide and liquid water.

- (i) Write the chemical equation for this decomposition. [1]

.....

.....

- (ii) Calculate the volume of dinitrogen monoxide produced at STP when a 5.00 g sample of ammonium nitrate decomposes. Use section 2 of the data booklet. [2]

.....

.....

.....

.....

.....

(This question continues on page 9)





Please **do not** write on this page.

Answers written on this page
will not be marked.



(Question 1 continued)

- (iii) Calculate the standard enthalpy change, ΔH^\ominus , of the reaction. Use section 12 of the data booklet. [2]

$$\Delta H_f^\ominus \text{ ammonium nitrate} = -366 \text{ kJ mol}^{-1}$$

$$\Delta H_f^\ominus \text{ dinitrogen monoxide} = 82 \text{ kJ mol}^{-1}$$

.....
.....
.....
.....

- (iv) Predict, with a reason, the signs for the entropy change, ΔS^\ominus , and Gibbs free energy change, ΔG^\ominus , of the reaction. [2]

Entropy change:

Gibbs free energy change:

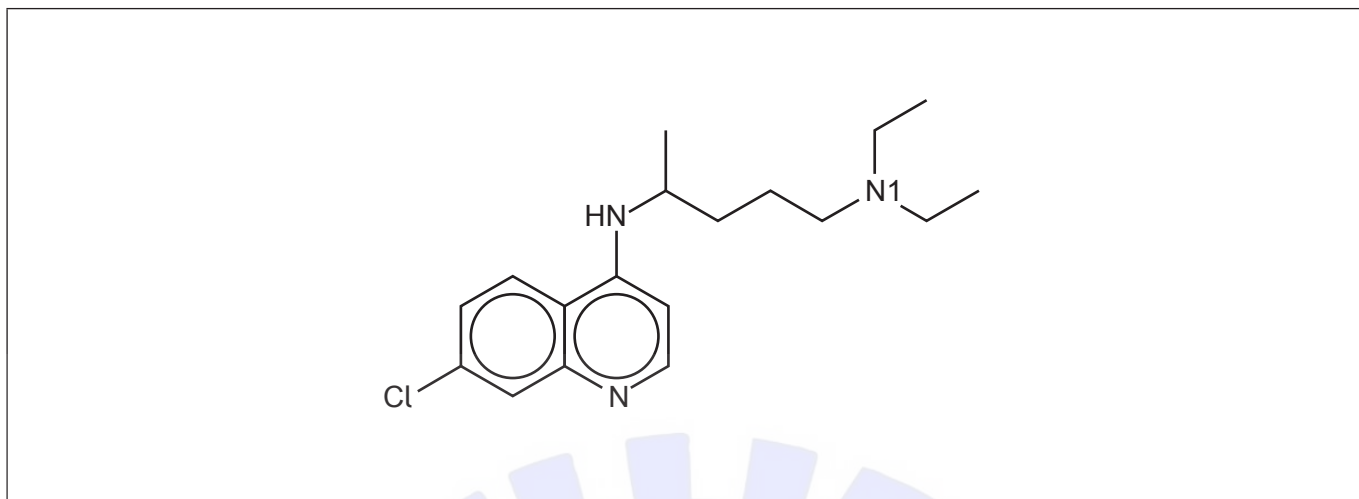
- (v) Deduce the Lewis (electron dot) structure, including formal charges, and shape for dinitrogen monoxide showing nitrogen as the central atom. [3]

Lewis structure:

Shape:



2. Chloroquine is a medication used to prevent and treat malaria.



(a) Draw a circle around the secondary amino group in chloroquine. [1]

(b) State the number of sp^2 hybridized carbons in chloroquine. [1]

.....

(c) Determine the index of hydrogen deficiency, IHD, of chloroquine. [1]

.....
.....

(d) Compare, giving a reason, the length of the carbon-nitrogen bond in the ring to the length of the carbon-N1 bond. [1]

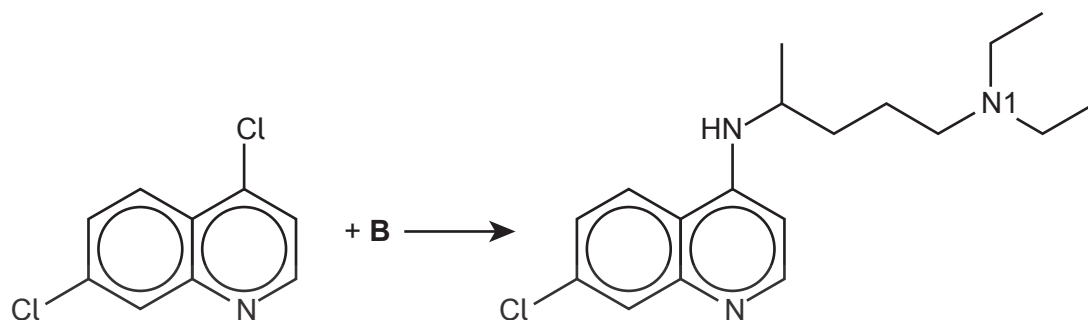
.....
.....

(This question continues on the following page)



(Question 2 continued)

(e) Chloroquine can be synthesized by reacting 4,7-dichloroquinoline with another reactant, **B**.



4,7-dichloroquinoline

chloroquine

(i) Deduce the structure of **B**.

[2]

BRILLIANT LEARNING

(ii) This reaction can be done with a copper catalyst. State the ground-state electron configuration for copper.

[1]

.....
.....

(This question continues on page 13)





Please **do not** write on this page.

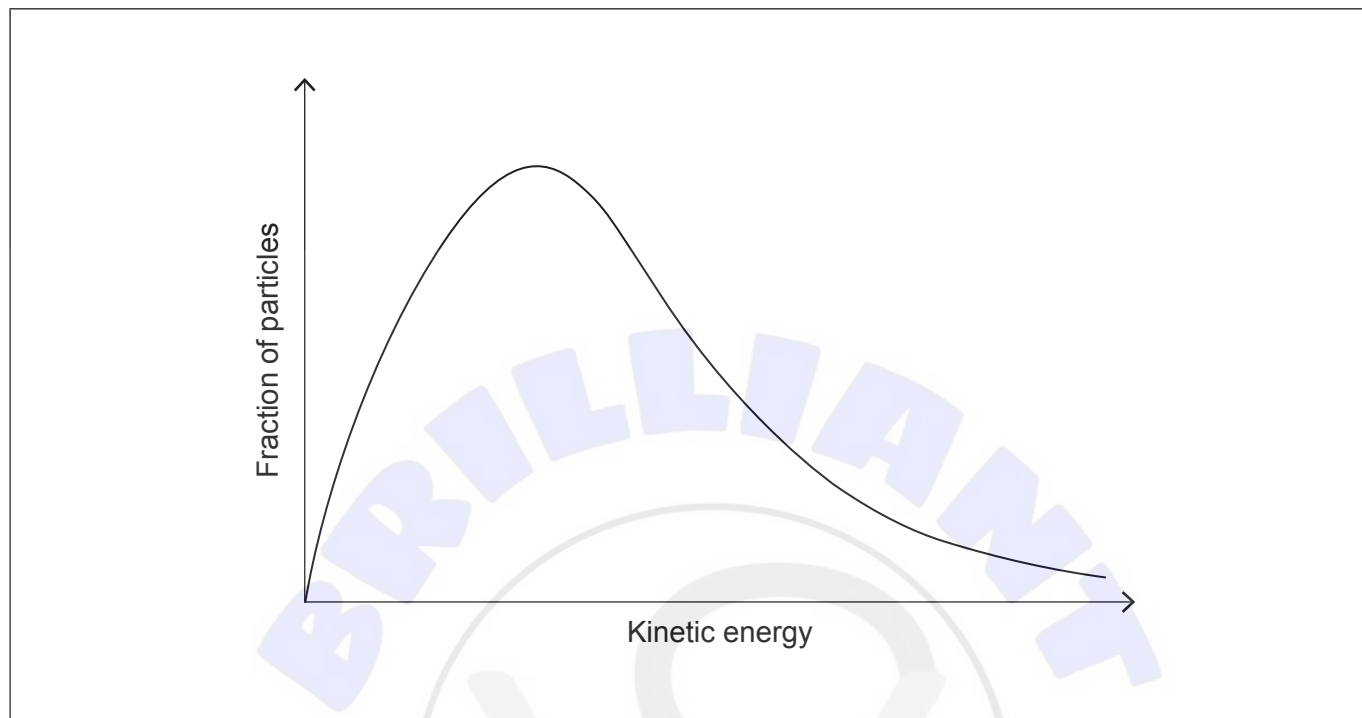
Answers written on this page
will not be marked.



(Question 2 continued)

- (iii) Annotate the Maxwell-Boltzmann distribution curve showing the activation energies, E_a , for the catalysed and uncatalysed reactions.

[1]



- (iv) Explain, referring to the Maxwell-Boltzmann distribution curve, the effect of a catalyst on a chemical reaction.

[1]

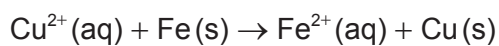
.....

.....

.....



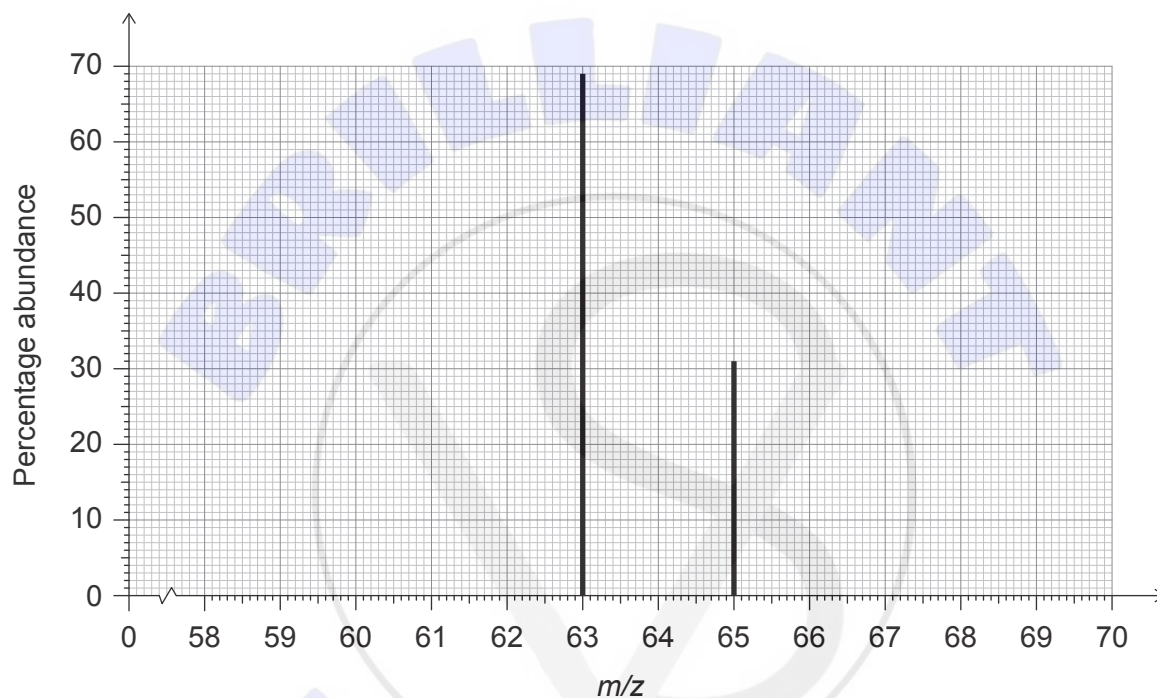
3. Consider the following reaction:



(a) State the ground-state electron configuration for Fe^{2+} . [1]

.....
.....

(b) The mass spectrum for copper is shown:



Show how a relative atomic mass of copper of 63.62 can be obtained from this mass spectrum.

[1]

.....
.....
.....

(This question continues on the following page)



(Question 3 continued)

(c) Predict, with a reason, whether Cu or Cu^{2+} has the greater ionization energy. [1]

.....
.....
.....

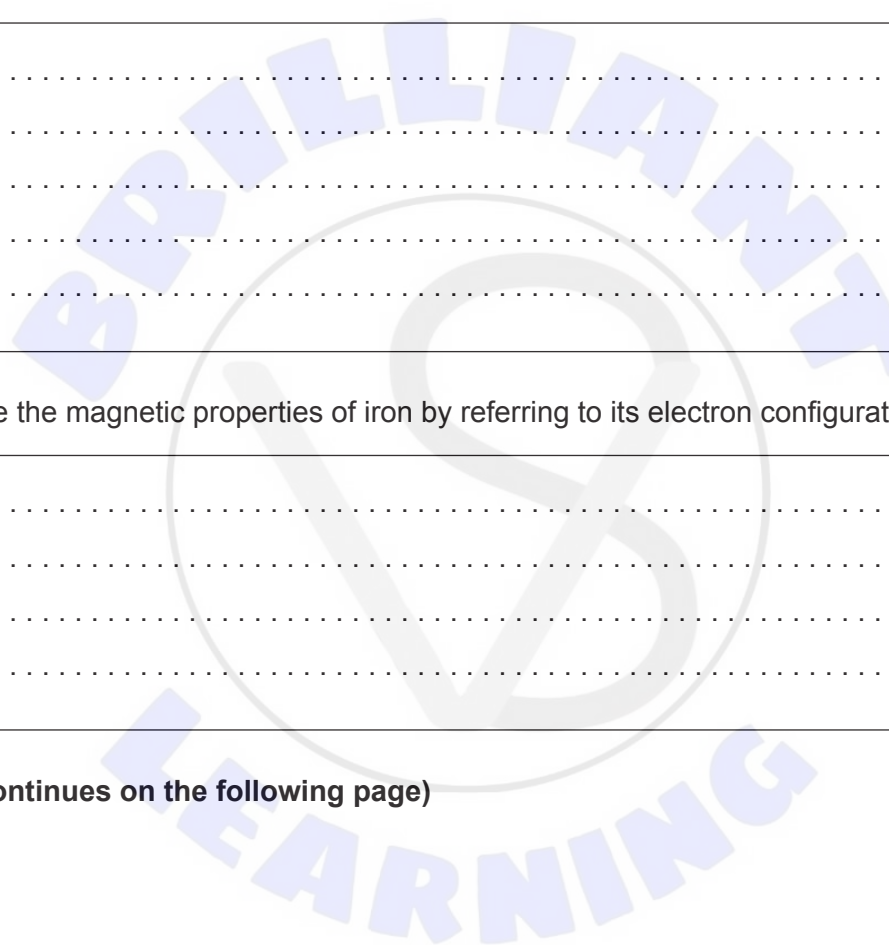
(d) Determine the frequency, in s^{-1} , of a photon that will cause the first ionization of copper. Use sections 1, 2 and 8 of the data booklet. [2]

.....
.....
.....
.....
.....

(e) Outline the magnetic properties of iron by referring to its electron configuration. [2]

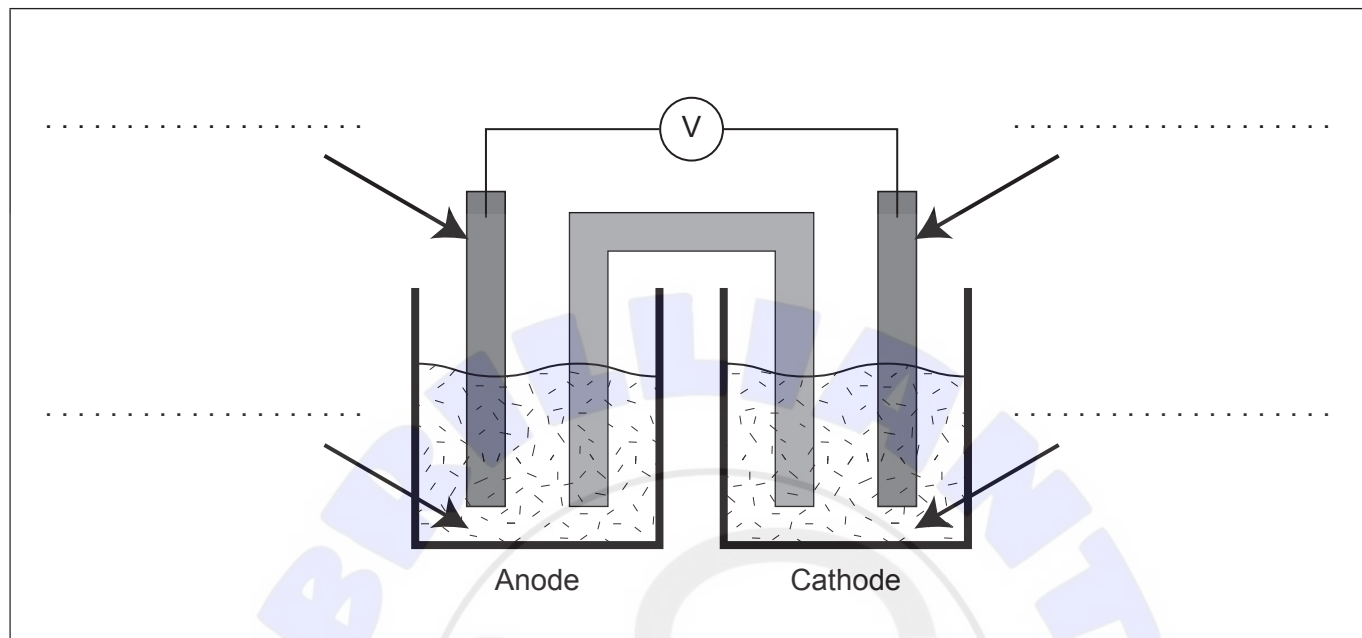
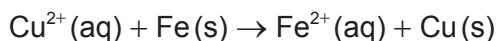
.....
.....
.....
.....

(This question continues on the following page)



(Question 3 continued)

(f) The diagram shows an unlabelled voltaic cell for the reaction:



- (i) Label the diagram with the species from the equation and the direction of electron flow. [2]
- (ii) Write the half-equation for the reaction occurring at the anode (negative electrode). [1]

.....

.....

- (iii) The diagram includes a salt bridge that is filled with a saturated solution of KNO_3 . Outline the function of the salt bridge. [1]

.....

.....

(This question continues on the following page)



(Question 3 continued)

(iv) Predict the movement of **all** ionic species through the salt bridge. [2]

.....
.....
.....
.....

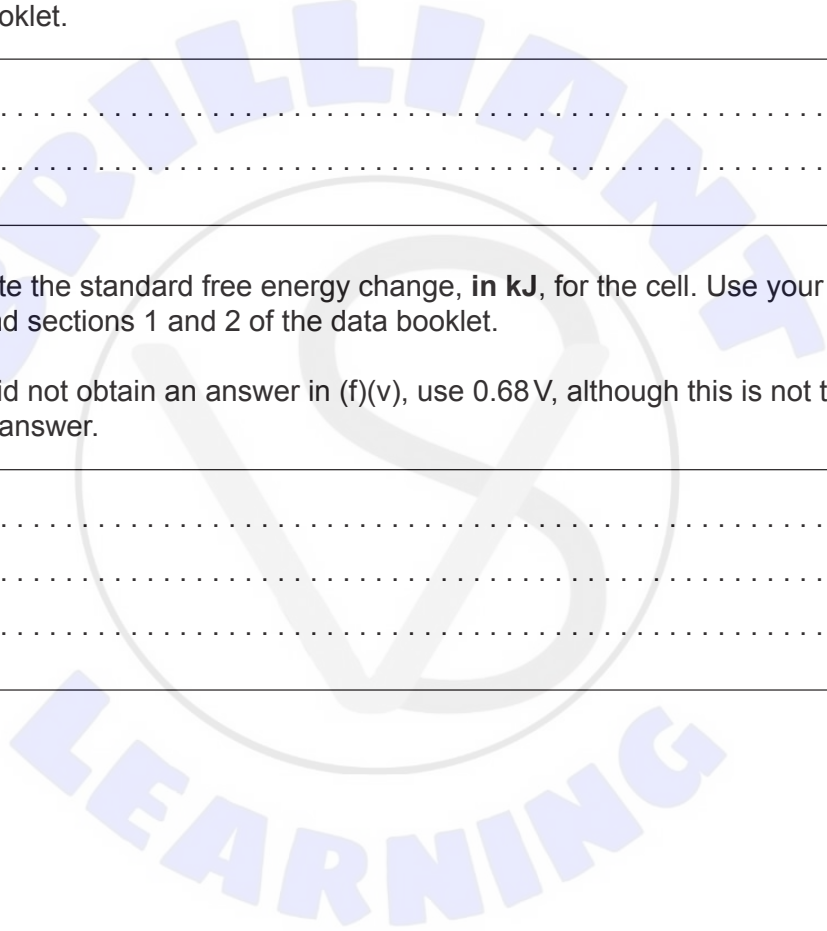
(v) Calculate the standard cell potential, in V, for this cell. Use section 24 of the data booklet. [1]

.....
.....

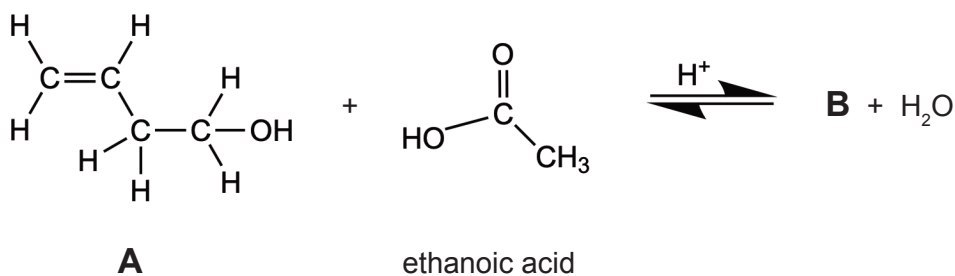
(vi) Calculate the standard free energy change, **in kJ**, for the cell. Use your answer in (f)(v) and sections 1 and 2 of the data booklet.

If you did not obtain an answer in (f)(v), use 0.68V, although this is not the correct answer. [1]

.....
.....
.....



4. An organic compound, **A**, reacts with ethanoic acid to produce **B** using concentrated sulfuric acid as a catalyst.



- (a) (i) Deduce the structural and empirical formulas of **B**. [3]

Structural formula:

Empirical formula:

- (ii) Explain, with reference to Le Châtelier's principle, the effect of using dilute rather than concentrated sulfuric acid as the catalyst on the yield of the reaction. [2]

.....

.....

.....

.....

(This question continues on the following page)



(Question 4 continued)

(iii) Explain, with reference to intermolecular forces, why **B** is more volatile than **A**. [2]

.....

.....

.....

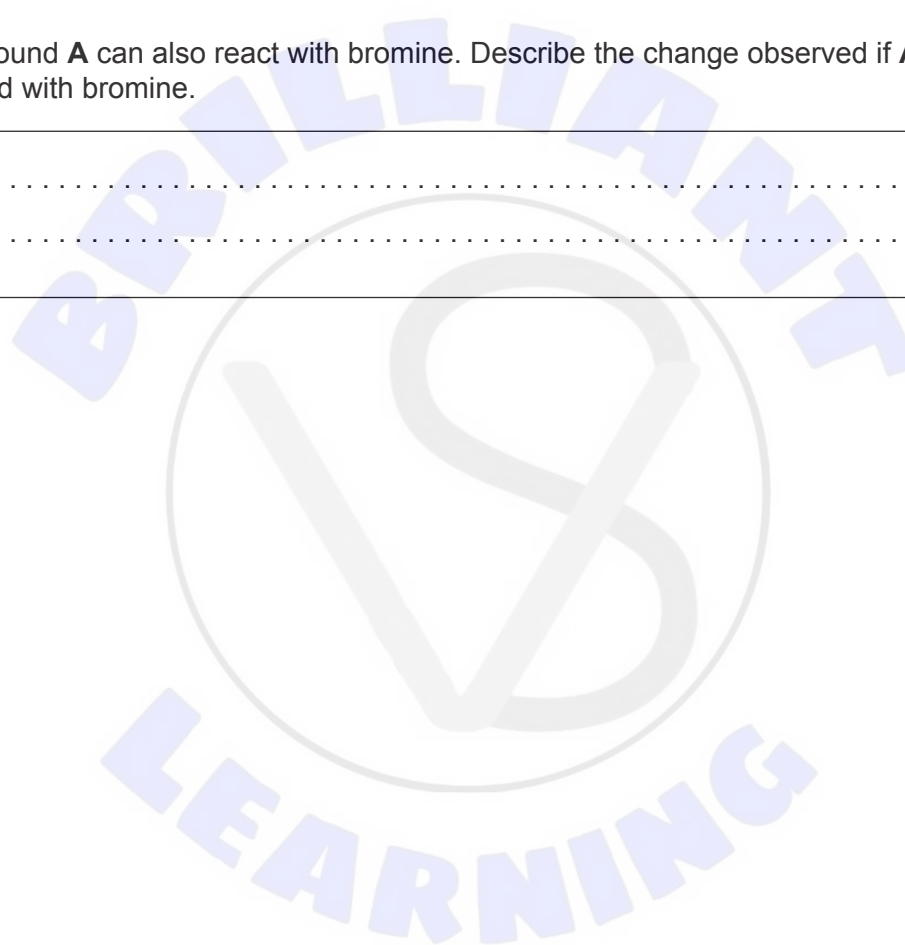
.....

.....

(b) Compound **A** can also react with bromine. Describe the change observed if **A** is reacted with bromine. [1]

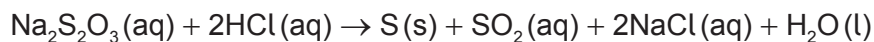
.....

.....

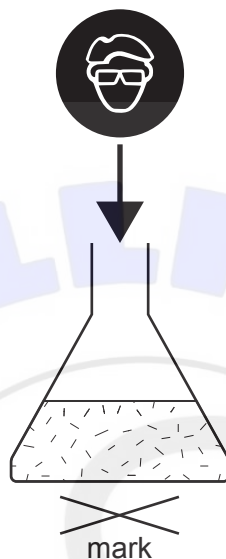


(Question 5 continued)

(d) Sodium thiosulfate reacts with hydrochloric acid as shown:



The precipitate of sulfur makes the mixture cloudy, so a mark underneath the reaction mixture becomes invisible with time.



Suggest **two** variables, other than concentration, that should be controlled when comparing relative rates at different temperatures. [2]

.....

.....

.....

.....

(e) Discuss **two** different ways to reduce the environmental impact of energy production from coal. [2]

.....

.....

.....

.....

(This question continues on page 23)





Please **do not** write on this page.

Answers written on this page
will not be marked.



(Question 5 continued)

- (f) SF_4Cl_2 can form two isomers, one which is polar and another non-polar. Deduce the 3-dimensional representations of both isomers of SF_4Cl_2 .

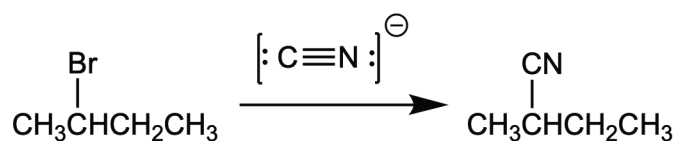
[2]

Non-polar isomer:

Polar isomer:

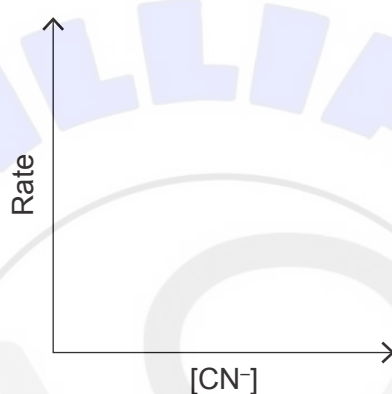


6. 2-Bromobutane can react with cyanide, CN^- , in a nucleophilic substitution reaction.

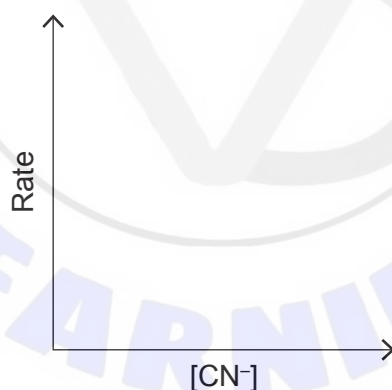


- (a) This reaction could proceed through either $\text{S}_{\text{N}}1$ or $\text{S}_{\text{N}}2$ mechanisms depending on the reaction conditions. Sketch a graph of the rate versus nucleophile concentration, $[\text{CN}^-]$, for each of the mechanisms. [2]

$\text{S}_{\text{N}}1$ mechanism:



$\text{S}_{\text{N}}2$ mechanism:



- (b) Suggest, with a reason, whether the reaction follows an $\text{S}_{\text{N}}1$ or $\text{S}_{\text{N}}2$ mechanism if only one stereoisomer was obtained as a product. [1]

.....

(This question continues on the following page)





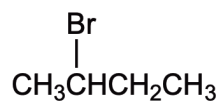
Please **do not** write on this page.

Answers written on this page
will not be marked.



(Question 6 continued)

- (g) (i) Deduce the number of signals and the ratio of areas under the signals in the ^1H NMR spectrum of 2-bromobutane. [2]



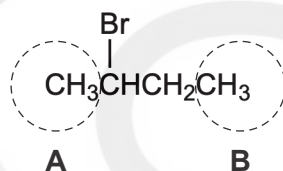
Number of signals:

.....

Ratio of areas:

.....

- (ii) Identify the splitting pattern of the signal of the hydrogen atoms on the circled carbon atoms in 2-bromobutane. [2]



Splitting pattern of the signal of the hydrogen atoms in circle **A**:

.....

Splitting pattern of the signal of the hydrogen atoms in circle **B**:

.....





Disclaimer:

Content used in IB assessments is taken from authentic, third-party sources. The views expressed within them belong to their individual authors and/or publishers and do not necessarily reflect the views of the IB.

References:

- 3.(b) WebElements, n.d. *Copper: isotope data* [online] Available at: <https://www.webelements.com/copper/isotopes.html> [Accessed 6 October 2021].

All other texts, graphics and illustrations © International Baccalaureate Organization 2022

