

© International Baccalaureate Organization 2022

All rights reserved. No part of this product may be reproduced in any form or by any electronic or mechanical means, including information storage and retrieval systems, without the prior written permission from the IB. Additionally, the license tied with this product prohibits use of any selected files or extracts from this product. Use by third parties, including but not limited to publishers, private teachers, tutoring or study services, preparatory schools, vendors operating curriculum mapping services or teacher resource digital platforms and app developers, whether fee-covered or not, is prohibited and is a criminal offense.

More information on how to request written permission in the form of a license can be obtained from <https://ibo.org/become-an-ib-school/ib-publishing/licensing/applying-for-a-license/>.

© Organisation du Baccalauréat International 2022

Tous droits réservés. Aucune partie de ce produit ne peut être reproduite sous quelque forme ni par quelque moyen que ce soit, électronique ou mécanique, y compris des systèmes de stockage et de récupération d'informations, sans l'autorisation écrite préalable de l'IB. De plus, la licence associée à ce produit interdit toute utilisation de tout fichier ou extrait sélectionné dans ce produit. L'utilisation par des tiers, y compris, sans toutefois s'y limiter, des éditeurs, des professeurs particuliers, des services de tutorat ou d'aide aux études, des établissements de préparation à l'enseignement supérieur, des fournisseurs de services de planification des programmes d'études, des gestionnaires de plateformes pédagogiques en ligne, et des développeurs d'applications, moyennant paiement ou non, est interdite et constitue une infraction pénale.

Pour plus d'informations sur la procédure à suivre pour obtenir une autorisation écrite sous la forme d'une licence, rendez-vous à l'adresse <https://ibo.org/become-an-ib-school/ib-publishing/licensing/applying-for-a-license/>.

© Organización del Bachillerato Internacional, 2022

Todos los derechos reservados. No se podrá reproducir ninguna parte de este producto de ninguna forma ni por ningún medio electrónico o mecánico, incluidos los sistemas de almacenamiento y recuperación de información, sin la previa autorización por escrito del IB. Además, la licencia vinculada a este producto prohíbe el uso de todo archivo o fragmento seleccionado de este producto. El uso por parte de terceros —lo que incluye, a título enunciativo, editoriales, profesores particulares, servicios de apoyo académico o ayuda para el estudio, colegios preparatorios, desarrolladores de aplicaciones y entidades que presten servicios de planificación curricular u ofrezcan recursos para docentes mediante plataformas digitales—, ya sea incluido en tasas o no, está prohibido y constituye un delito.

En este enlace encontrará más información sobre cómo solicitar una autorización por escrito en forma de licencia: <https://ibo.org/become-an-ib-school/ib-publishing/licensing/applying-for-a-license/>.

**Mathematics: applications and interpretation**  
**Higher level**  
**Paper 2**

Tuesday 1 November 2022 (morning)

2 hours

---

**Instructions to candidates**

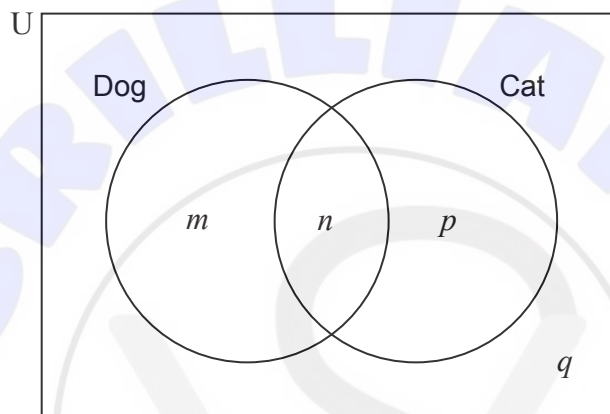
- Do not open this examination paper until instructed to do so.
- A graphic display calculator is required for this paper.
- Answer all the questions in the answer booklet provided.
- Unless otherwise stated in the question, all numerical answers should be given exactly or correct to three significant figures.
- A clean copy of the **mathematics: applications and interpretation formula booklet** is required for this paper.
- The maximum mark for this examination paper is **[110 marks]**.

Answer **all** questions in the answer booklet provided. Please start each question on a new page. Full marks are not necessarily awarded for a correct answer with no working. Answers must be supported by working and/or explanations. Solutions found from a graphic display calculator should be supported by suitable working. For example, if graphs are used to find a solution, you should sketch these as part of your answer. Where an answer is incorrect, some marks may be given for a correct method, provided this is shown by written working. You are therefore advised to show all working.

1. [Maximum mark: 15]

At Mirabooka Primary School, a survey found that 68% of students have a dog and 36% of students have a cat. 14% of students have both a dog and a cat.

This information can be represented in the following Venn diagram, where  $m$ ,  $n$ ,  $p$  and  $q$  represent the percentage of students within each region.



(a) Find the value of

- (i)  $m$ .
- (ii)  $n$ .
- (iii)  $p$ .
- (iv)  $q$ .

[4]

(b) Find the probability that a randomly chosen student

- (i) has a dog but does not have a cat.
- (ii) has a dog given that they do not have a cat.

[3]

**(This question continues on the following page)**

**(Question 1 continued)**

Each year, one student is chosen randomly to be the school captain of Mirabooka Primary School.

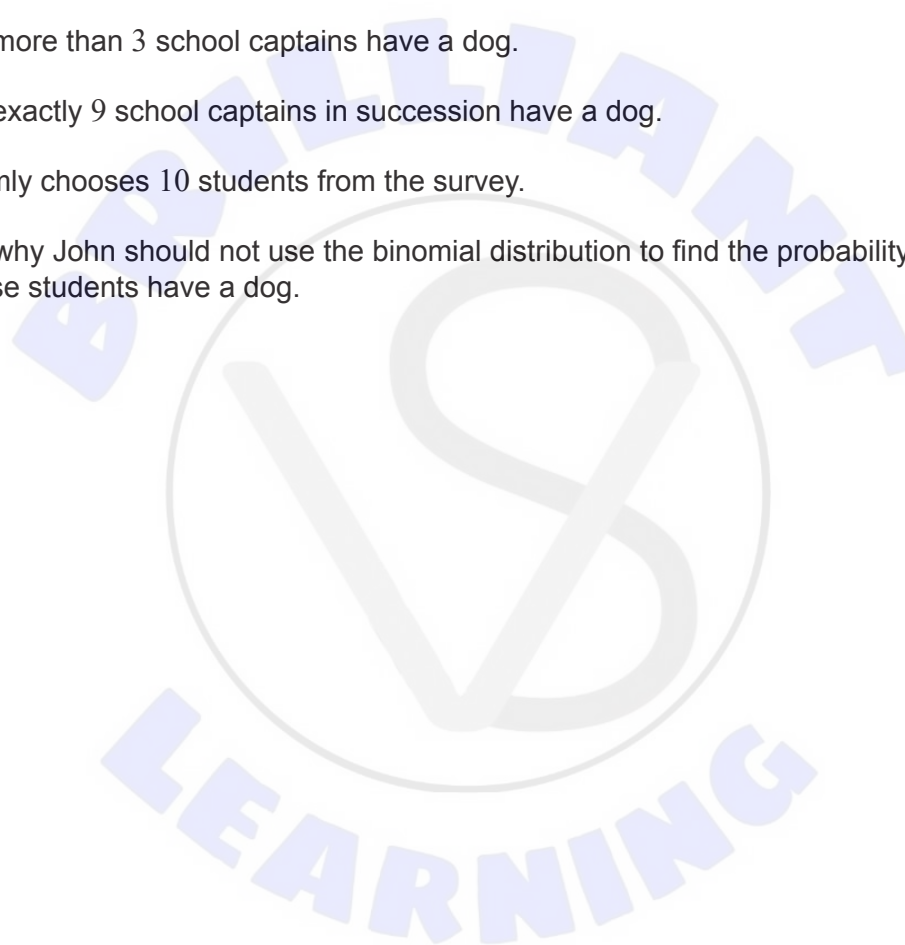
Tim is using a binomial distribution to make predictions about how many of the next 10 school captains will own a dog. He assumes that the percentages found in the survey will remain constant for future years and that the events “being a school captain” and “having a dog” are independent.

Use Tim’s model to find the probability that in the next 10 years

- (c) (i) 5 school captains have a dog.
- (ii) more than 3 school captains have a dog.
- (iii) exactly 9 school captains in succession have a dog. [7]

John randomly chooses 10 students from the survey.

- (d) State why John should not use the binomial distribution to find the probability that 5 of these students have a dog. [1]

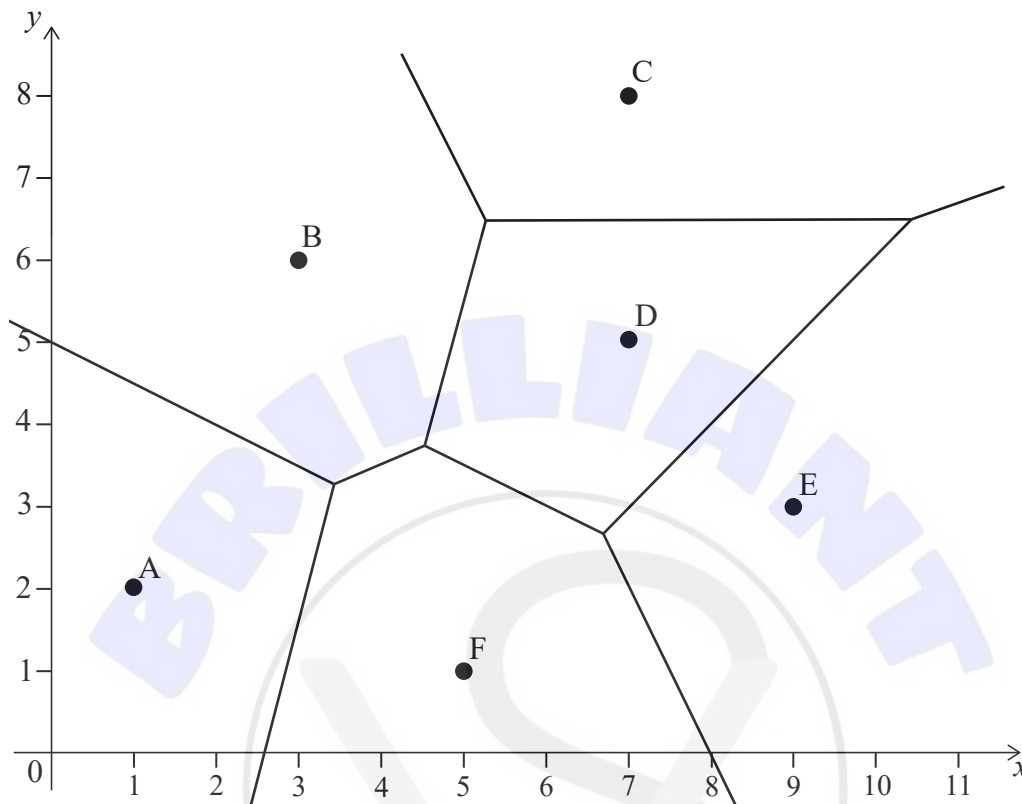




Blank page

2. [Maximum mark: 13]

Six restaurant locations (labelled A, B, C, D, E and F) are shown, together with their Voronoi diagram. All distances are measured in kilometres.



(a) Elena wants to eat at the closest restaurant to her. Write down the restaurant she should go to, if she is at

(i)  $(2, 7)$ .

(ii)  $(0, 1)$ , when restaurant A is closed.

[2]

Restaurant C is at  $(7, 8)$  and restaurant D is at  $(7, 5)$ .

(b) Find the equation of the perpendicular bisector of CD.

[2]

Restaurant B is at  $(3, 6)$ .

(c) Find the equation of the perpendicular bisector of BC.

[5]

(d) Hence find

(i) the coordinates of the point which is of equal distance from B, C and D.

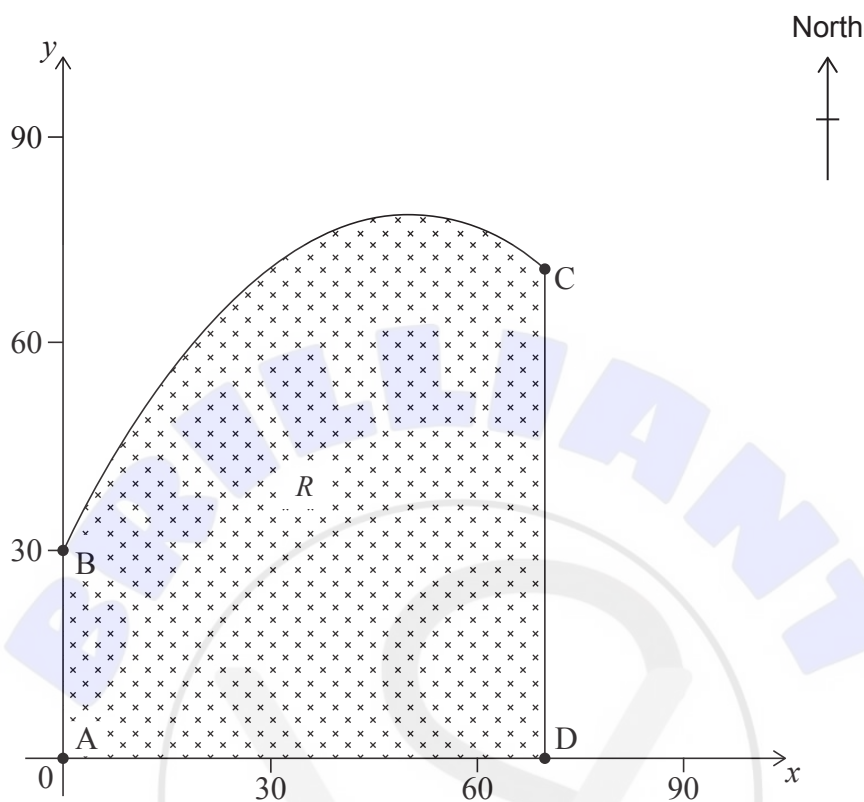
(ii) the distance of this point from D.

[4]

Turn over

3. [Maximum mark: 17]

Linda owns a field, represented by the shaded region  $R$ . The plan view of the field is shown in the following diagram, where both axes represent distance and are measured in metres.



The segments  $[AB]$ ,  $[CD]$  and  $[AD]$  respectively represent the western, eastern and southern boundaries of the field. The function,  $f(x)$ , models the northern boundary of the field between points B and C and is given by

$$f(x) = \frac{-x^2}{50} + 2x + 30, \text{ for } 0 \leq x \leq 70.$$

- (a) (i) Find  $f'(x)$ .  
 (ii) Hence find the coordinates of the point on the field that is furthest north. [5]

Point A has coordinates  $(0, 0)$ , point B has coordinates  $(0, 30)$ , point C has coordinates  $(70, 72)$  and point D has coordinates  $(70, 0)$ .

- (b) (i) Write down the integral which can be used to find the area of the shaded region  $R$ .  
 (ii) Find the area of Linda's field. [4]

(This question continues on the following page)

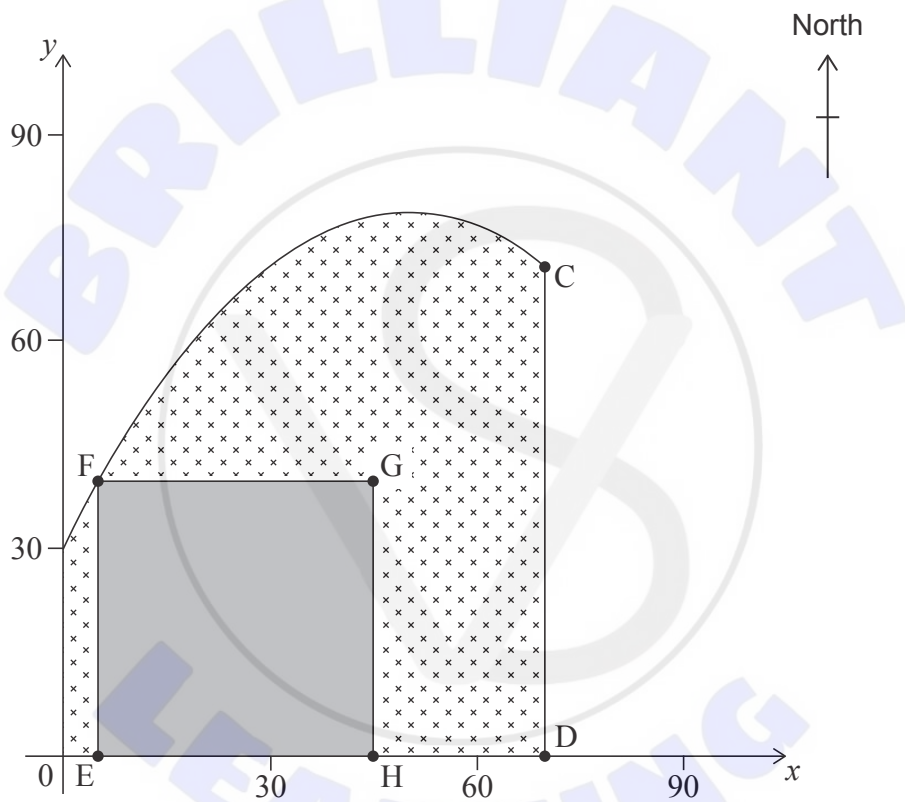
(Question 3 continued)

Linda used the trapezoidal rule with ten intervals to estimate the area. This calculation underestimated the area by  $11.4\text{m}^2$ .

- (c) (i) Calculate the percentage error in Linda's estimate.
- (ii) Suggest how Linda might be able to reduce the error whilst still using the trapezoidal rule.

[3]

Linda would like to construct a building on her field. The **square** foundation of the building, EFGH, will be located such that [EH] is on the southern boundary and point F is on the northern boundary of the property. A possible location of the foundation of the building is shown in the following diagram.



The area of the square foundation will be largest when [GH] lies on [CD].

- (d) (i) Find the  $x$ -coordinate of point E for the largest area of the square foundation of building EFGH.
- (ii) Find the largest area of the foundation.

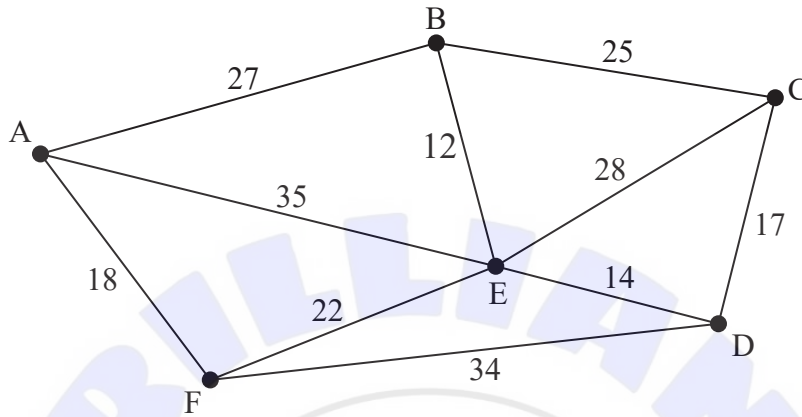
[5]

Turn over

4. [Maximum mark: 14]

A company has six offices, A, B, C, D, E and F. One of the company managers, Nanako, needs to visit the offices. She creates the following graph that shows the distances, in kilometres, between some of the offices.

diagram not to scale



- (a) Write down a Hamiltonian cycle for this graph. [1]
- (b) State, with a reason, whether the graph contains an Eulerian circuit. [1]

Nanako wishes to find the shortest cycle to visit all the offices. She decides to complete a weighted adjacency table, showing the least distance between each pair of offices.

	A	B	C	D	E	F
A		27	52	$p$	35	18
B			25	26	12	$q$
C				17	28	$r$
D					14	34
E						22
F						

- (c) Write down the value of
  - (i)  $p$ .
  - (ii)  $q$ .
  - (iii)  $r$ . [3]

(This question continues on the following page)

**(Question 4 continued)**


- (d) Starting at vertex E, use the nearest neighbour algorithm to find an upper bound for Nanako’s cycle. [3]
- (e) By deleting vertex F, find a lower bound for Nanako’s cycle. [4]
- (f) Explain, with a reason, why the answer to part (e) might not be the best lower bound. [2]



**Turn over**

5. [Maximum mark: 13]

Adesh is designing a glass. The glass has an inner surface and an outer surface. Part of the cross section of his design is shown in the following graph, where the shaded region represents the glass. The two surfaces meet at the top of the glass. 1 unit represents 1 cm.



The inner surface is modelled by  $f(x) = \frac{1}{2}x^3 + 1$  for  $0 \leq x \leq p$ .

The outer surface is modelled by  $g(x) = \begin{cases} 0 & \text{for } 0 \leq x < 1 \\ (x-1)^4 & \text{for } 1 \leq x \leq p \end{cases}$ .

(a) Find the value of  $p$ . [2]

The glass design is finished by rotating the shaded region in the diagram through  $360^\circ$  about the  $y$ -axis.

(b) Find the volume of liquid that can be contained inside the finished glass. [5]

(c) Find the volume of the region between the two surfaces of the finished glass. [6]

6. [Maximum mark: 18]

A company makes doors for kitchen cupboards from two layers. The inside layer is wood, and its thickness is normally distributed with mean 7 mm and standard deviation 0.3 mm. The outside layer is plastic, and its thickness is normally distributed with mean 3 mm and standard deviation 0.16 mm. The thickness of the plastic is independent of the thickness of the wood.

- (a) Find the probability that a randomly chosen door has a total thickness of less than 9.5 mm. [5]

Eight doors are to be packed into a box to send to a customer. The width of the box is 82 mm. The thickness of each door is independent.

- (b) Find the probability that the total thickness of the eight doors is greater than the width of the box. [4]

The company buys two new machines, A and B, to make the wooden layers. An employee claims that the layers from machine B are thinner than the layers from machine A. In order to test this claim, a random sample is taken from each machine.

The seven layers in the sample from machine A have a thickness, in mm, of

6.23, 7.04, 7.31, 6.79, 6.91, 6.79, 7.47.

- (c) Find the  
(i) mean.  
(ii) unbiased estimate of the population variance. [3]

The eight layers in the sample from machine B have a mean thickness of 6.89 mm and  $s_{n-1} = 0.31$ .

- (d) Perform a suitable test, at the 5% significance level, to test the employee's claim. You may assume the thickness of the wooden layers from each machine are normally distributed with equal population variance. [6]

Turn over

7. [Maximum mark: 20]

The position vector of a particle at time  $t$  is given by  $\mathbf{r} = 3 \cos(3t)\mathbf{i} + 4 \sin(3t)\mathbf{j}$ .  
Displacement is measured in metres and time is measured in seconds.

- (a) (i) Find an expression for the velocity of the particle at time  $t$ .
- (ii) Hence find the speed when  $t = 3$ . [4]

- (b) (i) Find an expression for the acceleration of the particle at time  $t$ .
- (ii) Hence show that the acceleration is always directed towards the origin. [4]

The position vector of a second particle is given by  $\mathbf{r} = -4 \sin(4t)\mathbf{i} + 3 \cos(4t)\mathbf{j}$ .

- (c) For  $0 \leq t \leq 10$ , find the time when the two particles are closest to each other. [5]

At time  $k$ , where  $0 < k < 1.5$ , the second particle is moving parallel to the first particle.

- (d) (i) Find the value of  $k$ .
- (ii) At time  $k$ , show that the two particles are moving in the opposite direction. [7]

---

References:

© International Baccalaureate Organization 2022